




UNLEASHING
POWER

UNLOCKING
VALUE



Series K

Right Angle Helical Bevel Geared Motor

GEARED MOTORS · GEARBOXES · GEAR ASSEMBLIES · DRIVE SOLUTIONS



General Description_____	1
Unit Designation_____	2
Explanation And Use Of Ratings And Service Factors_____	3
Load Classification By Applications_____	4
Selection Procedure For Motorised Units_____	5-6
Output Options_____	7-8
Motor Adapters_____	9-10
Lubrication_____	11
Mounting Posistions_____	12
Unit Handlings_____	13
MOTORISED	
Motor Details_____	16
Additional Motor Features_____	17
Additional Gearbox Features_____	18
Exact Ratios_____	19
Selection Tables- Geared Motors_____	20-85
Dimension Table- Geared Motors_____	86-88
Motorised Backstop Module_____	90
REDUCER	
Overhung & Axial Loads On Shafts_____	93
Thermal Power Ratings_____	94
Ratings - Input Power / Output Torque_____	95-103
Dimension Sheets - Speed Reducer_____	104-105
Fan Cooled Units_____	106
Reducer Backstop Module_____	107
OUTPUT OPTIONS	
Dimensions Of Outputshaft Options_____	108
Dimensions Sheet - Torque Arm & Output Flange_____	109
Dimensions Of B14 (C) Flange Units_____	110
Dimensions Sheet- Asssembly / Disassmbly_____	111-112
Shipping Specifications_____	113
Safety Information_____	114

GENERAL DESCRIPTION

Series K

Series K right angle drive helical bevel geared motors offer ratios from 8 : 1 to 125 : 1 in three stages or up to 10,000 : 1 in five stages. Motors are available up to 160kW and output torque capacity up to 33000.Nm. The Series K geared motor is designed with integral cast feet for base or end mounting and can be offered with single or double extended output shafts. Units are also available shaft mounted or with output flanges and are available for mounting horizontally or vertically. The units can also be offered with a bolt on torque reaction bracket and all variants are available either motorised or with an input shaft assembly.

Adding to the range of geared motors this product takes advantage of our many years of accumulated design expertise together with the use of high quality materials and components. The end result is a series of speed reducing geared motors offering high load carrying capacities, increased efficiency, quiet running and reliability.

The Range Includes:

11 Sizes of Units:

K03, K04, K05, K06, K07, K08, K03, K10, K12, K15, K16

- Version B - standard unit with feet
- Version F or H - standard unit with output flange
- Version T or Q - standard unit with torque bracket

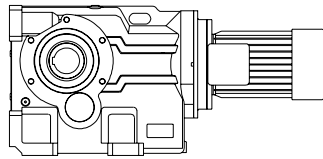
Unit Types:

- Unit type M - Motorised with IEC standard motor
- Unit type G - Unit to allow fitting of IEC motor
- Unit type R - Reducer unit
- Unit type S - Reducer unit with fan kit
- Unit type W - Reducer unit with backstop CCW rotation
- Unit type X - Reducer unit with backstop CW rotation
- Unit type Y - Reducer unit with fan and backstop CW rotation
- Unit type Z - Reducer unit with fan and backstop CCW rotation

Design Features Include:

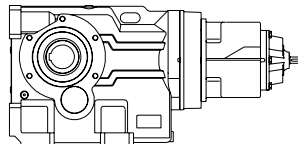
- Patented standard motor connection (IEC)
- Ability to fit double oil seals, on output shaft or reducer input shaft as required.
- All units are dimensionally interchangeable with other major European manufacturers
- Braked geared motors are available as standard
- Units are manufactured and assembled from a family of modular kits for distributor friendliness minimising inventory and maximising availability
- Motorised units can be fitted with a backstop module and reducer units can be fitted with a backstop and fan.

As improvements in design are being made continually this specification is not to be regarded as binding in detail and drawings and capacities are subject to alteration without notice. Certified drawings will be sent on request.



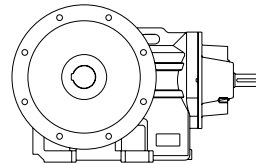
Motorised
Triple reduction
Standard unit with feet

K 0 8 3 2 5 0 . B M C - 1 B 7 . 5 A - -



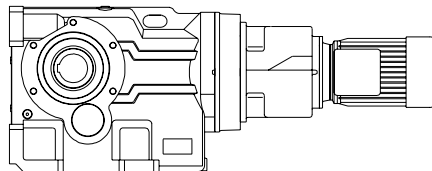
Reducer
Quintuple reduction
Standard unit with feet

K 0 8 5 2 1 2 C B R C - 1 - - - - - - -



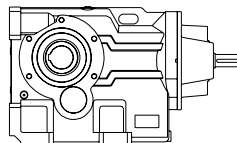
Reducer
Triple reduction Standard unit
with output flange on left

K 0 9 3 1 5 0 . F R H - 1 - - - - - - -



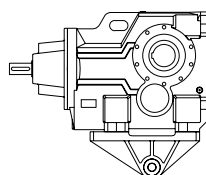
Motorised
Quintuple reduction
Standard unit with feet

K 0 8 5 2 1 2 C B M C - 1 B . 2 5 A - -



Reducer
Triple reduction
Standard unit with feet

K 0 8 3 2 5 0 . B R C - 1 - - - - - - -



Reducer
Triple reduction
Standard unit
with torque bracket

K 0 8 3 2 5 0 . T R H - 1 - - - - - - -



EXPLANATION & USE OF RATINGS & SERVICE FACTORS

Gear unit selection is made by comparing actual loads with catalogue ratings. Catalogue ratings are based on a standard set of loading conditions, whereas actual load conditions vary according to type of application. Service Factors are therefore used to calculate an equivalent load to compare with catalogue ratings.

i.e. Equivalent Load = Actual Load x Service Factor

Mechanical Ratings and Service Factors Fm and Fs

Mechanical ratings measure capacity in terms of life and/or strength, assuming 10 hr/day continuous running under uniform load conditions.

Catalogue ratings allow 100% overload at starting, braking or momentarily during operation up to 10 hours per day.

The unit selected must therefore have a catalogue rating at least equal to half maximum overload.

Mechanical Service Factor Fm (Table 1) is used to modify the actual load according to daily operating time, and type of loading.

Load characteristics for a wide range of applications are detailed in Table 3 opposite, which are used in deciding the appropriate Service Factor Fm from Table 1.

If overloads can be calculated, or accurately assessed, actual loads should be used instead of Fm.

For units subjected to frequent stop/starts overloads in excess of 10 times/day multiply factor Fm x Factor Fs (table 2).

For applications where units are to operate in extremely dusty or moist/humid atmospheres unit selection should be referred to application engineering.

Table 1. Mechanical Service Factor (Fm)

Prime Mover	Duration of Service Hours per day	Load Classification-Driven Machine		
		Uniform mass acceleration factor ≤ 0.2	Moderate mass acceleration factor ≤ 3	Heavy mass acceleration factor ≤ 10
Electric Motor, Steam Turbine or Hydraulic Motor	< 3	0.80	1.00	1.50
	3 - 10	1.00	1.25	1.75
	> 10	1.25	1.50	2.00
Multi-cylinder Internal Combustion Engine	< 3	1.00	1.25	1.75
	3 - 10	1.25	1.50	2.00
	> 10	1.50	1.75	2.25
Single-cylinder Internal Combustion Engine	< 3	1.25	1.50	2.00
	3 - 10	1.50	1.75	2.25
	> 10	1.75	2.00	2.50

Mass acceleration factor = $\frac{\text{all external moments of inertia} *}{\text{moment of inertia of driving motor}}$

* calculated with reference to the motor speed

Table 2. Number of Starts Factor (Fs)

Start / Stops per hour (1)	Up to 1	5	10	40	60	≥ 200
Factor Fs	1.00	1.03	1.06	1.10	1.15	1.20

Note: Intermediate values are obtained by linear interpolation



**LOAD CLASSIFICATION
BY APPLICATIONS**

Load Classifications - U =Uniform Load M =Moderate Shock Load H =Heavy Shock Load † =Consult our Engineers

Agitators		Elevators		Machine Tools		Pumps	
Pure liquids	U	Bucket - Uniform load	U	Bending roll	M	Centrifugal proportioning	U
Liquids and solids	M	Bucket - Heavy load	M	Punch press	H	Proportioning	M
Liquids variable density	M	Bucket - Continuous	U	Notching press	H	Reciprocating	
		Centrifugal discharge	U	Plate planer	H	Single acting 3+ cylinders	M
Blowers		Escalators	U	Other machine tools		Double acting 2+ cylinders	M
Centrifugal	U	Freight	M	Main drive	M	Single acting 1 & 2 cylinders	†
Lobe	M	Gravity discharge	U	Aux drive	U	Double acting 1 cylinder	†
Vane	U	Passenger lifts	†			Rotary- gear type	U
				Metal mills		Rotary- lobe type/ vane	U
Brewing & distilling		Fans		Carriage/main drive	M		
Bottling machinery	M	Centrifugal	U	Draw bench	M	Sand muller	M
Brew Kettles	M	Cooling towers		Dryer	M		
Cookers	M	Induced draft	†	Flattening machinery	M	Sewage treatment	
Mash tubs	M	Forced draft	†	Pinch drive	M	Bar screen	U
Scale hopper	M	Fan - Large diameter induced draft	M	Reversing slitters	M	Chemical feeder	U
		Fan - Light, small diameter	M	Scrubber rolls	M	Collector	U
				Table conveyors		Dewatering screw	M
Can filling machinery	M	Feeders		Group drives	H	Mixers	M
		Apron	M	Individual drives	H	Scum breaker	M
Crane knife	M	Belt	U	Table conveyors- reversing	H	Thickness	M
		Disc	U	Wire draw	M	Vacuum filters	M
Car dumper	M	Reciprocating	H	Wire roll	M		
		Screw	M			Screens	
Car puller	M			Mills		Air washing	U
		Food industry		Cement kiln	H	Rotary, stone or gravel	M
Clarifier	U	Cereal cooker	U	Dryer, Cooler	H	Traveling water intake	U
		Dough mixer	M	Kiln (other)	H		
Classifier	M	Meat grinder	M	Rod plain	H		
		Meat slicer	M	Rod wedge bar	H	Slab pushers	M
Clay wokring machinery				Rotary/ Ball	H		
Brick press	H	Generators - not welding	U	Tumbling barrel	H	Slewing	H
Briquette machine	H						
Clay working machinery	M	Hammer mills	H			Steering gear	†
Plug mill	M			Mixers			
		Hoists		Concrete	M	Stokers	U
Compressors		Heavy duty	H	Cons density	U		
Centrifugal	U	Medium duty	M	Variable density	M	Sugar industry	
Lobe	M	Skip hoist	M			Can knife	M
Reciprocating				Oil industry		Crusher	M
Multi cylinder	M	Laundry		Chiller's	M	Mills	M
Single cylinder	H	Tumbler	M	Oil well pump	M		
		Washer	M	Filter press	M	Textile industry	
				Rotary kiln	M	Batchers	
Conveyors- Light duty uniform load		Line shafts				Calenders	M
Apron	U	Heavy duty	M	Paper industry		Cards	M
Assembly	U	Light duty	U	Agitator (mixer)	M	Dry cans	M
Belt	U			Barker (hydraulic)	M	Dryers	M
Bucket	U	Lumber industry		Barker (mechanical)	H	Dyeing machinery	M
Chain	U	Barkers	M	Barking drum	H	Knitting machinery	M
Flight	U	Burner conveyor	H	Beater & Pulper	M	Looms	M
Oven	U	Chain/ Drag saw	H	Bleacher	U	Mangles	M
Screw	U	Chain transfer	H	Calendnders	M	Nappers	M
		Chain way transfer	H	Calenders- super	H	Pads	M
Conveyors - Heavy duty uniform load		Chain way transfer	H	Converting machine	M	Range drive	M
Apron	M	De- barking drum	H	Conveyors	U	Slashers	M
Assembly	M	Edger feed	M	Couch	M	Soapers	M
Belt	M	Gang feed	M	Cutters - plates	H	Spinners	M
Bucket	M	Green chain	M	Cylinders	M	Tenter frame	M
Chain	M	Live roll	H	Dryers	M	Washers	M
Flight	M	Log deck	H	Felt stretcher	M	Winders	M
Live roll	†	Log haul	H	Felt whipper	H		
Oven	M	Log turning	H	Jordans	M	Windlass	†
Reciprocating	M	Log conveyoyr	H	Log haul	H		
Screw	M	Of bearing roll	M	Machine real	M		
Shaker	M	Planer feed chaines	M	Presses	M		
		Planer hoist	M	Stock chest	M		
Cranes	†	Re-saw conveyoyr	M	Suction roll	M		
		Roll cases	H	Washers & thickeners	M		
Crusher		Slab conveyoyr	H	Winders	M		
Ore	H	Sorting table - triple hoist	M				
Stone	H	Triple hoist - Drive /conveyoyr	M	Printing presses	†		
Sugar	H	Transfer conveyoyr	M				
		Transfer roll	M	Pullers			
Dredger	M	Tray drive	M	Barge haul	H		
Cable reals	M	Trimmer feed	M				
Conveyoyrs	M	Waster conveyoyr	M				
Cutter head drive	H	Small waste conveyoyr (belt)	U				
Pumps	M	Small waste conveyoyr (chain)	U				
Screen drive	H						
Stackers	M						
Winches	M						



SERIES K

SELECTION PROCEDURE FOR MOTORISED UNITS

EXAMPLE APPLICATION DETAILS

Absorbed power of driven machine = 13kW
 Output speed of gearbox or Input speed of machine = 45 rev/min
 Application = Uniformly loaded belt conveyor
 Duration of service (hours per day) = 24hrs
 Mounting position = 1
 Ambient temperature = 20°C
 Running time (%) = 100%

1 DETERMINE MECHANICAL SERVICE FACTOR (Fm)

Refer to Load Classification by Application, table 3.

Application = Uniformly loaded belt conveyor

Conveyors-uniformly loaded or fed		U = Uniform load
apron assembly	U	
belt	U	
bucket	U	
chain	U	

Refer to mechanical service factor (Fm), table 1, page 3

Duration of service (hours per day) = 24hrs

Prime mover	Duration of service-hrs per day	Load classification-drive	
		Uniform	Moderate Shock
Electric motor, steam turbine or hydraulic motor	< 3	0.80	1.00
	3 - 10	1.00	1.25
	> 10	1.25	1.50

Therefore mechanical service factor (Fm) = 1.25

2 DETERMINE REQUIRED OUTPUT TORQUE AT GEARBOX OUTPUTSHAFT

$$\text{Absorbed output torque} = \frac{\text{Absorbed power} \times 9550}{\text{Gearbox output speed}}$$

$$\frac{13 \times 9550}{45} = 2759 \text{ Nm}$$

3 SELECT GEARED MOTOR

Refer to selection table one motor size larger than absorbed power. Absorbed power = 13kW, therefore refer to 15kW selection table.

Always select from 4 POLE selection table in the first instance as this offers a more economical solution.

Required output speed of gearbox = 45 rev/min

15.0kW 4 POLE	N2 R/MIN	i	M2 Nm	Fm	N	Unit Designation	kg	Motor Size
	Output Speed	Ratio	Output Torque	Service Factor	Overhung Load	Column Entry 1 Through 20 Spaces to be filled when entering order	Weight of base mount unit	
	73	20.03	1891	1.94	34547	K093220_M_15.A--	318	160L
	58	25.02	2359	1.60	35382	K093225_M_15.A--	318	160L
	53	27.78	2612	1.44	35382	K093228_M_15.A--	318	160L
	46	31.67	2995	1.26	35345	K093232_M_15.A--	318	160L
	41	35.62	3351	1.13	35024	K093236_M_15.A--	318	160L
	36	40.33	3804	0.99	35372	K093240_M_15.A--	318	160L
	33	44.89	4233	0.89	35372	K093245_M_15.A--	318	160L

Go to point 4



SELECTION PROCEDURE FOR MOTORISED UNITS

4 CHECK OUTPUT TORQUE

Output torque (M2) of selected unit must be equal or more than required output torque at gearbox outputshaft.

Required output torque at gearbox outputshaft = 2759 Nm

15.0kW 4 POLE	N2 R/MIN	i	M2 Nm	Fm	N	Unit Designation	kg	
	Output Speed	Ratio	Output Torque	Service Factor	Overhung Load	Column Entry <input type="text" value="1"/> Through <input type="text" value="20"/> Spaces to be filled when entering order	Weight of base mount unit	Motor Size
	73	20.03	1891	1.94	34547	K093220_M_15.A--	318	160L
	58	25.02	2359	1.60	35382	K093225_M_15.A--	318	160L
	53	27.78	2612	1.44	35382	K093228_M_15.A--	318	160L
	46	31.67	2995	1.26	35345	K093232_M_15.A--	318	160L
	41	35.62	3351	1.13	35024	K093236_M_15.A--	318	160L
	36	40.33	3804	0.99	35372	K093240_M_15.A--	318	160L
	33	44.89	4233	0.89	35372	K093245_M_15.A--	318	160L

Selected unit's output torque (M2) = 2995 Nm, therefore unit is acceptable

5 CHECK SERVICE FACTOR

Service factor (Fm) of selected unit must be equal or more than required service factor.

Required service factor of gearbox = 1.25

15.0kW 4 POLE	N2 R/MIN	i	M2 Nm	Fm	N	Unit Designation	kg	
	Output Speed	Ratio	Output Torque	Service Factor	Overhung Load	Column Entry <input type="text" value="1"/> Through <input type="text" value="20"/> Spaces to be filled when entering order	Weight of base mount unit	Motor Size
	73	20.03	1891	1.94	34547	K093220_M_15.A--	318	160L
	58	25.02	2359	1.60	35382	K093225_M_15.A--	318	160L
	53	27.78	2612	1.26	35382	K093232_M_15.A--	318	160L
	46	31.67	2995	1.26	35345	K093232_M_15.A--	318	160L
	41	35.62	3351	1.13	35024	K093236_M_15.A--	318	160L
	36	40.33	3804	0.99	35372	K093240_M_15.A--	318	160L
	33	44.89	4233	0.89	35372	K093245_M_15.A--	318	160L

Selected unit's service factor (Fm) = 1.26, therefore unit is acceptable.

6 CHECK OVERHUNG LOADS

If sprocket, gear, etc is mounted on the outputshaft then refer to Overhung Loads Procedure and compare with allowable overhung load (N) of selected unit

Allowable overhung load (N) must be equal or more than calculated overhung load (P)

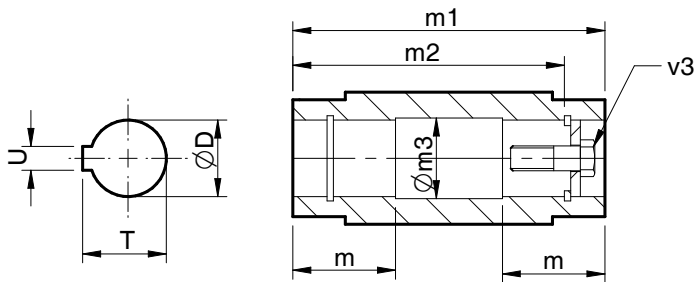
15.0kW 4 POLE	N2 R/MIN	i	M2 Nm	Fm	N	Unit Designation	kg	
	Output Speed	Ratio	Output Torque	Service Factor	Overhung Load	Column Entry <input type="text" value="1"/> Through <input type="text" value="20"/> Spaces to be filled when entering order	Weight of base mount unit	Motor Size
	73	20.03	1891	1.94	34547	K093220_M_15.A--	318	160L
	58	25.02	2359	1.60	35382	K093225_M_15.A--	318	160L
	53	27.78	2612	1.44	35382	K093228_M_15.A--	318	160L
	46	31.67	2995	1.26	35345	K093232_M_15.A--	318	160L
	41	35.62	3351	1.13	35024	K093236_M_15.A--	318	160L
	36	40.33	3804	0.99	35372	K093240_M_15.A--	318	160L
	33	44.89	4233	0.89	35372	K093245_M_15.A--	318	160L

NOTE: If any of the following conditions occur then consult Application Engineering:-

- a) Inertia of the Driven Machine (Referred to motor speed) >10 b) Ambient temperature is above 40°C
 Inertia of Gear Unit plus Motor

OUTPUT BORE OPTIONS

Column 11 Entry



Standard Hollow Shaft

H

Standard Shrink Disc *

X

on Left**

Y

on Right**

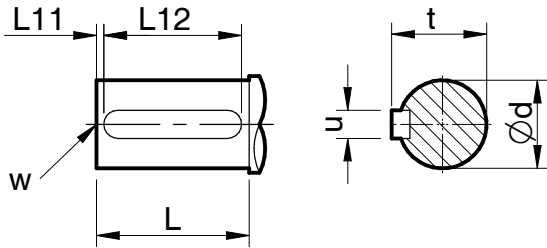
Size	Type of Bore	Column 11 Entry	Dimensions in mm							
			Ø D	m	m1	m2	ø m3	T	U	v3
K03	Standard	H	30.021 / 30.000	52.5	120	105	30.3	33.5	8	M10x50
K04	Standard	H	35.025 / 35.000	66	150	132	35.3	38.5	10	M12x55
K05	Standard	H	40.025 / 40.000	73	166	142	40.3	43.5	12	M16x70
K06	Standard	H	40.025 / 40.000	80	180	156	40.3	43.5	12	M16x70
K07	Standard	H	50.025 / 50.000	92.5	210	183	50.5	54	14	M16x70
K08	Standard	H	60.030 / 60.000	105	240	210	60.5	64.5	18	M20x80
K09	Standard	H	70.030 / 70.000	132.5	300	270	70.5	75	20	M20x80
K10	Standard	H	80.030 / 80.000	155	350	313	80.5	85.6	22	M20x80
K12	Standard	H	100.035 / 100.000	180	410	373	100.5	106.5	28	M24X110
K15	Standard	H	120.035 / 120.000	180	500	460	121	127.5	32	M24 X 110
K16	Standard	H	135.040 / 135.000	180	610	570	136	143.5	36	M24 X 110

OUTPUT SHAFT OPTIONS

Column 11 Entry

Standard Single Extension C on Left E on Right

Standard Double Extension D



Size	Type of Output Shaft	Column 11 Entry	Dimensions in mm						
			ø d	L	L11	L12	t	u	W
K03	Std Single/Double	C / E / D	25.015 / 25.002	47	3	40	28	8	M10 x 1.5 x 22
K04	Std Single/Double	C / E / D	30.015 / 30.002	56	3	50	33	8	M12 x 1.75 x 28
K05	Std Single/Double	C / E / D	35.018 / 35.022	66	3	60	38	10	M16 x 2.0 x 36
K06	Std Single	C / E	40.018 / 40.002	76	3	70	43	12	M16 x 2.0 x 36
	Std Double	D	39.991 / 39.975	76	3	70	43	12	M16 x 2.0 x 36
K07	Std Single	C / E	50.018 / 50.002	95	3	80	53.5	14	M16 x 2.0 x 36
	Std Double	D	49.991 / 49.975	95	3	80	53.5	14	M16 x 2.0 x 36
K08	Std Single	C / E	60.030 / 60.011	114	3	100	64	18	M20 x 2.5 x 42
	Std Double	D	59.990 / 59.971	114	3	100	64	18	M20 x 2.5 x 42
K09	Std Single	C / E	70.030 / 70.011	135	3	110	74.5	20	M20 x 2.5 x 42
	Std Double	D	69.990 / 69.971	135	3	110	74.5	20	M20 x 2.5 x 42
K10	Std Single	C / E	90.035 / 90.013	172	5	140	95	25	M20 x 2.5 x 42
	Std Double	D	75.030 / 75.011	163	5	110	79.5	20	M20 x 2.5 x 42
K12	Std Single	C / E	110.035 / 110.013	213	5	180	116	28	M24 x 3.0 x 55
	Std Double	D	95.035 / 95.013	200	5	140	100	25	M20 x 2.5 x 42
K15	Std Single/Double	C / E / D	120.035 / 120.013	210	5	200	127	32	M24 x 3.0 x 55
K16	Std Single/Double	C / E / D	160.040 / 160.015	250	15	220	169	40	M30 x 3.5 x 60



Triple Reduction Units

Integral Motor 4 Pole - Column 19 Entry - I

Power	K0332		K0432		K0532		K0632		K0732		K0832	
	8.0 - 20.	25. - 125	8.0 - 32.	36. - 125	8.0 - 25.	28. - 125	8.0 - 25.	28. - 125	8.0 - 20.	25. - 125	8.0 - 32.	36. - 125
0.25 Kw	•	•	-	•	-	-	-	-	-	-	-	-
0.37 Kw	•	•	-	•	-	-	-	-	-	-	-	-
0.55 Kw	•	•	•	•	-	-	-	-	-	-	-	-
0.75 Kw	•	•	•	•	•	-	-	-	-	-	-	-
1.1 Kw	•	-	-	-	•	•	-	-	-	-	-	-
1.5 Kw	•	-	•	-	•	•	•	-	-	-	-	-
2.2 Kw	-	-	-	-	•	•	•	•	-	-	-	•
3.0 Kw	-	-	-	-	•	•	•	•	-	-	-	•
4.0 Kw	-	-	-	-	•	-	•	•	-	-	-	•
5.5 Kw	-	-	-	-	•	-	•	-	-	-	-	•
7.5 Kw	-	-	-	-	-	-	-	-	•	-	-	•

Standard Motor IEC B14- Column 12 entry

Motor	K0332		K0432		K0532		K0632		K0732	
	8.0 - 20.	25. - 125	8.0 - 32.	36. - 125	8.0 - 25.	28. - 125	8.0 - 25.	28. - 125	8.0 - 20.	25. - 125
71	H	H	H	-	-	-	-	-	-	-
80	B	K	B	K	-	G	-	G	-	G
90	D	R	D	R	J	J	J	J	J	J
100	E	S	E	S	B	B	B	B	B	B
112	E	S	E	S	B	L	L	L	L	L
132	-	-	-	-	-	-	D	D	Z	Z

Standard Motor IEC B5- Column 12 entry

Motor	K0332		K0432		K0532		K0632		K0732		K0832		K0932		K1032		K1232		K1532		K1632		
	8.0 - 20.	25. - 125	8.0 - 32.	36. - 125	8.0 - 25.	28. - 125	8.0 - 25.	28. - 125	8.0 - 20.	25. - 125	8.0 - 32.	36. - 125	8.0 - 32.	36. - 125	8.0 - 32.	36. - 80.	100 - 125	11. - 36.	40. - 100	112 - 140	12. - 20.	25. - 32.	36. - 125
63	F	F	-	F	-	V	-	V	-	-	-	-	-	-	-	-	-	-	-	-	-	-	-
71	G	G	-	G	-	D	-	D	-	-	-	-	-	-	-	-	-	-	-	-	-	-	-
80	A	J	A	J	W	F	W	F	H	F	-	-	-	-	-	-	-	-	-	-	-	-	-
90	C	Q	C	Q	A	H	A	H	H	-	-	-	-	-	-	-	-	-	-	-	-	-	-
100	-	-	-	-	A	K	A	K	K	A	F	-	-	-	G	-	N	-	S	W	-	-	-
112	-	-	-	-	A	K	A	K	K	A	F	-	-	-	G	-	N	-	S	W	-	-	-
132	-	-	-	-	N	P	N	P	P	C	B	G	-	-	H	-	P	-	T	X	-	-	-
160	-	-	-	-	-	-	-	-	E	P	C	H	A	J	H	-	A	-	G	N	-	-	-
180	-	-	-	-	-	-	-	-	-	-	B	B	K	K	A	B	C	A	H	P	-	-	A
200	-	-	-	-	-	-	-	-	-	-	C	C	L	L	C	C	B	B	H	Q	-	-	B
225	-	-	-	-	-	-	-	-	-	-	-	D	M	D	M	C	C	C	H	R	-	-	C
250	-	-	-	-	-	-	-	-	-	-	-	-	-	-	D	E	E	D	K	R	-	-	E
280	-	-	-	-	-	-	-	-	-	-	-	-	-	-	F	W	F	F	L	-	-	-	G
315	-	-	-	-	-	-	-	-	-	-	-	-	-	-	-	-	-	F	M	-	H	J	K



Quintuple Reduction Units

Integral Motor 4 Pole - Column 19 Entry - I

Power	K0352		K0452		K0552		K0652		K0752		K0852		K0952		K1052		K1252		K1552		
	125 - 250	280+	125 - 360	400+	125 - 400	450+	125 - 400	450+	125 - 400	450+	125 - 400	450+	125 - 400	450+	140 - 130	400+	125 - 360	400+	160 - 450	500+	
0.25 Kw	•	•	•	•	•	•	•	•	•	•	•	•	•	•	•	•	•	•	•	•	•
0.37 Kw	•	•	•	•	•	•	•	•	•	•	•	•	•	•	•	•	•	•	•	•	•
0.55 Kw	•	•	•	•	•	•	•	•	•	•	•	•	•	•	•	•	•	•	•	•	•
0.75 Kw	•	•	•	•	•	•	•	•	•	•	•	•	•	•	•	•	•	•	•	•	•
1.1 Kw	•	•	•	•	•	•	•	•	•	•	•	•	•	•	•	•	•	•	•	•	•
1.5 Kw	•	•	•	•	•	•	•	•	•	•	•	•	•	•	•	•	•	•	•	•	•
2.2 Kw	•	•	•	•	•	•	•	•	•	•	•	•	•	•	•	•	•	•	•	•	•
3.0 Kw	•	•	•	•	•	•	•	•	•	•	•	•	•	•	•	•	•	•	•	•	•
4.0 Kw	•	•	•	•	•	•	•	•	•	•	•	•	•	•	•	•	•	•	•	•	•
5.5 Kw	•	•	•	•	•	•	•	•	•	•	•	•	•	•	•	•	•	•	•	•	•
7.5 Kw	•	•	•	•	•	•	•	•	•	•	•	•	•	•	•	•	•	•	•	•	•

Standard Motor IEC B14- Column 12 entry

Motor	K0352		K0452		K0552		K0652		K0752		K0852		K0952		K1052		K1252		K1552	
	125 - 250	280+	125 - 360	400 +	125 - 400	450+	125 - 400	450 +	125 - 400	450 +	125 - 400	450 +	125 - 400	450 +	140 - 360	400 +	125 - 360	400 +	160 - 450	500 +
71	H	H	H	H	H	H	H	H	H	H	H	H	H	H	H	H	H	H	H	H
80	B	K	B	K	B	K	B	K	B	K	B	K	B	K	B	K	B	K	B	K
90	D	R	D	R	D	R	D	R	D	R	D	R	D	R	D	R	D	R	D	R
100	F	S	F	S	F	S	F	S	F	S	F	S	F	S	F	S	F	S	F	S
112	F	S	F	S	F	S	F	S	F	S	F	S	F	S	F	S	F	S	F	S
132	•	•	•	•	•	•	•	•	•	•	•	•	•	•	•	•	•	•	•	•

Standard Motor IEC B5- Column 12 entry

Motor	K0352		K0452		K0552		K0652		K0752		K0852		K0952		K1052		K1252		K1552		K1652	
	125 - 250	280+	125 - 360	400 +	125 - 400	450 +	125 - 400	450 +	125 - 400	450 +	125 - 400	450 +	125 - 400	450 +	140 - 360	400 +	125 - 360	400 +	160 - 450	500 +	140 - 560	630 +
63	F	F	F	F	F	F	F	F	F	F	F	F	F	F	F	F	F	F	F	F	F	F
71	G	G	G	G	G	G	G	G	G	G	G	G	G	G	G	G	G	G	G	G	G	G
80	A	J	A	J	A	J	A	J	A	J	A	J	A	J	A	J	A	J	A	J	A	J
90	C	Q	C	Q	C	Q	C	Q	C	Q	C	Q	C	Q	C	Q	C	Q	C	Q	C	Q
100	•	•	•	•	•	•	•	•	•	•	•	•	•	•	•	•	•	•	•	•	•	•
112	•	•	•	•	•	•	•	•	•	•	•	•	•	•	•	•	•	•	•	•	•	•
132	•	•	•	•	•	•	•	•	•	•	•	•	•	•	•	•	•	•	•	•	•	•
160	•	•	•	•	•	•	•	•	•	•	•	•	•	•	•	•	•	•	•	•	•	•
180	•	•	•	•	•	•	•	•	•	•	•	•	•	•	•	•	•	•	•	•	•	•
200	•	•	•	•	•	•	•	•	•	•	•	•	•	•	•	•	•	•	•	•	•	•
225	•	•	•	•	•	•	•	•	•	•	•	•	•	•	•	•	•	•	•	•	•	•



LUBRICATION

K03, K04, K05, K06 & K07 Units & Primary Units used for Quintuple Reduction, are supplied factory filled with EP mineral oil (Grade 7E) appropriate to the intended mounting position. If the unit is supplied without lubricant the unit must be filled with the correct lubricant and quantity as listed below:

K08, K09, K10, K12, K15, K16 Units, require filling with EP mineral oil (Grade 7E)

Lubricant quantities are approximate fill until oil escapes from the level plug hole, fit ventilator plug (when supplied) in the appropriate position for the required mounting position (see installation and maintenance instructions)

Temperature Limitations

The standard lubricant is suitable for operation in ambient temperatures of 20° to 50°C, outside of this consult Table 1 or consult Application Engineering.

Table 1 Oil Grades

Lubricant	Ambient temperature range		
	-5°C - 20°C (E) -30°C - 20°C (H)	0°C - 35°C	20°C - 50°C
EP Mineral Oil (type E)	5E (VG 220)	6E (VG 320)	7E (VG 460)
Polyalphaolefin based Synthetic (type H)	5H (VG 220)	5H (VG 220)	6H (VG 320)

Lubricant Quantities (Litres)

Triple Reduction												
Size	K0332	K0432	K0532	K0632	K0732	K0832	K0932	K1032	K1232	K1532	K1632	
Mounting Position	1	0.5	0.7	1.1	1.5	2.7	4.4	9.3	15	23	40	68
	2	0.7	0.9	1.5	1.8	3.6	3.7	8.3	15	27	44	77
	3	0.8	1.1	1.7	2.8	4.0	7.6	18	28	33	66	117
	4	1.0	1.3	1.9	2.7	4.5	7.5	17	30	39	74	122
	5	1.2	1.7	2.5	3.6	5.7	9.6	21	34	50	94	159
	6	0.9	1.2	2.0	2.6	4.5	7.6	16	25	35	72	120

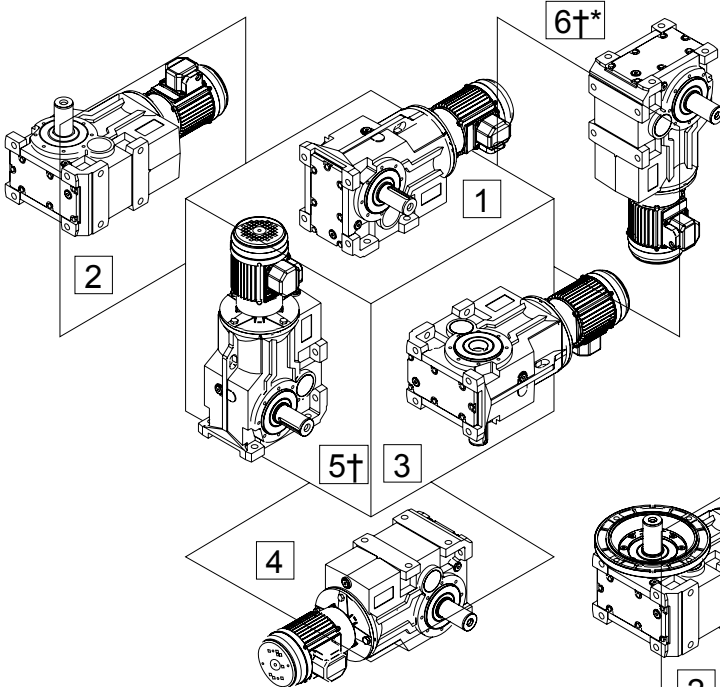
Quintuple Reduction													
Size	K0352		K0452		K0552		K0652		K0752		K0852		
	Primary	Secondary	Primary	Secondary	Primary	Secondary	Primary	Secondary	Primary	Secondary	Primary	Secondary	
	M0122	K0332	M0122	K0432	M0322	K0532	M0322	K0632	M0322	K0732	M0522	K0832	
Mounting Position	1	0.5	0.5	0.5	0.7	0.8	1.1	0.8	1.5	0.8	2.7	1.5	4.4
	2	0.5	0.7	0.5	0.9	0.8	1.5	0.8	1.8	0.8	3.6	1.5	3.7
	3	0.5	0.8	0.5	1.1	0.8	1.7	0.8	2.8	0.8	4.0	1.5	7.6
	4	0.5	1.0	0.5	1.3	0.8	1.9	0.8	2.7	0.8	4.5	1.5	7.5
	5	0.7	1.2	0.7	1.7	1.1	2.5	1.1	3.6	1.1	5.7	2.0	9.6
	6	1.0	0.9	1.0	1.2	1.4	2.0	1.4	2.6	1.4	4.5	2.6	7.6

Quintuple reduction..Cont											
Size	K0952		K1052		K1252		K1552		K1652		
	Primary	Secondary	Primary	Secondary	Primary	Secondary	Primary	Secondary	Primary	Secondary	
	M0522	K0932	M0722	K1032	M0722	K1232	M0722	K1532	M0922	K1632	
Mounting Position	1	1.5	9.3	2.6	15	2.6	23	2.6	40	10.5	68
	2	1.5	8.3	2.6	15	2.6	27	2.6	44	10.5	77
	3	1.5	18	2.6	28	2.6	33	2.6	66	10.5	117
	4	1.5	17	2.6	30	2.6	39	2.6	74	10.5	122
	5	2.0	21	3.2	34	3.2	50	3.2	94	16.8	159
	6	2.6	16	4.7	25	4.7	35	4.7	72	16.5	120

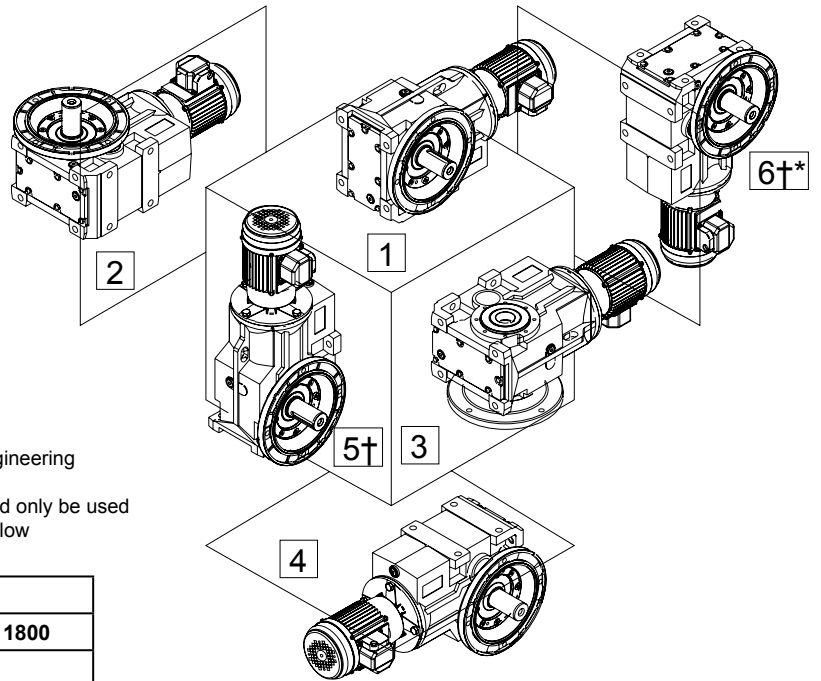
MOUNTING POSITIONS

Column 13 entry

Base Mounted Units



Flange Mounted Units



* Not Recommended for Geared Motors - Consult Application Engineering

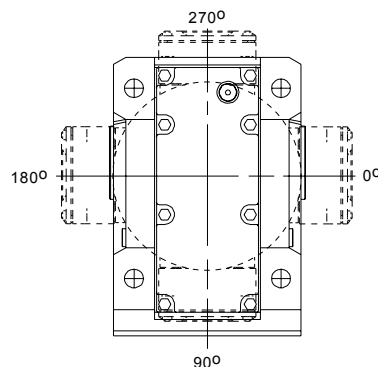
† Gear Units selected for use in mounting positions 5 and 6 should only be used with overall ratios greater or equal to those shown in the table below

Size	Input Speed (rpm)				Consult Application Engineering
	< 1000	< 1500	< 1800	> 1800	
K08	All	All	All		Consult Application Engineering
K09	All	11.0	14.0		
K10	11.0	20	25.0		
K12- K16	16.0	32	36.0		

Mounting Positions - shown as motorised - applies also for reducers

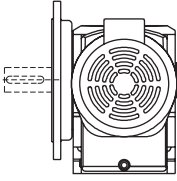
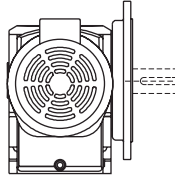


Column 14 entry

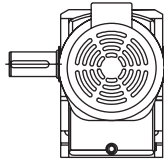
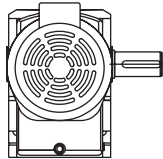
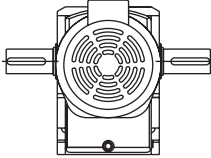
All motors

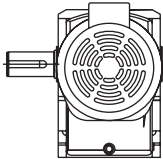
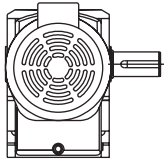
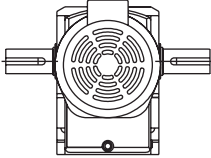


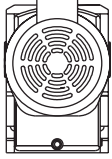
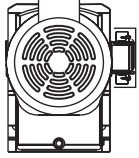
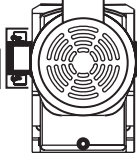
Column 14 entry	Terminal Box Position
A	0°
B	90°
C	180°
D	270°
-	Reducer or no motor fitted

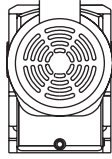
UNIT HANDINGS

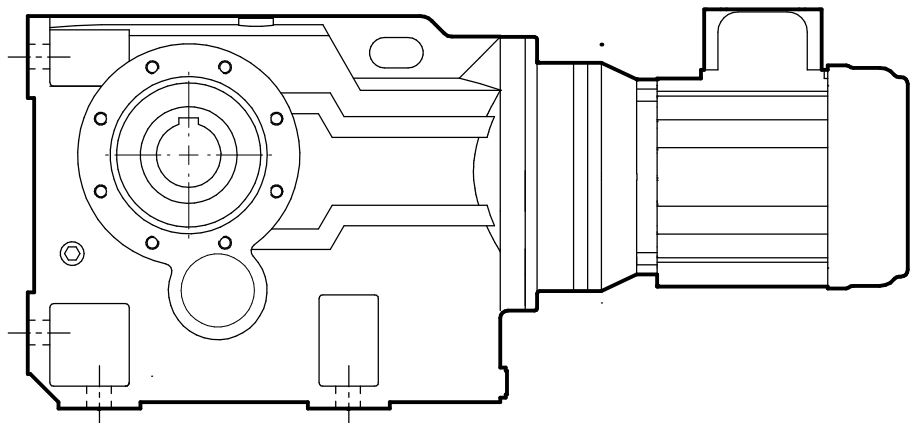
Column 9 Entry	Left	Right
Std Unit with Output Flange	F 	H 
Std Unit with Torque Bracket	T 	Q 

Column 11 Entry	Metric	
	Left	Right
Single Output Shaft	C 	E 
Double Output Shaft	D 	

Inch	
Left	Right
N 	B 
P 	

Hollow Shaft	H 	
Shrink Disc	Y  Driven Machine Side	X  Driven Machine Side <p>Note: non-standard handing, please contact Application Engineering</p>

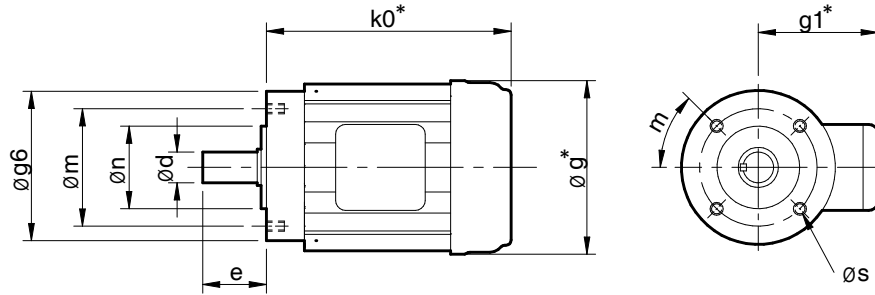
A 



MOTORISED
SERIES K

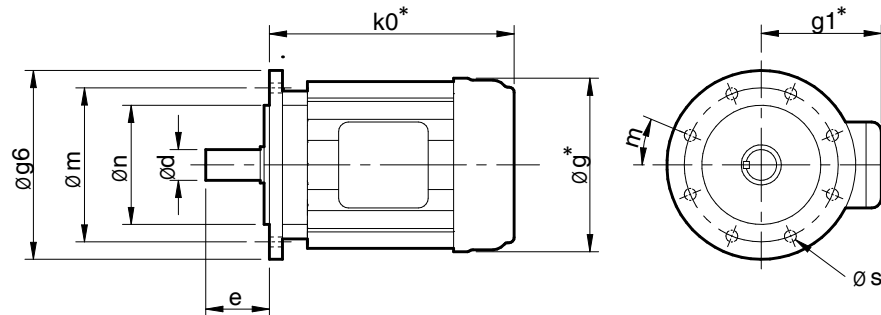


B14 'C' face



Size	øg6	øm	øn	ød	e	ko	øg	g1	m	ø s
71	105	85	70	14	30	210	140	107	45 deg	4xM6
80	120	100	80	19	40	242	158	125	45 deg	4xM6
90S	140	115	95	24	50	269	180	133	45 deg	4xM8
90L	140	115	95	24	50	294	180	133	45 deg	4xM8
100L	160	130	110	28	60	314	198	153	45 deg	4xM8
112M	160	130	110	28	60	338	222	168	45 deg	4xM8

B5 'D' face



Size	øg6	øm	øn	ød	e	ko	øg	g1	m	ø s
63	140	115	95	11	23	183	124	100	45 deg	4x10
71	160	130	110	14	30	210	140	107	45 deg	4x10
80	200	165	130	19	40	242	158	125	45 deg	4x12
90S	200	165	130	24	50	269	180	133	45 deg	4x12
90L	200	165	130	24	50	294	180	133	45 deg	4x12
100L	250	215	180	28	60	314	198	153	45 deg	4x15
112M	250	215	180	28	60	338	222	168	45 deg	4x15
132S	300	265	230	38	80	371	262	185	45 deg	4x15
132M	300	265	230	38	80	409	262	185	45 deg	4x15
160M	350	300	250	42	110	479	314	216	45 deg	4x19
160L	350	300	250	42	110	523	314	216	45 deg	4x19
180M	350	300	250	48	110	545	354	236	45 deg	4x19
180L	350	300	250	48	110	583	354	236	45 deg	4x19
200L	400	350	300	55	110	650	395	276	45 deg	4x19
225S	450	400	350	60	140	695	435	297	22.5 deg	8x19
225M	450	400	350	60	140	695	435	297	22.5 deg	8x19
250M	550	500	450	65	140	790	481	319	22.5 deg	8x24
280S	550	500	450	75	140	900	543	426	22.5 deg	8x24
280M	550	500	450	75	140	900	543	426	22.5 deg	8x24
315S	660	600	550	80	170	1015	621	452	22.5 deg	8x24
315M	660	600	550	80	170	1015	621	452	22.5 deg	8x24
315L	660	600	550	80	170	1178	621	452	22.5 deg	8x24

* Dimension for own brand standard motors. These may vary if alternative motor is fitted.



SERIES K ADDITIONAL MOTOR FEATURES

RADICON POWERBUILD motor features - Column 19 Entry	
Column 19 Entry	Feature
A	Standard Motor
B	Brake Moter (with MRL)
C	Flame Proof (Consult PBL Design for Detail)
D	Brake + Flame Proof (Consult PBL Design for Detail)
E	Non Std. Voltage
F	Non std. Frequency
G	Non Std. Voltage And Frequency
H	Crane Duty Motor
I	Integral Motor
J	Crane duty + Brake Motor + VVFD
K	VVFD + Brake Option
L	VVFD Only
M	IE 2/Eff 1
N	Dual Speed
V	Crane duty + Brake Motor
W	NDE shaft extrn.
O	Special feature except all above
S	Special Motor (Other than above)

Standard motor consists of 3Ø, Squirrel Cage, 415 V+/-10%, 50 Hz +/-5%, TEFC, IP 55, S1 Duty, Amb. Temp. 50° C, F Class Insulation limited to B Class



SERIES K

ADDITIONAL GEARBOX FEATURES

Additional Gearbox Features - Column 20 Entry

Column 20 entry	Double output-shaft oil seals	Motorised Backstop ***		Special
		CW Rotation	CCW Rotation	
-				
A	•			
D		•		
E	•	•		
H			•	
I	•		•	
L				•

Please refer to Application Engineering for details of the following additional gearbox features

- Prime paint only
- Wash down
- Special oil (food compatible, bio-degradable, different viscosities etc)

*** IEC frame sizes 100 - 200.



EXACT RATIOS

Exact Ratios - Triple Reduction

Column Entry			K0332	K0432	K0532	K0632	K0732	K0832	K0932	K1032	K1232	K1532	K1632
6	7	8											
8.0			8.328	8.054	8.112	7.961	8.595	8.128	8.035	8.263	8.513	-	-
11.			11.25	11.30	11.41	11.19	11.91	11.52	11.06	11.54	11.80	10.11	-
12.			12.80	12.45	12.78	12.55	13.37	12.80	12.40	12.55	12.96	11.36	13.57
14.			14.50	14.14	14.35	14.08	14.71	14.24	13.92	14.26	14.25	14.10	14.67
18.			18.54	17.95	18.22	17.88	19.21	18.41	17.93	18.57	18.20	15.88	17.15
20.			19.98	20.40	20.66	20.27	21.84	20.67	20.03	20.05	20.17	17.86	22.45
25.			25.23	25.03	24.64	24.18	26.52	25.35	25.02	25.76	26.50	22.92	25.63
28.			28.60	27.76	28.37	27.84	29.17	28.56	27.78	29.24	28.99	25.45	30.61
32.			32.68	31.54	32.99	32.38	33.52	33.24	31.67	33.10	32.83	31.77	34.73
36.			36.35	35.83	36.91	36.23	38.01	36.88	35.62	37.34	36.18	35.23	38.38
40.			40.08	39.46	39.34	38.61	41.92	40.36	40.33	41.49	40.44	40.00	44.38
45.			44.11	45.39	46.63	45.76	48.01	45.66	44.89	45.37	46.81	45.83	47.94
50.			51.68	49.35	49.78	48.86	54.28	51.54	49.87	50.41	52.76	49.26	55.88
63.			62.00	59.24	61.78	60.63	62.94	62.48	61.00	59.58	60.77	63.39	64.44
71.			72.27	71.09	72.85	71.49	75.07	72.86	70.45	71.89	74.62	76.04	74.70
80.			80.30	80.10	79.77	78.28	82.21	80.03	77.78	82.83	83.10	91.25	86.08
100			96.70	93.12	97.76	95.93	98.65	98.08	94.53	96.11	97.07	98.86	102.87
112			110.8	105.7	109.0	106.9	113.5	107.1	107.0	112.0	113.8	115.6	-
125			126.0	120.2	122.2	119.9	126.1	123.3	120.3	120.4	121.1	135.6	123.45
140			-	-	-	-	-	-	-	-	-	152.1	-

Exact Ratios - Quadruple Reduction

Column Entry			K0352	K0452	K0552	K0652	K0752	K0852	K0952	K1052	K1252	K1552	K1652
6	7	8											
125			128	134	118	116	120	132	-	-	-	-	-
140			145	148	143	140	133	145	-	-	-	169	141
160			165	170	157	154	147	164	161	167	172	181	163
200			211	200	208	204	211	203	226	226	238	251	195
250			227	258	264	259	233	228	254	260	269	282	243
280			287	284	300	294	265	268	282	285	302	323	273
320			325	322	316	310	305	297	298	317	332	363	315
360			371	355	351	344	374	337	331	373	385	399	353
400			413	407	399	391	415	401	402	414	437	460	394
450			455	448	453	445	466	462	455	471	493	520	441
500			516	508	499	489	513	506	489	515	531	559	509
560			568	581	574	563	590	538	563	566	584	615	565
630			649	646	624	612	641	641	655	651	671	706	627
700			704	712	725	712	737	760	727	723	757	801	710
800			798	808	812	797	836	811	789	783	809	909	783
900			912	891	899	882	924	888	940	904	946	1031	914
10C			1015	1000	1045	1026	1062	1007	1028	980	1012	1091	1033
11C			1119	1102	1169	1147	1204	1102	1115	1171	1140	1237	1096
12C			1183	1267	1231	1208	1267	1246	1190	1268	1226	1418	1221
14C			1423	1427	1477	1449	1521	1470	1477	1470	1519	1608	1382
16C			1583	1606	1577	1548	1720	1659	1641	1634	1712	1773	1563
18C			1800	1784	1777	1744	1938	1817	1741	1754	1811	2031	1803
20C			2000	2250	1957	1920	1994	2011	1935	1949	2042	2296	1992
22C			2250	2265	2205	2164	2246	2202	2118	2134	2236	2457	2082
25C			2579	2463	2563	2515	2611	2699	2596	2561	2683	2686	2421
28C			2699	2799	2847	2794	2934	2821	2733	2779	2887	3175	2793
32C			3094	3360	3310	3248	3411	3147	2992	3044	3162	3714	3162
36C			3516	3548	3757	3686	3871	3853	3667	3652	3794	4067	3666
40C			4007	3998	4056	3981	4093	4237	4048	4208	4226	4431	4122
45C			4554	4543	4604	4518	4646	4722	4512	4842	4862	4924	4459
50C			4826	4647	5131	5036	5281	5157	5060	5380	5110	5615	5048
56C			5485	5281	5234	5136	5345	5296	5793	5845	5879	6239	5676
63C			6286	5994	5833	5725	6076	5783	6207	6548	6657	-	6812
71C			7144	6815	6542	6420	6752	6660	6980	7276	7083	-	-



SERIES K

SELECTION TABLES

GEARED MOTORS

0.12 kW

4 POLE

N2 rpm	i	M2 Nm	Fm	N	Unit Designation	kg	
Output Speed	Ratio	Output Torque	Service Factor	Overhung Load	Column Entry 1 - 20 Blanks to be filled when entering order	Weight of base mount unit	Motor Size
163	8.330	6.79	20.46	4300	K03328.0_M_._.12A--	24	63
121	11.25	9.18	17.11	4730	K033211_M_._.12A--	24	63
106	12.80	10.4	15.71	4930	K033212_M_._.12A--	24	63
93.8	14.50	11.8	14.63	5130	K033214_M_._.12A--	24	63
73.4	18.54	15.1	12.30	5550	K033218_M_._.12A--	24	63
68.1	19.98	16.3	11.72	5680	K033220_M_._.12A--	24	63
53.9	25.23	20.6	9.91	6000	K033225_M_._.12A--	24	63
47.6	28.60	23.3	9.04	6000	K033228_M_._.12A--	24	63
41.6	32.68	26.7	8.18	6000	K033232_M_._.12A--	24	63
37.4	36.35	29.7	7.55	6000	K033236_M_._.12A--	24	63
33.9	40.08	32.7	6.90	6000	K033240_M_._.12A--	24	63
30.8	44.11	36.0	6.27	6000	K033245_M_._.12A--	24	63
26.3	51.68	42.2	5.36	6000	K033250_M_._.12A--	24	63
21.9	62.00	50.6	4.47	6000	K033263_M_._.12A--	24	63
18.8	72.27	58.9	3.85	6000	K033271_M_._.12A--	24	63
16.9	80.30	65.5	3.46	6000	K033280_M_._.12A--	24	63
14.1	96.70	78.9	2.38	6000	K0332100_M_._.12A--	24	63
12.3	110.8	90.4	1.78	6000	K0332112_M_._.12A--	24	63
10.8	126.0	103	1.54	6000	K0332125_M_._.12A--	24	63
10.6	127.8	101	2.27	6000	K0352125_M_._.12A--	33	63
9.4	145.3	115	1.99	6000	K0352140_M_._.12A--	33	63
8.3	164.7	130	1.76	6000	K0352160_M_._.12A--	33	63
6.5	210.6	167	1.37	6000	K0352200_M_._.12A--	33	63
6.0	227.0	180	1.27	6000	K0352250_M_._.12A--	33	63
4.7	286.5	227	1.01	6000	K0352280_M_._.12A--	33	63
4.2	324.8	257	0.89	6000	K0352320_M_._.12A--	33	63
9.2	148.0	117	3.83	6000	K0452140_M_._.12A--	38	63
8.0	170.2	135	3.35	6000	K0452160_M_._.12A--	38	63
6.8	199.9	158	2.83	6000	K0452200_M_._.12A--	38	63
5.3	257.6	204	2.2	6000	K0452250_M_._.12A--	38	63
4.8	284.3	225	2.01	6000	K0452280_M_._.12A--	38	63
4.2	322.4	255	1.75	6000	K0452320_M_._.12A--	38	63
3.8	355.0	281	1.59	6000	K0452360_M_._.12A--	38	63
3.3	407.0	322	1.39	6000	K0452400_M_._.12A--	38	63
3.0	448.2	355	1.26	6000	K0452450_M_._.12A--	38	63
2.7	508.1	402	1.11	6000	K0452500_M_._.12A--	38	63
2.3	580.7	460	0.97	6000	K0452560_M_._.12A--	38	63
2.1	645.9	512	0.88	6000	K0452630_M_._.12A--	38	63
3.0	453.0	359	1.84	8000	K0552450_M_._.12A--	52	63
2.7	499.0	395	1.67	8000	K0552500_M_._.12A--	52	63
2.4	574.0	455	1.45	8000	K0552560_M_._.12A--	52	63
2.2	624.0	494	1.34	8000	K0552630_M_._.12A--	52	63
1.9	725.0	574	1.15	8000	K0552700_M_._.12A--	52	63
1.7	812.0	643	1.03	8000	K0552800_M_._.12A--	52	63
1.5	899.0	712	0.93	8000	K0552000_M_._.12A--	52	63
3.1	445.0	352	2.34	8000	K0652450_M_._.12A--	60	63
2.8	489.0	387	2.13	8000	K0652500_M_._.12A--	60	63
2.4	563.0	446	1.85	8000	K0652560_M_._.12A--	60	63
2.2	612.0	485	1.70	8000	K0652630_M_._.12A--	60	63
1.9	712.0	564	1.46	8000	K0652700_M_._.12A--	60	63
1.7	797.0	631	1.31	8000	K0652800_M_._.12A--	60	63
1.5	882.0	699	1.18	8000	K0652900_M_._.12A--	60	63
1.3	1026	813	1.02	8000	K065210C_M_._.12A--	60	63
1.2	1147	909	0.91	8000	K065211C_M_._.12A--	60	63
1.1	1208	957	0.86	8000	K065212C_M_._.12A--	60	63
2.3	590.0	467	3.57	15000	K0752560_M_._.12A--	78	63
2.1	641.0	508	3.29	15000	K0752630_M_._.12A--	78	63
1.8	737.0	584	2.86	15000	K0752700_M_._.12A--	78	63
1.6	836.0	662	2.52	15000	K0752800_M_._.12A--	78	63
1.5	924.0	732	2.28	15000	K0752900_M_._.12A--	78	63
1.3	1062	841	1.99	15000	K075210C_M_._.12A--	78	63
1.1	1204	954	1.75	15000	K075211C_M_._.12A--	78	63
1.1	1267	1004	1.66	15000	K075212C_M_._.12A--	78	63
0.89	1521	1205	1.39	15000	K075214C_M_._.12A--	78	63
0.79	1720	1362	1.23	15000	K075216C_M_._.12A--	78	63
0.70	1938	1535	1.09	15000	K075218C_M_._.12A--	78	63
0.68	1994	1579	1.06	15000	K075220C_M_._.12A--	78	63
0.61	2246	1779	0.94	15000	K075222C_M_._.12A--	78	63

NOTE

Other output speeds are available using 2 and 8 pole motors - Consult Application Engineering



SERIES K

SELECTION TABLES

GEARED MOTORS

0.12 kW

6 POLE

N2 rpm	i	M2 Nm	Fm	N	Unit Designation	kg	
Output Speed	Ratio	Output Torque	Service Factor	Overhung Load	Column Entry 1 - 20 Blanks to be filled when entering order	Weight of base mount unit	Motor Size
108.0	8.330	10.3	14.71	4860	K03328.0_M_-.12C--	24	63
80.0	11.25	13.9	12.33	5330	K033211_M_-.12C--	24	63
70.3	12.80	15.8	11.28	5550	K033212_M_-.12C--	24	63
62.1	14.50	17.9	10.46	5770	K033214_M_-.12C--	24	63
48.5	18.54	22.9	8.80	6000	K033218_M_-.12C--	24	63
45.0	19.98	24.6	8.41	6000	K033220_M_-.12C--	24	63
35.7	25.23	31.1	7.07	6000	K033225_M_-.12C--	24	63
31.5	28.60	35.3	6.38	6000	K033228_M_-.12C--	24	63
27.5	32.68	40.3	5.59	6000	K033232_M_-.12C--	24	63
24.8	36.35	44.8	5.02	6000	K033236_M_-.12C--	24	63
22.5	40.08	49.4	4.55	6000	K033240_M_-.12C--	24	63
20.4	44.11	54.4	4.14	6000	K033245_M_-.12C--	24	63
17.4	51.68	63.7	3.53	6000	K033250_M_-.12C--	24	63
14.5	62.00	76.4	2.94	6000	K033263_M_-.12C--	24	63
12.5	72.27	89.1	2.53	6000	K033271_M_-.12C--	24	63
11.2	80.30	99.0	2.27	6000	K033280_M_-.12C--	24	63
9.3	96.70	119	1.56	6000	K0332100_M_-.12C--	24	63
8.1	110.8	137	1.16	6000	K0332112_M_-.12C--	24	63
7.1	126.0	155	1.01	6000	K0332125_M_-.12C--	24	63
7.0	127.8	153	1.47	6000	K0352125_M_-.12C--	33	63
6.2	145.3	174	1.29	6000	K0352140_M_-.12C--	33	63
5.5	164.7	197	1.14	6000	K0352160_M_-.12C--	33	63
4.3	210.6	252	0.89	6000	K0352200_M_-.12C--	33	63
4.0	226.9	272	0.83	6000	K0352250_M_-.12C--	33	63
9.7	93.12	115	3.81	6000	K0432100_M_-.12C--	29	63
8.5	105.7	130	3.33	6000	K0432112_M_-.12C--	29	63
7.5	120.2	148	2.97	6000	K0432125_M_-.12C--	29	63
6.7	134.4	161	2.74	6000	K0452125_M_-.12C--	38	63
6.1	148.0	177	2.48	6000	K0452140_M_-.12C--	38	63
5.3	170.2	204	2.16	6000	K0452160_M_-.12C--	38	63
4.5	199.9	239	1.84	6000	K0452200_M_-.12C--	38	63
3.5	257.6	308	1.43	6000	K0452250_M_-.12C--	38	63
3.2	284.3	340	1.29	6000	K0452280_M_-.12C--	38	63
2.8	322.4	386	1.14	6000	K0452320_M_-.12C--	38	63
2.5	355.0	425	1.04	6000	K0452360_M_-.12C--	38	63
2.2	407.0	487	0.90	6000	K0452400_M_-.12C--	38	63
2.0	448.2	536	0.82	6000	K0452450_M_-.12C--	38	63
2.0	453.0	542	1.22	8000	K0552450_M_-.12C--	52	63
1.8	499.0	597	1.11	8000	K0552500_M_-.12C--	52	63
1.6	574.0	687	0.96	8000	K0552560_M_-.12C--	52	63
1.4	624.0	747	0.88	8000	K0552630_M_-.12C--	52	63
2.0	445.0	533	1.55	8000	K0652450_M_-.12C--	60	63
1.8	489.0	585	1.41	8000	K0652500_M_-.12C--	60	63
1.6	563.0	674	1.22	8000	K0652560_M_-.12C--	60	63
1.5	612.0	733	1.13	8000	K0652630_M_-.12C--	60	63
1.3	712.0	852	0.97	8000	K0652700_M_-.12C--	60	63
1.9	466.0	558	2.99	15000	K0752450_M_-.12C--	78	63
1.8	513.0	614	2.72	15000	K0752500_M_-.12C--	78	63
1.5	590.0	706	2.36	15000	K0752560_M_-.12C--	78	63
1.4	641.0	767	2.18	15000	K0752630_M_-.12C--	78	63
1.2	737.0	882	1.89	15000	K0752700_M_-.12C--	78	63
1.1	836.0	1001	1.67	15000	K0752800_M_-.12C--	78	63
1.0	924.0	1106	1.51	15000	K0752900_M_-.12C--	78	63
0.85	1062	1271	1.31	15000	K075210C_M_-.12C--	78	63
0.75	1204	1441	1.16	15000	K075211C_M_-.12C--	78	63
0.71	1267	1517	1.10	15000	K075212C_M_-.12C--	78	63
0.59	1521	1821	0.92	15000	K075214C_M_-.12C--	78	63

NOTE

Other output speeds are available using 2 and 8 pole motors - Consult Application Engineering



SELECTION TABLES GEARED MOTORS

0.18 kW

4 POLE

N2 rpm	i	M2 Nm	Fm	N	Unit Designation	kg	
Output Speed	Ratio	Output Torque	Service Factor	Overhung Load	Column Entry 1 - 20 Blanks to be filled when entering order	Weight of base mount unit	Motor Size
164.5	8.330	10.1	13.74	4269	K03328.0_M_-.18A--	24	63
121.8	11.25	13.7	11.49	4688	K033211_M_-.18A--	24	63
107.0	12.80	15.5	10.55	4882	K033212_M_-.18A--	24	63
94.5	14.50	17.6	9.82	5076	K033214_M_-.18A--	24	63
73.9	18.54	22.5	8.26	5481	K033218_M_-.18A--	24	63
68.6	19.98	24.3	7.87	5606	K033220_M_-.18A--	24	63
54.3	25.23	30.6	6.66	5913	K033225_M_-.18A--	24	63
47.9	28.60	34.7	6.07	5916	K033228_M_-.18A--	24	63
41.9	32.68	39.7	5.49	5917	K033232_M_-.18A--	24	63
37.7	36.35	44.2	5.07	5952	K033236_M_-.18A--	24	63
34.2	40.08	48.7	4.63	6000	K033240_M_-.18A--	24	63
31.1	44.11	53.6	4.21	6000	K033245_M_-.18A--	24	63
26.5	51.68	62.8	3.60	6000	K033250_M_-.18A--	24	63
22.1	62.00	75.3	3.00	6000	K033263_M_-.18A--	24	63
19.0	72.27	87.8	2.58	6000	K033271_M_-.18A--	24	63
17.1	80.30	97.5	2.33	6000	K033280_M_-.18A--	24	63
14.2	96.70	117.5	1.60	6000	K0332100_M_-.18A--	24	63
12.4	110.8	134.6	1.20	6000	K0332112_M_-.18A--	24	63
10.9	126.0	153.0	1.03	6000	K0332125_M_-.18A--	24	63
10.7	127.8	150.7	1.52	6000	K0352125_M_-.18A--	33	63
9.4	145.3	171.4	1.34	6000	K0352140_M_-.18A--	33	63
8.3	164.7	194.2	1.18	6000	K0352160_M_-.18A--	33	63
6.5	210.6	248.4	0.92	6000	K0352200_M_-.18A--	33	63
6.0	227.0	267.7	0.86	6000	K0352250_M_-.18A--	33	63
14.7	93.12	113.1	3.63	6000	K0432100_M_-.18A--	29	63
13.0	105.7	128.4	3.26	6000	K0432112_M_-.18A--	29	63
11.4	120.2	145.9	3.02	6000	K0432125_M_-.18A--	29	63
10.2	134	158.5	2.83	6000	K0452125_M_-.18A--	38	63
9.3	148	174.5	2.57	6000	K0452140_M_-.18A--	38	63
8.0	170	200.8	2.25	6000	K0452160_M_-.18A--	38	63
6.9	200	235.8	1.90	6000	K0452200_M_-.18A--	38	63
5.3	258	303.8	1.48	6000	K0452250_M_-.18A--	38	63
4.8	284	335.4	1.35	6000	K0452280_M_-.18A--	38	63
4.2	322	380.3	1.18	6000	K0452320_M_-.18A--	38	63
3.9	355	418.7	1.07	6000	K0452360_M_-.18A--	38	63
3.4	407	480.1	0.93	6000	K0452400_M_-.18A--	38	63
3.1	448	528.7	0.85	6000	K0452450_M_-.18A--	38	63
3.0	453	534.2	1.24	8000	K0552450_M_-.18A--	52	63
2.7	499	588.3	1.13	8000	K0552500_M_-.18A--	52	63
2.4	574	676.7	0.98	8000	K0552560_M_-.18A--	52	63
2.2	624	735.7	0.90	8000	K0552630_M_-.18A--	52	63
3.1	445	524.3	1.58	8000	K0652450_M_-.18A--	60	63
2.8	489	577.3	1.43	8000	K0652500_M_-.18A--	60	63
2.4	563	664.1	1.25	8000	K0652560_M_-.18A--	60	63
2.2	612	722.0	1.15	8000	K0652630_M_-.18A--	60	63
1.9	712	839.7	0.99	8000	K0652700_M_-.18A--	60	63
1.7	797	939.5	0.89	8000	K0652800_M_-.18A--	60	63
2.9	466	549.6	3.04	15000	K0752450_M_-.18A--	78	63
2.7	513	605.0	2.76	15000	K0752500_M_-.18A--	78	63
2.3	590	695.8	2.40	15000	K0752560_M_-.18A--	78	63
2.1	641	756.5	2.21	15000	K0752630_M_-.18A--	78	63
1.9	737	869.3	1.92	15000	K0752700_M_-.18A--	78	63
1.6	836	985.8	1.70	15000	K0752800_M_-.18A--	78	63
1.5	924	1090	1.53	15000	K0752900_M_-.18A--	78	63
1.3	1062	1252	1.34	15000	K075210C_M_-.18A--	78	63
1.1	1204	1420	1.18	15000	K075211C_M_-.18A--	78	63
1.1	1267	1495	1.12	15000	K075212C_M_-.18A--	78	63
0.90	1521	1794	0.93	15000	K075214C_M_-.18A--	78	63
0.80	1720	2029	0.82	15000	K075216C_M_-.18A--	78	63

NOTE

Other output speeds are available using 2 and 8 pole motors - Consult Application Engineering



SELECTION TABLES GEARED MOTORS

0.18 kW

6 POLE

N2 rpm	i	M2 Nm	Fm	N	Unit Designation	kg	
Output Speed	Ratio	Output Torque	Service Factor	Overhung Load	Column Entry 1 - 20 Blanks to be filled when entering order	Weight of base mount unit	Motor Size
108.0	8.330	15	9.80	4815	K03328.0_M_._.18C--	27	71
80.0	11.25	21	8.22	5271	K033211_M_._.18C--	27	71
70.3	12.80	24	7.52	5482	K033212_M_._.18C--	27	71
62.1	14.50	27	6.98	5693	K033214_M_._.18C--	27	71
48.5	18.54	34	5.86	5915	K033218_M_._.18C--	27	71
45.0	19.98	37	5.60	5915	K033220_M_._.18C--	27	71
35.7	25.23	47	4.72	6000	K033225_M_._.18C--	27	71
31.5	28.60	53	4.26	6000	K033228_M_._.18C--	27	71
27.5	32.68	60	3.72	6000	K033232_M_._.18C--	27	71
24.8	36.35	67	3.36	6000	K033236_M_._.18C--	27	71
22.5	40.08	74	3.04	6000	K033240_M_._.18C--	27	71
20.4	44.11	82	2.77	6000	K033245_M_._.18C--	27	71
17.4	51.68	96	2.36	6000	K033250_M_._.18C--	27	71
14.5	62.00	115	1.97	6000	K033263_M_._.18C--	27	71
12.5	72.27	134	1.69	6000	K033271_M_._.18C--	27	71
11.2	80.30	148	1.53	6000	K033280_M_._.18C--	27	71
9.3	96.70	179	1.05	6000	K0332100_M_._.18C--	27	71
7.0	127.8	229	0.99	6000	K0352125_M_._.18C--	35	71
6.2	145.3	261	0.87	6000	K0352140_M_._.18C--	35	71
15.2	59.24	110	4.02	6000	K043263_M_._.18C--	32	71
12.7	71.09	131	3.29	6000	K043271_M_._.18C--	32	71
11.2	80.10	148	3.01	6000	K043280_M_._.18C--	32	71
9.7	93.12	172	2.49	6000	K0432100_M_._.18C--	32	71
8.5	105.7	195	2.24	6000	K0432112_M_._.18C--	32	71
7.5	120.2	222	2.01	6000	K0432125_M_._.18C--	32	71
6.7	134.4	241	1.85	6000	K0452125_M_._.18C--	41	71
6.1	148.0	266	1.68	6000	K0452140_M_._.18C--	41	71
5.3	170.2	306	1.46	6000	K0452160_M_._.18C--	41	71
4.5	199.9	359	1.24	6000	K0452200_M_._.18C--	41	71
3.5	257.6	462	0.96	6000	K0452250_M_._.18C--	41	71
3.2	284.3	510	0.88	6000	K0452280_M_._.18C--	41	71
2.0	444.5	798	1.04	8000	K0652450_M_._.18C--	63	71
1.8	489.5	879	0.94	8000	K0652500_M_._.18C--	63	71
1.6	563.0	1011	0.82	8000	K0652560_M_._.18C--	63	71
1.9	465.8	836	2.00	15000	K0752450_M_._.18C--	81	71
1.8	512.9	921	1.81	15000	K0752500_M_._.18C--	81	71
1.5	590.0	1059	1.58	15000	K0752560_M_._.18C--	81	71
1.4	641.4	1152	1.45	15000	K0752630_M_._.18C--	81	71
1.2	737.0	1323	1.26	15000	K0752700_M_._.18C--	81	71
1.1	835.8	1501	1.11	15000	K0752800_M_._.18C--	81	71
0.97	924.0	1659	1.01	15000	K0752900_M_._.18C--	81	71
0.85	1062	1906	0.88	15000	K075210C_M_._.18C--	81	71

NOTE

Other output speeds are available using 2 and 8 pole motors - Consult Application Engineering



SERIES K

SELECTION TABLES

GEARED MOTORS

0.25 kW

4 POLE

N2 rpm	i	M2 Nm	Fm	N	Unit Designation	kg	
Output Speed	Ratio	Output Torque	Service Factor	Overhung Load	Column Entry 1 - 20 Blanks to be filled when entering order	Weight of base mount unit	Motor Size
164	8.330	14	10.04	4233	K03328.0_M_-.25A--	27	71
122	11.25	19	8.38	4630	K033211_M_-.25A--	27	71
107	12.80	22	7.72	4827	K033212_M_-.25A--	27	71
94.5	14.50	24	7.14	5013	K033214_M_-.25A--	27	71
73.9	18.54	31	6.02	5401	K033218_M_-.25A--	27	71
68.6	19.98	34	5.72	5519	K033220_M_-.25A--	27	71
54.3	25.23	43	4.83	5812	K033225_M_-.25A--	27	71
47.9	28.60	48	4.40	5818	K033228_M_-.25A--	27	71
41.9	32.68	55	4.02	5820	K033232_M_-.25A--	27	71
37.7	36.35	61	3.70	5822	K033236_M_-.25A--	27	71
34.2	40.08	68	3.41	5896	K033240_M_-.25A--	27	71
31.1	44.11	74	3.10	6000	K033245_M_-.25A--	27	71
26.5	51.68	87	2.65	6000	K033250_M_-.25A--	27	71
22.1	62.00	105	2.21	6000	K033263_M_-.25A--	27	71
19.0	72.27	122	1.90	6000	K033271_M_-.25A--	27	71
17.1	80.30	135	1.71	6000	K033280_M_-.25A--	27	71
14.2	96.70	163	1.17	6000	K0332100_M_-.25A--	27	71
12.4	110.8	187	0.88	6000	K0332112_M_-.25A--	27	71
10.7	127.8	209	1.12	6000	K0352125_M_-.25A--	35	71
9.4	145.3	238	0.98	6000	K0352140_M_-.25A--	35	71
8.3	164.7	270	0.87	6000	K0352160_M_-.25A--	35	71
19.3	71.09	120	3.80	6000	K043271_M_-.25A--	32	71
17.1	80.10	135	3.38	6000	K043280_M_-.25A--	32	71
14.7	93.12	157	2.69	6000	K0432100_M_-.25A--	32	71
13.0	105.7	178	2.47	6000	K0432112_M_-.25A--	32	71
11.4	120.2	203	2.25	6000	K0432125_M_-.25A--	32	71
10.2	134.4	220	2.08	6000	K0452125_M_-.25A--	41	71
9.3	148.0	242	1.89	6000	K0452140_M_-.25A--	41	71
8.0	170.2	279	1.65	6000	K0452160_M_-.25A--	41	71
6.9	199.9	327	1.40	6000	K0452200_M_-.25A--	41	71
5.3	257.6	422	1.09	6000	K0452250_M_-.25A--	41	71
4.8	284.3	466	0.99	6000	K0452280_M_-.25A--	41	71
4.2	322.4	528	0.87	6000	K0452320_M_-.25A--	41	71
3.0	453.0	742	0.91	8000	K0552450_M_-.25A--	55	71
2.7	498.8	817	0.83	8000	K0552500_M_-.25A--	55	71
3.1	444.5	728	1.16	8000	K0652450_M_-.25A--	63	71
2.8	489.5	802	1.06	8000	K0652500_M_-.25A--	63	71
2.4	563.0	922	0.92	8000	K0652560_M_-.25A--	63	71
2.2	612.1	1003	0.84	8000	K0652630_M_-.25A--	63	71
2.9	465.8	763	2.23	15000	K0752450_M_-.25A--	81	71
2.7	512.9	840	2.02	15000	K0752500_M_-.25A--	81	71
2.3	590.0	966	1.76	15000	K0752560_M_-.25A--	81	71
2.1	641.4	1051	1.62	15000	K0752630_M_-.25A--	81	71
1.9	737.0	1207	1.41	15000	K0752700_M_-.25A--	81	71
1.6	835.8	1369	1.25	15000	K0752800_M_-.25A--	81	71
1.5	924.0	1514	1.13	15000	K0752900_M_-.25A--	81	71
1.3	1062	1739	0.98	15000	K075210C_M_-.25A--	81	71
1.1	1204	1972	0.87	15000	K075211C_M_-.25A--	81	71
1.1	1267	2076	0.83	15000	K075212C_M_-.25A--	81	71

NOTE

Other output speeds are available using 2 and 8 pole motors - Consult Application Engineering



SERIES K

SELECTION TABLES

GEARED MOTORS

0.25 kW

6 POLE

N2 rpm	i	M2 Nm	Fm	N	Unit Designation	kg	
Output Speed	Ratio	Output Torque	Service Factor	Overhung Load	Column Entry 1 - 20 Blanks to be filled when entering order	Weight of base mount unit	Motor Size
110	8.330	21	7.22	4764	K03328.0_M_-_25C--	27	71
81.8	11.25	28	6.05	5702	K033211_M_-_25C--	27	71
71.9	12.80	32	5.54	5404	K033212_M_-_25C--	27	71
63.4	14.50	36	5.13	5604	K033214_M_-_25C--	27	71
49.6	18.54	47	4.32	5816	K033218_M_-_25C--	27	71
46.0	19.98	50	4.12	5819	K033220_M_-_25C--	27	71
36.5	25.23	63	3.47	5820	K033225_M_-_25C--	27	71
32.2	28.60	72	3.13	6000	K033228_M_-_25C--	27	71
28.2	32.68	82	2.74	6000	K033232_M_-_25C--	27	71
25.3	36.35	91	2.46	6000	K033236_M_-_25C--	27	71
23.0	40.08	101	2.23	6000	K033240_M_-_25C--	27	71
20.9	44.11	111	2.03	6000	K033245_M_-_25C--	27	71
17.8	51.68	130	1.73	6000	K033250_M_-_25C--	27	71
14.8	62.00	156	1.44	6000	K033263_M_-_25C--	27	71
12.7	72.27	182	1.24	6000	K033271_M_-_25C--	27	71
11.5	80.30	202	1.12	6000	K033280_M_-_25C--	27	71
20.3	45.39	114	3.86	6000	K043245_M_-_25C--	32	71
18.6	49.35	124	3.55	6000	K043250_M_-_25C--	32	71
15.5	59.24	149	2.96	6000	K043263_M_-_25C--	32	71
12.9	71.09	179	2.44	6000	K043271_M_-_25C--	32	71
11.5	80.10	201	2.17	6000	K043280_M_-_25C--	32	71
9.9	93.12	234	1.82	6000	K0432100_M_-_25C--	32	71
8.7	105.7	266	1.63	6000	K0432112_M_-_25C--	32	71
7.7	120.2	302	1.46	6000	K0432125_M_-_25C--	32	71
6.8	134.4	328	1.34	6000	K0452125_M_-_25C--	41	71
6.2	148.0	361	1.22	6000	K0452140_M_-_25C--	41	71
5.4	170.2	415	1.06	6000	K0452160_M_-_25C--	41	71
4.6	199.9	488	0.90	6000	K0452200_M_-_25C--	41	71
2.0	465.8	1136	1.47	15000	K0752450_M_-_25C--	81	71
1.8	512.9	1251	1.33	15000	K0752500_M_-_25C--	81	71
1.6	590.0	1439	1.16	15000	K0752560_M_-_25C--	81	71
1.4	641.4	1565	1.07	15000	K0752630_M_-_25C--	81	71
1.2	737.0	1798	0.93	15000	K0752700_M_-_25C--	81	71
1.1	835.8	2039	0.82	15000	K0752800_M_-_25C--	81	71

0.37 kW

4 POLE

166	8.330	21	6.78	4171	K03328.0_M_-_37A--	27	71
123	11.25	28	5.66	4556	K033211_M_-_37A--	27	71
108	12.80	32	5.22	4732	K033212_M_-_37A--	27	71
95.2	14.50	36	4.83	4906	K033214_M_-_37A--	27	71
74.4	18.54	46	4.07	5263	K033218_M_-_37A--	27	71
69.1	19.98	50	3.86	5372	K033220_M_-_37A--	27	71
54.7	25.23	63	3.26	5640	K033225_M_-_37A--	27	71
48.3	28.60	71	2.98	5650	K033228_M_-_37A--	27	71
42.2	32.68	81	2.71	5655	K033232_M_-_37A--	27	71
38.0	36.35	90	2.50	5658	K033236_M_-_37A--	27	71
34.4	40.08	99	2.30	5801	K033240_M_-_37A--	27	71
31.3	44.11	109	2.09	5821	K033245_M_-_37A--	27	71
26.7	51.68	128	1.79	6000	K033250_M_-_37A--	27	71
22.3	62.00	154	1.49	6000	K033263_M_-_37A--	27	71
19.1	72.27	179	1.28	6000	K033271_M_-_37A--	27	71
17.2	80.30	199	1.16	6000	K033280_M_-_37A--	27	71
30.4	45.39	113	3.94	6000	K043245_M_-_37A--	32	71
28.0	49.35	122	3.68	6000	K043250_M_-_37A--	32	71
23.3	59.24	147	3.08	6000	K043263_M_-_37A--	32	71
19.4	71.09	176	2.57	6000	K043271_M_-_37A--	32	71
17.2	80.10	199	2.28	6000	K043280_M_-_37A--	32	71
14.8	93.12	231	1.82	6000	K0432100_M_-_37A--	32	71
13.1	105.7	262	1.64	6000	K0432112_M_-_37A--	32	71
11.5	120.2	298	1.52	6000	K0432125_M_-_37A--	32	71
10.3	134.4	323	1.41	6000	K0452125_M_-_37A--	41	71
9.3	148.0	356	1.28	6000	K0452140_M_-_37A--	41	71
8.1	170.2	410	1.12	6000	K0452160_M_-_37A--	41	71
6.9	199.9	481	0.95	6000	K0452200_M_-_37A--	41	71

NOTE

Other output speeds are available using 2 and 8 pole motors - Consult Application Engineering



SELECTION TABLES GEARED MOTORS

0.37 kW

4 POLE

N2 rpm	i	M2 Nm	Fm	N	Unit Designation	kg	
Output Speed	Ratio	Output Torque	Service Factor	Overhung Load	Column Entry <input type="text" value="1"/> - <input type="text" value="20"/> Blanks to be filled when entering order	Weight of base mount unit	Motor Size
18.9	72.85	181	3.66	8000	K053271_M_-.37A--	42	71
17.3	79.77	198	3.34	8000	K053280_M_-.37A--	42	71
14.1	97.76	242	2.72	8000	K0532100_M_-.37A--	42	71
12.7	109.0	270	2.44	8000	K0532112_M_-.37A--	42	71
11.3	122.2	303	2.01	8000	K0532125_M_-.37A--	42	71
14.4	95.93	238	3.47	8000	K0632100_M_-.37A--	50	71
12.9	106.9	265	3.11	8000	K0632112_M_-.37A--	50	71
11.5	119.9	297	2.01	8000	K0632125_M_-.37A--	50	71
3.0	465.8	1121	1.51	15000	K0752450_M_-.37A--	81	71
2.7	512.9	1235	1.37	15000	K0752500_M_-.37A--	81	71
2.3	590.0	1420	1.19	15000	K0752560_M_-.37A--	81	71
2.2	641.4	1544	1.09	15000	K0752630_M_-.37A--	81	71
1.9	737.0	1774	0.95	15000	K0752700_M_-.37A--	81	71
1.7	835.8	2012	0.84	15000	K0752800_M_-.37A--	81	71
3.0	462.3	1113	2.44	15700	K0852450_M_-.37A--	150	71
2.7	505.9	1218	2.23	15700	K0852500_M_-.37A--	150	71
2.6	537.7	1294	2.09	15700	K0852560_M_-.37A--	150	71
2.2	641.2	1543	1.76	15700	K0852630_M_-.37A--	150	71
1.8	759.9	1829	1.48	15700	K0852700_M_-.37A--	150	71
1.7	811.3	1953	1.39	15700	K0852800_M_-.37A--	150	71
1.6	887.8	2137	1.27	15700	K0852900_M_-.37A--	150	71
1.4	1007	2423	1.12	15700	K085210C_M_-.37A--	150	71
1.3	1102	2652	1.02	15700	K085211C_M_-.37A--	150	71
1.1	1246	3000	0.90	15700	K085212C_M_-.37A--	150	71
2.7	505.5	1217	3.53	35500	K0952500_M_-.37A--	208	71
2.5	562.8	1354	3.17	35500	K0952560_M_-.37A--	208	71
2.2	625.2	1505	2.86	35500	K0952630_M_-.37A--	208	71
1.8	764.7	1840	2.34	35500	K0952700_M_-.37A--	208	71
1.7	813.6	1958	2.20	35500	K0952800_M_-.37A--	208	71
1.6	883.1	2126	2.02	35500	K0952900_M_-.37A--	208	71
1.3	1027	2472	1.74	35500	K095210C_M_-.37A--	208	71
1.2	1149	2766	1.55	35500	K095211C_M_-.37A--	208	71
1.1	1225	2948	1.46	35500	K095212C_M_-.37A--	208	71

0.37 kW

6 POLE

110	8.330	31	4.88	4676	K03328.0_M_-.37C--	33	80
81.8	11.25	42	4.09	5085	K033211_M_-.37C--	33	80
71.9	12.80	48	3.74	5269	K033212_M_-.37C--	33	80
63.4	14.50	54	3.47	5451	K033214_M_-.37C--	33	80
49.6	18.54	69	2.92	5647	K033218_M_-.37C--	33	80
46.0	19.98	74	2.79	5653	K033220_M_-.37C--	33	80
36.5	25.23	94	2.35	5653	K033225_M_-.37C--	33	80
32.2	28.60	106	2.12	5645	K033228_M_-.37C--	33	80
28.2	32.68	121	1.85	6000	K033232_M_-.37C--	33	80
25.3	36.35	135	1.67	6000	K033236_M_-.37C--	33	80
23.0	40.08	149	1.51	6000	K033240_M_-.37C--	33	80
20.9	44.11	164	1.38	6000	K033245_M_-.37C--	33	80
17.8	51.68	192	1.18	6000	K033250_M_-.37C--	33	80
14.8	62.00	231	0.98	6000	K033263_M_-.37C--	33	80
12.7	72.27	269	0.84	6000	K033271_M_-.37C--	33	80
29.2	31.54	117	3.71	6000	K043232_M_-.37C--	39	80
25.7	35.83	133	3.34	6000	K043236_M_-.37C--	39	80
23.3	39.46	147	3.03	6000	K043240_M_-.37C--	39	80
20.3	45.39	169	2.62	6000	K043245_M_-.37C--	39	80
18.6	49.35	183	2.42	6000	K043250_M_-.37C--	39	80
15.5	59.24	220	2.02	6000	K043263_M_-.37C--	39	80
12.9	71.09	264	1.69	6000	K043271_M_-.37C--	39	80
11.5	80.10	298	1.50	6000	K043280_M_-.37C--	39	80
9.9	93.12	346	1.24	6000	K0432100_M_-.37C--	39	80
8.7	105.7	393	1.12	6000	K0432112_M_-.37C--	39	80
7.7	120.2	447	1.00	6000	K0432125_M_-.37C--	39	80
6.8	134.4	485	0.92	6000	K0452125_M_-.37C--	47	80
6.2	148.0	534	0.83	6000	K0452140_M_-.37C--	47	80

NOTE

Other output speeds are available using 2 and 8 pole motors - Consult Application Engineering



SELECTION TABLES GEARED MOTORS

0.37 kW

6 POLE

N2 rpm	i	M2 Nm	Fm	N	Unit Designation	kg	
Output Speed	Ratio	Output Torque	Service Factor	Overhung Load	Column Entry 1 - 20 Blanks to be filled when entering order	Weight of base mount unit	Motor Size
19.7	46.63	173	3.81	8000	K053245_M_-.37C--	48	80
18.5	49.78	185	3.57	8000	K053250_M_-.37C--	48	80
14.9	61.78	230	2.87	8000	K053263_M_-.37C--	48	80
12.6	72.85	271	2.44	8000	K053271_M_-.37C--	48	80
11.5	79.77	297	2.24	8000	K053280_M_-.37C--	48	80
9.4	97.76	363	1.83	8000	K0532100_M_-.37C--	48	80
8.4	108.96	405	1.64	8000	K0532112_M_-.37C--	48	80
7.5	122.20	454	1.35	8000	K0532125_M_-.37C--	48	80
15.2	60.62	225	3.66	8000	K063263_M_-.37C--	56	80
12.9	71.49	266	3.13	8000	K063271_M_-.37C--	56	80
11.8	78.28	291	2.85	8000	K063280_M_-.37C--	56	80
9.6	95.93	357	2.34	8000	K0632100_M_-.37C--	56	80
8.6	106.9	398	2.10	8000	K0632112_M_-.37C--	56	80
7.7	119.9	446	1.35	8000	K0632125_M_-.37C--	56	80
2.0	465.8	1682	0.99	15000	K0752450_M_-.37C--	87	80
1.8	512.9	1852	0.90	15000	K0752500_M_-.37C--	87	80
2.0	462.3	1669	1.62	15700	K0852450_M_-.37C--	156	80
1.8	505.9	1826	1.48	15700	K0852500_M_-.37C--	156	80
1.7	537.7	1941	1.40	15700	K0852560_M_-.37C--	156	80
1.4	641.2	2315	1.17	15700	K0852630_M_-.37C--	156	80
1.2	759.9	2743	0.99	15700	K0852700_M_-.37C--	156	80
1.1	811.3	2929	0.93	15700	K0852800_M_-.37C--	156	80
1.0	887.8	3205	0.85	15700	K0852900_M_-.37C--	156	80
2.1	446.6	1612	2.67	35500	K0952450_M_-.37C--	214	80
1.8	505.5	1825	2.36	35500	K0952500_M_-.37C--	214	80
1.6	562.8	2032	2.12	35500	K0952560_M_-.37C--	214	80
1.5	625.2	2257	1.90	35500	K0952630_M_-.37C--	214	80
1.2	764.7	2761	1.56	35500	K0952700_M_-.37C--	214	80
1.1	813.6	2937	1.48	35500	K0952800_M_-.37C--	214	80
1.0	883.1	3188	1.35	35500	K0952900_M_-.37C--	214	80
0.90	1027	3708	1.16	35500	K095210C_M_-.37C--	214	80
0.80	1149	4149	1.05	35500	K095211C_M_-.37C--	214	80
0.75	1225	4422	0.98	35500	K095212C_M_-.37C--	214	80
1.8	514.7	1858	3.87	43100	K1052500_M_-.37C--	338	80
1.6	566.2	2044	3.52	43100	K1052560_M_-.37C--	338	80
1.5	629.2	2272	3.17	43100	K1052630_M_-.37C--	338	80
1.3	723.0	2610	2.75	43100	K1052700_M_-.37C--	338	80
1.1	819.8	2960	2.43	43100	K1052800_M_-.37C--	338	80
1.0	897.2	3239	2.22	43100	K1052900_M_-.37C--	338	80
0.89	1031	3722	1.93	43100	K105210C_M_-.37C--	338	80
0.79	1169	4221	1.70	43100	K105211C_M_-.37C--	338	80
0.75	1224	4419	1.63	43100	K105212C_M_-.37C--	338	80
0.62	1477	5332	1.35	43100	K105214C_M_-.37C--	338	80
0.55	1670	6028	1.19	43100	K105216C_M_-.37C--	338	80
0.48	1914	6909	1.04	43100	K105218C_M_-.37C--	338	80
0.44	2096	7566	0.95	43100	K105220C_M_-.37C--	338	80
0.41	2230	8053	0.89	43100	K105222C_M_-.37C--	338	80
1.1	858	3098	3.97	61300	K1252800_M_-.37C--	498	80
0.99	931	3362	3.66	61300	K1252900_M_-.37C--	498	80
0.86	1070	3864	3.18	61300	K122210C_M_-.37C--	498	80
0.76	1214	4381	2.81	61300	K125211C_M_-.37C--	498	80
0.74	1248	4507	2.73	61300	K125212C_M_-.37C--	498	80
0.60	1533	5534	2.22	61300	K125214C_M_-.37C--	498	80
0.53	1733	6257	1.97	61300	K125216C_M_-.37C--	498	80
0.47	1952	7047	1.75	61300	K122218C_M_-.37C--	498	80
0.43	2137	7717	1.59	61300	K125220C_M_-.37C--	498	80
0.41	2238	8079	1.52	61300	K125222C_M_-.37C--	498	80
0.35	2625	9476	1.30	61300	K125225C_M_-.37C--	498	80
0.31	2923	10553	1.17	61300	K125228C_M_-.37C--	498	80
0.30	3118	11256	1.09	61300	K125232C_M_-.37C--	498	80
0.26	3507	12663	0.97	61300	K125236C_M_-.37C--	498	80
0.23	4036	14569	0.84	61300	K125240C_M_-.37C--	498	80

NOTE

Other output speeds are available using 2 and 8 pole motors - Consult Application Engineering



SELECTION TABLES GEARED MOTORS

0.37 kW

6 POLE

N2 rpm	i	M2 Nm	Fm	N	Unit Designation	kg	
Output Speed	Ratio	Output Torque	Service Factor	Overhung Load	Column Entry <input type="text" value="1"/> - <input type="text" value="20"/> Blanks to be filled when entering order	Weight of base mount unit	Motor Size
0.57	1608	5805	3.62	80000	K155216C_M_-.37C--	789	80
0.52	1773	6402	3.28	80000	K152218C_M_-.37C--	789	80
0.45	2031	7332	2.86	80000	K155220C_M_-.37C--	789	80
0.40	2296	8290	2.53	80000	K155222C_M_-.37C--	789	80
0.37	2457	8871	2.37	80000	K155225C_M_-.37C--	789	80
0.34	2686	9696	2.17	80000	K155228C_M_-.37C--	789	80
0.29	3175	11464	1.83	80000	K155232C_M_-.37C--	789	80
0.25	3714	13408	1.57	80000	K155236C_M_-.37C--	789	80
0.23	4067	14683	1.43	80000	K155240C_M_-.37C--	789	80
0.21	4431	15998	1.31	80000	K155245C_M_-.37C--	789	80
0.19	4924	17776	1.18	80000	K155250C_M_-.37C--	789	80
0.16	5615	20272	1.04	80000	K155256C_M_-.37C--	789	80
0.15	6239	22524	0.93	80000	K155263C_M_-.37C--	789	80
0.38	2423	8747	3.77	80000	K165225C_M_-.37C--	1426	80
0.33	2794	10086	3.27	80000	K165228C_M_-.37C--	1426	80
0.29	3162	11416	2.89	80000	K165232C_M_-.37C--	1426	80
0.25	3666	13234	2.49	80000	K165236C_M_-.37C--	1426	80
0.22	4122	14881	2.22	80000	K165240C_M_-.37C--	1426	80
0.21	4460	16102	2.05	80000	K165245C_M_-.37C--	1426	80
0.18	5048	18225	1.81	80000	K165250C_M_-.37C--	1426	80
0.16	5676	20493	1.61	80000	K165256C_M_-.37C--	1426	80
0.14	6811	24592	1.34	80000	K165263C_M_-.37C--	1426	80

0.55 kW

4 POLE

170	8.330	30	4.66	4760	K03328.0_M_-.55A--	33	80
126	11.25	40	3.90	4948	K033211_M_-.55A--	33	80
111	12.80	46	3.58	5028	K033212_M_-.55A--	33	80
97.9	14.50	52	3.33	5123	K033214_M_-.55A--	33	80
76.6	18.54	66	2.80	5285	K033218_M_-.55A--	33	80
71.1	19.98	72	2.67	5344	K033220_M_-.55A--	33	80
56.3	25.23	90	2.26	5529	K033225_M_-.55A--	33	80
49.7	28.60	102	2.06	5627	K033228_M_-.55A--	33	80
43.5	32.68	117	1.86	5737	K033232_M_-.55A--	33	80
39.1	36.35	130	1.72	5826	K033236_M_-.55A--	33	80
35.4	40.08	144	1.57	5896	K033240_M_-.55A--	33	80
32.2	44.11	158	1.43	6000	K033245_M_-.55A--	33	80
27.5	51.68	185	1.22	6000	K033250_M_-.55A--	33	80
22.9	62.00	222	1.02	6000	K033263_M_-.55A--	33	80
19.6	72.27	259	0.88	6000	K033271_M_-.55A--	33	80
51.2	27.76	99	3.93	6000	K043228_M_-.55A--	39	80
45.0	31.54	113	3.58	6000	K043232_M_-.55A--	39	80
39.6	35.83	128	3.34	6000	K043236_M_-.55A--	39	80
36.0	39.46	141	3.03	6000	K043240_M_-.55A--	39	80
31.3	45.39	163	2.71	6000	K043245_M_-.55A--	39	80
28.8	49.35	177	2.51	6000	K043250_M_-.55A--	39	80
24.0	59.24	212	2.10	6000	K043263_M_-.55A--	39	80
20.0	71.09	255	1.75	6000	K043271_M_-.55A--	39	80
17.7	80.10	287	1.56	6000	K043280_M_-.55A--	39	80
15.2	93.12	333	1.24	6000	K0432100_M_-.55A--	39	80
13.4	105.7	378	1.12	6000	K0432112_M_-.55A--	39	80
11.8	120.2	430	1.04	6000	K0432125_M_-.55A--	39	80
10.6	134.4	467	0.96	6000	K0452125_M_-.55A--	47	80
9.6	148.0	515	0.87	6000	K0452140_M_-.55A--	47	80
30.5	46.63	167	3.94	7715	K053245_M_-.55A--	48	80
28.5	49.78	178	3.69	7705	K053250_M_-.55A--	48	80
23.0	61.78	221	2.98	7770	K053263_M_-.55A--	48	80
19.5	72.85	261	2.55	8000	K053271_M_-.55A--	48	80
17.8	79.77	286	2.33	8000	K053280_M_-.55A--	48	80
14.5	97.76	350	1.91	8000	K0532100_M_-.55A--	48	80
13.0	109.0	390	1.71	8000	K0532112_M_-.55A--	48	80

NOTE

Other output speeds are available using 2 and 8 pole motors - Consult Application Engineering



SELECTION TABLES GEARED MOTORS

0.55 kW

4 POLE

N2 rpm	i	M2 Nm	Fm	N	Unit Designation	kg	
Output Speed	Ratio	Output Torque	Service Factor	Overhung Load	Column Entry 1 - 20 Blanks to be filled when entering order	Weight of base mount unit	Motor Size
11.6	122.2	438	1.41	8000	K0532125_M_-.55A--	48	80
12.0	118.4	412	1.62	8000	K0552125_M_-.55A--	61	80
9.9	142.8	496	1.34	8000	K0552140_M_-.55A--	61	80
9.0	157.4	547	1.21	8000	K0552160_M_-.55A--	61	80
6.8	207.8	723	0.92	8000	K0552200_M_-.55A--	61	80
23.4	60.6	217	3.83	8000	K063263_M_-.55A--	56	80
19.9	71.5	256	3.26	8000	K063271_M_-.55A--	56	80
18.1	78.3	280	2.97	8000	K063280_M_-.55A--	56	80
14.8	95.9	343	2.42	8000	K0632100_M_-.55A--	56	80
13.3	106.9	383	2.19	8000	K0632112_M_-.55A--	56	80
11.8	119.9	429	1.41	8000	K0632125_M_-.55A--	56	80
12.2	116.2	404	2.06	8000	K0652125_M_-.55A--	69	80
10.1	140.1	487	1.70	8000	K0652140_M_-.55A--	69	80
9.2	154.4	537	1.54	8000	K0652160_M_-.55A--	69	80
7.0	203.9	709	1.17	8000	K0652200_M_-.55A--	69	80
5.5	259.0	901	0.92	8000	K0652250_M_-.55A--	69	80
4.8	294.3	1023	0.81	8000	K0652280_M_-.55A--	69	80
12.5	113.5	406	3.99	15000	K0732112_M_-.55A--	75	80
11.3	126.1	452	3.12	15000	K0732125_M_-.55A--	75	80
11.8	120.3	418	3.99	15000	K0752125_M_-.55A--	87	80
10.6	133.5	464	3.60	15000	K0752140_M_-.55A--	87	80
9.7	147.1	511	3.27	15000	K0752160_M_-.55A--	87	80
6.7	211.1	734	2.28	15000	K0752200_M_-.55A--	87	80
6.1	233.4	811	2.06	15000	K0752250_M_-.55A--	87	80
5.4	265.1	922	1.81	15000	K0752280_M_-.55A--	87	80
4.7	304.6	1059	1.58	15000	K0752320_M_-.55A--	87	80
3.8	373.9	1300	1.28	15000	K0752360_M_-.55A--	87	80
3.4	414.7	1442	1.16	15000	K0752400_M_-.55A--	87	80
3.0	465.8	1619	1.03	15000	K0752450_M_-.55A--	87	80
2.8	512.9	1783	0.94	15000	K0752500_M_-.55A--	87	80
2.4	590.0	2051	0.81	15000	K0752560_M_-.55A--	87	80
3.1	462.3	1607	1.69	15700	K0852450_M_-.55A--	156	80
2.8	505.9	1759	1.54	15700	K0852500_M_-.55A--	156	80
2.6	537.7	1869	1.45	15700	K0852560_M_-.55A--	156	80
2.2	641.2	2229	1.22	15700	K0852630_M_-.55A--	156	80
1.9	759.9	2642	1.03	15700	K0852700_M_-.55A--	156	80
1.8	811.3	2821	0.96	15700	K0852800_M_-.55A--	156	80
1.6	887.8	3087	0.88	15700	K0852900_M_-.55A--	156	80
3.2	446.6	1553	2.77	35500	K0952450_M_-.55A--	214	80
2.8	505.5	1758	2.45	35500	K0952500_M_-.55A--	214	80
2.5	562.8	1957	2.20	35500	K0952560_M_-.55A--	214	80
2.3	625.2	2174	1.98	35500	K0952630_M_-.55A--	214	80
1.9	764.7	2659	1.62	35500	K0952700_M_-.55A--	214	80
1.7	813.6	2829	1.54	35500	K0952800_M_-.55A--	214	80
1.6	883.1	3071	1.40	35500	K0952900_M_-.55A--	214	80
1.4	1027	3571	1.20	35500	K095210C_M_-.55A--	214	80
1.2	1149	3996	1.09	35500	K095211C_M_-.55A--	214	80
1.2	1225	4259	1.02	35500	K095212C_M_-.55A--	214	80
0.98	1452	5047	0.85	35500	K095214C_M_-.55A--	214	80
2.5	566.2	1969	3.65	43100	K1052560_M_-.55A--	338	80
2.3	629.2	2188	3.29	43100	K1052630_M_-.55A--	338	80
2.0	723.0	2514	2.86	43100	K1052700_M_-.55A--	338	80
1.7	819.8	2851	2.52	43100	K1052800_M_-.55A--	338	80
1.6	897.2	3120	2.30	43100	K1052900_M_-.55A--	338	80
1.4	1031	3585	2.01	43100	K105210C_M_-.55A--	338	80
1.2	1169	4065	1.77	43100	K105211C_M_-.55A--	338	80
1.2	1224	4255	1.69	43100	K105212C_M_-.55A--	338	80
0.96	1477	5136	1.40	43100	K105214C_M_-.55A--	338	80
0.85	1670	5806	1.24	43100	K105216C_M_-.55A--	338	80
0.74	1914	6654	1.08	43100	K105218C_M_-.55A--	338	80
0.68	2096	7286	0.99	43100	K105220C_M_-.55A--	338	80
0.64	2230	7755	0.93	43100	K105222C_M_-.55A--	338	80

NOTE

Other output speeds are available using 2 and 8 pole motors - Consult Application Engineering



SELECTION TABLES GEARED MOTORS

0.55 kW

4 POLE

N2 rpm	i	M2 Nm	Fm	N	Unit Designation	kg	
Output Speed	Ratio	Output Torque	Service Factor	Overhung Load	Column Entry <input type="text" value="1"/> - <input type="text" value="20"/> Blanks to be filled when entering order	Weight of base mount unit	Motor Size
1.5	931	3238	3.80	61300	K1252900_M_-.55A--	498	80
1.3	1070	3721	3.31	61300	K122210C_M_-.55A--	498	80
1.2	1214	4220	2.92	61300	K125211C_M_-.55A--	498	80
1.1	1248	4341	2.83	61300	K125212C_M_-.55A--	498	80
0.93	1533	5330	2.31	61300	K125214C_M_-.55A--	498	80
0.82	1733	6026	2.04	61300	K125216C_M_-.55A--	498	80
0.73	1952	6786	1.81	61300	K122218C_M_-.55A--	498	80
0.66	2137	7432	1.66	61300	K125220C_M_-.55A--	498	80
0.63	2238	7781	1.58	61300	K125222C_M_-.55A--	498	80
0.54	2625	9126	1.35	61300	K125225C_M_-.55A--	498	80
0.49	2923	10163	1.21	61300	K125228C_M_-.55A--	498	80
0.46	3118	10840	1.13	61300	K125232C_M_-.55A--	498	80
0.40	3507	12196	1.01	61300	K125236C_M_-.55A--	498	80
0.35	4036	14031	0.88	61300	K125240C_M_-.55A--	498	80
0.88	1608	5590	3.76	80000	K155216C_M_-.55A--	789	80
0.80	1773	6166	3.41	80000	K152218C_M_-.55A--	789	80
0.70	2031	7061	2.97	80000	K155220C_M_-.55A--	789	80
0.62	2296	7984	2.63	80000	K155222C_M_-.55A--	789	80
0.58	2457	8544	2.46	80000	K155225C_M_-.55A--	789	80
0.53	2686	9338	2.25	80000	K155228C_M_-.55A--	789	80
0.45	3175	11041	1.90	80000	K155232C_M_-.55A--	789	80
0.38	3714	12913	1.63	80000	K155236C_M_-.55A--	789	80
0.35	4067	14141	1.49	80000	K155240C_M_-.55A--	789	80
0.32	4431	15407	1.36	80000	K155245C_M_-.55A--	789	80
0.29	4924	17119	1.23	80000	K155250C_M_-.55A--	789	80
0.25	5615	19523	1.08	80000	K155256C_M_-.55A--	789	80
0.23	6239	21692	0.97	80000	K155263C_M_-.55A--	789	80
0.59	2423	8424	3.92	80000	K165225C_M_-.55A--	1426	80
0.51	2794	9713	3.40	80000	K165228C_M_-.55A--	1426	80
0.45	3162	10994	3.00	80000	K165232C_M_-.55A--	1426	80
0.39	3666	12745	2.59	80000	K165236C_M_-.55A--	1426	80
0.34	4122	14331	2.30	80000	K165240C_M_-.55A--	1426	80
0.32	4460	15507	2.13	80000	K165245C_M_-.55A--	1426	80
0.28	5048	17552	1.88	80000	K165250C_M_-.55A--	1426	80
0.25	5676	19736	1.67	80000	K165256C_M_-.55A--	1426	80
0.21	6811	23684	1.39	80000	K165263C_M_-.55A--	1426	80

0.55 kW

6 POLE

110	8.330	46	3.28	4544	K03328.0_M_-.55C--	33	80
81.8	11.25	62	2.75	4908	K033211_M_-.55C--	33	80
71.9	12.80	71	2.52	5067	K033212_M_-.55C--	33	80
63.4	14.50	80	2.33	5221	K033214_M_-.55C--	33	80
49.6	18.54	102	1.96	5394	K033218_M_-.55C--	33	80
46.0	19.98	110	1.87	5403	K033220_M_-.55C--	33	80
36.5	25.23	139	1.58	5403	K033225_M_-.55C--	33	80
32.2	28.60	158	1.42	5926	K033228_M_-.55C--	33	80
28.2	32.68	181	1.25	6000	K033232_M_-.55C--	33	80
25.3	36.35	201	1.12	6000	K033236_M_-.55C--	33	80
23.0	40.08	222	1.02	6000	K033240_M_-.55C--	33	80
20.9	44.11	244	0.93	6000	K033245_M_-.55C--	33	80
51.3	17.95	99	3.75	6000	K043218_M_-.55C--	39	80
45.1	20.40	113	3.43	6000	K043220_M_-.55C--	39	80
36.8	25.03	138	2.97	6000	K043225_M_-.55C--	39	80
33.1	27.76	153	2.76	6000	K043228_M_-.55C--	39	80
29.2	31.54	174	2.50	6000	K043232_M_-.55C--	39	80
25.7	35.83	198	2.25	6000	K043236_M_-.55C--	39	80
23.3	39.46	218	2.04	6000	K043240_M_-.55C--	39	80
20.3	45.39	251	1.76	6000	K043245_M_-.55C--	39	80
18.6	49.35	273	1.63	6000	K043250_M_-.55C--	39	80
15.5	59.24	327	1.36	6000	K043263_M_-.55C--	39	80
12.9	71.09	393	1.13	6000	K043271_M_-.55C--	39	80
11.5	80.10	443	1.01	6000	K043280_M_-.55C--	39	80
9.9	93.12	515	0.83	6000	K0432100_M_-.55C--	39	80

NOTE

Other output speeds are available using 2 and 8 pole motors - Consult Application Engineering



SELECTION TABLES GEARED MOTORS

0.55 kW

6 POLE

N2 rpm	i	M2 Nm	Fm	N	Unit Designation	kg	
Output Speed	Ratio	Output Torque	Service Factor	Overhung Load	Column Entry 1 - 20 Blanks to be filled when entering order	Weight of base mount unit	Motor Size
27.9	32.99	182	3.61	7804	K053232_M_-.55C--	48	80
24.9	36.91	204	3.24	8000	K053236_M_-.55C--	48	80
23.4	39.34	217	3.04	8000	K053240_M_-.55C--	48	80
19.7	46.63	258	2.56	8000	K053245_M_-.55C--	48	80
18.5	49.78	275	2.40	8000	K053250_M_-.55C--	48	80
14.9	61.78	341	1.93	8000	K053263_M_-.55C--	48	80
12.6	72.85	403	1.65	8000	K053271_M_-.55C--	48	80
11.5	79.77	441	1.51	8000	K053280_M_-.55C--	48	80
9.4	97.76	540	1.23	8000	K0532100_M_-.55C--	48	80
8.4	108.96	602	1.10	7748	K0532112_M_-.55C--	48	80
7.5	122.20	675	0.91	7670	K0532125_M_-.55C--	48	80
7.8	118.40	635	1.04	8000	K0552125_M_-.55C--	61	80
6.4	142.79	766	0.86	7649	K0552140_M_-.55C--	61	80
23.8	38.61	213	3.87	8000	K063240_M_-.55C--	56	80
20.1	45.76	253	3.28	8000	K063245_M_-.55C--	56	80
18.8	48.86	270	3.07	8000	K063250_M_-.55C--	56	80
15.2	60.62	335	2.47	8000	K063263_M_-.55C--	56	80
12.9	71.49	395	2.11	8000	K063271_M_-.55C--	56	80
11.8	78.28	433	1.92	8000	K063280_M_-.55C--	56	80
9.6	95.93	530	1.57	8000	K0632100_M_-.55C--	56	80
8.6	106.9	591	1.41	8000	K0632112_M_-.55C--	56	80
7.7	119.9	663	0.91	8000	K0632125_M_-.55C--	56	80
7.9	116.2	624	1.33	8000	K0652125_M_-.55C--	69	80
6.6	140.1	752	1.10	8000	K0652140_M_-.55C--	69	80
6.0	154.4	829	1.00	8000	K0652160_M_-.55C--	69	80
11.2	82.21	454	3.68	15000	K073280_M_-.55C--	75	80
9.3	98.65	545	3.06	15000	K0732100_M_-.55C--	75	80
8.1	113.5	627	2.66	15000	K0732112_M_-.55C--	75	80
7.3	126.1	697	2.02	15000	K0732125_M_-.55C--	75	80
7.6	120.3	646	2.59	15000	K0752125_M_-.55C--	87	80
6.9	133.5	716	2.33	15000	K0752140_M_-.55C--	87	80
6.3	147.1	789	2.12	15000	K0752160_M_-.55C--	87	80
4.4	211.1	1133	1.47	15000	K0752200_M_-.55C--	87	80
3.9	233.4	1252	1.33	15000	K0752250_M_-.55C--	87	80
3.5	265.1	1423	1.17	15000	K0752280_M_-.55C--	87	80
3.0	304.6	1635	1.02	15000	K0752320_M_-.55C--	87	80
2.5	373.9	2006	0.83	15000	K0752360_M_-.55C--	87	80
2.0	462.3	2481	1.09	15700	K0852450_M_-.55C--	156	80
1.8	505.9	2715	1.00	15700	K0852500_M_-.55C--	156	80
1.7	537.7	2886	0.94	15700	K0852560_M_-.55C--	156	80
2.1	446.6	2397	1.79	15700	K0952450_M_-.55C--	214	80
1.8	505.5	2713	1.58	15700	K0952500_M_-.55C--	214	80
1.6	562.8	3020	1.42	15700	K0952560_M_-.55C--	214	80
1.5	625.2	3355	1.28	15700	K0952630_M_-.55C--	214	80
1.2	764.7	4104	1.05	15700	K0952700_M_-.55C--	214	80
1.1	813.6	4366	0.99	15700	K0952800_M_-.55C--	214	80
1.0	883.1	4740	0.91	15700	K0952900_M_-.55C--	214	80
2.2	423.7	2274	3.16	43100	K1052400_M_-.55C--	338	80
2.0	466.1	2501	2.87	43100	K1052450_M_-.55C--	338	80
1.8	514.7	2762	2.60	43100	K1052500_M_-.55C--	338	80
1.6	566.2	3039	2.37	43100	K1052560_M_-.55C--	338	80
1.5	629.2	3377	2.13	43100	K1052630_M_-.55C--	338	80
1.3	723.0	3880	1.85	43100	K1052700_M_-.55C--	338	80
1.1	819.8	4400	1.71	43100	K1052800_M_-.55C--	338	80
1.0	897.2	4815	1.49	43100	K1052900_M_-.55C--	338	80
0.89	1031	5533	1.37	43100	K105210C_M_-.55C--	338	80
0.79	1169	6274	1.15	43100	K105211C_M_-.55C--	338	80
0.75	1224	6568	1.09	43100	K105212C_M_-.55C--	338	80
0.62	1477	7925	0.91	43100	K105214C_M_-.55C--	338	80
0.55	1670	8961	0.82	43100	K105216C_M_-.55C--	338	80
0.79	1169	6213	1.16	43100	K105211C_M_-.55C--	338	80
0.75	1224	6527	1.10	43100	K105212C_M_-.55C--	338	80
0.62	1477	7925	0.91	43100	K105214C_M_-.55C--	338	80
0.55	1670	8961	0.82	43100	K105216C_M_-.55C--	338	80

NOTE

Other output speeds are available using 2 and 8 pole motors - Consult Application Engineering



SELECTION TABLES GEARED MOTORS

0.55 kW

6 POLE

N2 rpm	i	M2 Nm	Fm	N	Unit Designation	kg	
Output Speed	Ratio	Output Torque	Service Factor	Overhung Load	Column Entry <input type="text" value="1"/> - <input type="text" value="20"/> Blanks to be filled when entering order	Weight of base mount unit	Motor Size
1.6	584.2	3135	3.92	61300	K1252560_M_-.55C--	498	80
1.4	658.5	3534	3.48	61300	K1252630_M_-.55C--	498	80
1.2	756.7	4061	3.03	61300	K1252700_M_-.55C--	498	80
1.1	858.1	4605	2.85	61300	K1252800_M_-.55C--	498	80
0.99	931.3	4998	2.46	61300	K1252900_M_-.55C--	498	80
0.86	1070	5743	2.28	61300	K125210C_M_-.55C--	498	80
0.76	1213	6512	2.03	61300	K125211C_M_-.55C--	498	80
0.74	1248	6699	1.84	61300	K125212C_M_-.55C--	498	80
0.60	1533	8226	1.53	61300	K125214C_M_-.55C--	498	80
0.53	1733	9301	1.35	61300	K125216C_M_-.55C--	498	80
0.47	1952	10475	1.28	61300	K125218C_M_-.55C--	498	80
0.43	2137	11471	1.14	61300	K125220C_M_-.55C--	498	80
0.41	2238	12010	1.04	61300	K125222C_M_-.55C--	498	80
0.35	2624	14085	0.87	61300	K125225C_M_-.55C--	498	80
0.31	2923	15687	0.81	61300	K125228C_M_-.55C--	498	80
0.89	1031	5533	3.80	80000	K155210C_M_-.55C--	789	80
0.84	1091	5853	3.59	80000	K155211C_M_-.55C--	789	80
0.74	1237	6637	3.16	80000	K155212C_M_-.55C--	789	80
0.65	1418	7609	2.76	80000	K155214C_M_-.55C--	789	80
0.57	1608	8629	2.43	80000	K155216C_M_-.55C--	789	80
0.52	1773	9517	2.21	80000	K152218C_M_-.55C--	789	80
0.45	2031	10899	1.93	80000	K155220C_M_-.55C--	789	80
0.40	2296	12323	1.70	80000	K155222C_M_-.55C--	789	80
0.37	2457	13187	1.59	80000	K155225C_M_-.55C--	789	80
0.34	2686	14412	1.46	80000	K155228C_M_-.55C--	789	80
0.29	3175	17041	1.23	80000	K155232C_M_-.55C--	789	80
0.25	3714	19930	1.05	80000	K155236C_M_-.55C--	789	80
0.23	4067	21826	0.96	80000	K155240C_M_-.55C--	789	80
0.21	4431	23781	0.88	80000	K155245C_M_-.55C--	789	80
0.59	1563	8390	3.93	80000	K165216C_M_-.55C--	1426	80
0.51	1803	9675	3.41	80000	K165218C_M_-.55C--	1426	80
0.46	1993	10697	3.08	80000	K165220C_M_-.55C--	1426	80
0.44	2082	11174	2.95	80000	K165222C_M_-.55C--	1426	80
0.38	2423	13002	2.54	80000	K165225C_M_-.55C--	1426	80
0.33	2794	14993	2.20	80000	K165228C_M_-.55C--	1426	80
0.29	3162	16969	1.94	80000	K165232C_M_-.55C--	1426	80
0.25	3666	19672	1.68	80000	K165236C_M_-.55C--	1426	80
0.22	4122	22120	1.49	80000	K165240C_M_-.55C--	1426	80
0.21	4460	23935	1.38	80000	K165245C_M_-.55C--	1426	80
0.18	5048	27091	1.22	80000	K165250C_M_-.55C--	1426	80
0.16	5676	30463	1.08	80000	K165256C_M_-.55C--	1426	80
0.14	6811	36555	0.90	80000	K165263C_M_-.55C--	1426	80
170	8.330	41	3.42	3975	K03328.0_M_-.75A--	33	80
126	11.25	55	2.86	4293	K033211_M_-.75A--	33	80
111	12.80	62	2.62	4433	K033212_M_-.75A--	33	80
97.9	14.50	71	2.44	4566	K033214_M_-.75A--	33	80
76.6	18.54	91	2.05	4828	K033218_M_-.75A--	33	80
71.1	19.98	98	1.96	4903	K033220_M_-.75A--	33	80
56.3	25.23	123	1.66	5093	K033225_M_-.75A--	33	80
49.7	28.60	140	1.51	5119	K033228_M_-.75A--	33	80
43.5	32.68	160	1.37	5132	K033232_M_-.75A--	33	80
39.1	36.35	177	1.26	5138	K033236_M_-.75A--	33	80
35.4	40.08	196	1.15	5500	K033240_M_-.75A--	33	80
32.2	44.11	215	1.04	5550	K033245_M_-.75A--	33	80
27.5	51.68	252	0.89	5604	K033250_M_-.75A--	33	80

0.75 kW

4 POLE

NOTE

Other output speeds are available using 2 and 8 pole motors - Consult Application Engineering



SERIES K

SELECTION TABLES

GEARED MOTORS

0.75 kW

4 POLE

N2 rpm	i	M2 Nm	Fm	N	Unit Designation	kg	
Output Speed	Ratio	Output Torque	Service Factor	Overhung Load	Column Entry 1 - 20 Blanks to be filled when entering order	Weight of base mount unit	Motor Size
79.1	17.95	88	3.93	6000	K043218_M_-.75A--	39	80
69.6	20.40	100	3.59	6000	K043220_M_-.75A--	39	80
56.7	25.03	122	3.11	6000	K043225_M_-.75A--	39	80
51.2	27.76	136	2.88	6000	K043228_M_-.75A--	39	80
45.0	31.54	154	2.62	6000	K043232_M_-.75A--	39	80
39.6	35.83	175	2.45	6000	K043236_M_-.75A--	39	80
36.0	39.46	193	2.22	6000	K043240_M_-.75A--	39	80
31.3	45.39	222	1.99	6000	K043245_M_-.75A--	39	80
28.8	49.35	241	1.83	6000	K043250_M_-.75A--	39	80
24.0	59.24	289	1.54	6000	K043263_M_-.75A--	39	80
20.0	71.09	347	1.28	6000	K043271_M_-.75A--	39	80
17.7	80.10	391	1.14	6000	K043280_M_-.75A--	39	80
15.2	93.12	455	0.91	6000	K0432100_M_-.75A--	39	80
13.4	105.70	516	0.82	6000	K0432112_M_-.75A--	39	80
43.0	32.99	161	3.84	7830	K053232_M_-.75A--	48	80
38.5	36.91	180	3.61	8000	K053236_M_-.75A--	48	80
36.1	39.34	192	3.36	8000	K053240_M_-.75A--	48	80
30.5	46.63	228	2.89	8000	K053245_M_-.75A--	48	80
28.5	49.78	243	2.71	8000	K053250_M_-.75A--	48	80
23.0	61.78	302	2.19	8000	K053263_M_-.75A--	48	80
19.5	72.85	356	1.86	7667	K053271_M_-.75A--	48	80
17.8	79.77	389	1.70	7637	K053280_M_-.75A--	48	80
14.5	97.76	477	1.39	8000	K0532100_M_-.75A--	48	80
13.0	109.0	532	1.25	8000	K0532112_M_-.75A--	48	80
11.6	122.2	597	1.03	8000	K0532125_M_-.75A--	48	80
12.0	118.4	561	1.19	8000	K0552125_M_-.75A--	61	80
9.9	142.8	677	0.98	8000	K0552140_M_-.75A--	61	80
9.0	157.4	746	0.89	8000	K0552160_M_-.75A--	61	80
31.0	45.76	223	3.71	8000	K063245_M_-.75A--	56	80
29.1	48.86	239	3.47	8000	K063250_M_-.75A--	56	80
23.4	60.62	296	2.80	8000	K063263_M_-.75A--	56	80
19.9	71.49	349	2.38	8000	K063271_M_-.75A--	56	80
18.1	78.28	382	2.17	8000	K063280_M_-.75A--	56	80
14.8	95.93	468	1.77	8000	K0632100_M_-.75A--	56	80
13.3	106.9	522	1.60	8000	K0632112_M_-.75A--	56	80
11.8	119.9	586	1.03	8000	K0632125_M_-.75A--	56	80
12.2	116.2	551	1.51	8000	K0652125_M_-.75A--	69	80
10.1	140.1	664	1.24	8000	K0652140_M_-.75A--	69	80
9.2	154.4	732	1.13	8000	K0652160_M_-.75A--	69	80
7.0	203.9	967	0.86	8000	K0652200_M_-.75A--	69	80
14.4	98.7	482	3.47	15000	K0732100_M_-.75A--	75	80
12.5	113.5	554	2.91	15000	K0732112_M_-.75A--	75	80
11.3	126.1	616	2.28	15000	K0732125_M_-.75A--	75	80
11.8	120.3	570	2.93	15000	K0752125_M_-.75A--	87	80
10.6	133.5	633	2.64	15000	K0752140_M_-.75A--	87	80
9.7	147.1	697	2.39	15000	K0752160_M_-.75A--	87	80
6.7	211.1	1001	1.67	15000	K0752200_M_-.75A--	87	80
6.1	233.4	1106	1.51	15000	K0752250_M_-.75A--	87	80
5.4	265.1	1257	1.33	15000	K0752280_M_-.75A--	87	80
4.7	304.6	1444	1.16	15000	K0752320_M_-.75A--	87	80
3.8	373.9	1773	0.94	15000	K0752360_M_-.75A--	87	80
3.4	414.6	1966	0.85	15000	K0752400_M_-.75A--	87	80
3.1	462.3	2192	1.24	15700	K0852450_M_-.75A--	156	80
2.8	505.9	2399	1.13	15700	K0852500_M_-.75A--	156	80
2.6	537.7	2549	1.06	15700	K0852560_M_-.75A--	156	80
2.2	641.2	3040	0.89	15700	K0852630_M_-.75A--	156	80
3.2	446.6	2117	2.03	35500	K0952450_M_-.75A--	214	80
2.8	505.5	2397	1.79	35500	K0952500_M_-.75A--	214	80
2.5	562.8	2668	1.61	35500	K0952560_M_-.75A--	214	80
2.3	625.2	2964	1.45	35500	K0952630_M_-.75A--	214	80
1.9	764.7	3626	1.19	35500	K0952700_M_-.75A--	214	80
1.7	813.6	3857	1.12	35500	K0952800_M_-.75A--	214	80
1.6	883.1	4187	1.03	35500	K0952900_M_-.75A--	214	80

NOTE

Other output speeds are available using 2 and 8 pole motors - Consult Application Engineering



SELECTION TABLES GEARED MOTORS

0.75 kW

4 POLE

N2 rpm	i	M2 Nm	Fm	N	Unit Designation	kg	
Output Speed	Ratio	Output Torque	Service Factor	Overhung Load	Column Entry 1 - 20 Blanks to be filled when entering order	Weight of base mount unit	Motor Size
3.4	423.7	2009	3.58	43100	K1052400_M_-.75A--	338	80
3.0	466.1	2210	3.25	43100	K1052450_M_-.75A--	338	80
2.8	514.7	2441	2.95	43100	K1052500_M_-.75A--	338	80
2.5	566.2	2685	2.68	43100	K1052560_M_-.75A--	338	80
2.3	629.2	2983	2.41	43100	K1052630_M_-.75A--	338	80
2.0	723.0	3428	2.10	43100	K1052700_M_-.75A--	338	80
1.7	819.8	3887	1.93	43100	K1052800_M_-.75A--	338	80
1.6	897.2	4254	1.69	43100	K1052900_M_-.75A--	338	80
1.4	1031	4888	1.54	43100	K105210C_M_-.75A--	338	80
1.2	1169	5543	1.30	43100	K105211C_M_-.75A--	338	80
1.2	1224	5803	1.24	43100	K105212C_M_-.75A--	338	80
1.0	1477	7002	1.03	43100	K105214C_M_-.75A--	338	80
0.9	1670	7917	0.93	43100	K105216C_M_-.75A--	338	80
2.2	659	3122	3.94	61300	K1252630_M_-.75A--	481	80
1.9	757	3588	3.43	61300	K1252700_M_-.75A--	481	80
1.7	858	4069	3.22	61300	K1252800_M_-.75A--	481	80
1.5	931	4415	2.79	61300	K1252900_M_-.75A--	481	80
1.3	1070	5074	2.58	61300	K125210C_M_-.75A--	481	80
1.2	1213	5753	2.29	61300	K125211C_M_-.75A--	481	80
1.1	1248	5919	2.08	61300	K125212C_M_-.75A--	481	80
0.93	1533	7268	1.72	61300	K125214C_M_-.75A--	481	80
0.82	1733	8217	1.53	61300	K125216C_M_-.75A--	481	80
0.73	1952	9254	1.45	61300	K125218C_M_-.75A--	481	80
0.66	2137	10134	1.28	61300	K125220C_M_-.75A--	481	80
0.63	2238	10610	1.17	61300	K125222C_M_-.75A--	481	80
0.54	2624	12444	0.99	61300	K125225C_M_-.75A--	481	80
0.49	2923	13859	0.91	61300	K125228C_M_-.75A--	481	80
0.46	3118	14783	0.83	61300	K125232C_M_-.75A--	481	80
1.1	1237	5863	3.58	80000	K155212C_M_-.75A--	789	80
1.0	1418	6723	3.12	80000	K155214C_M_-.75A--	789	80
0.88	1608	7623	2.75	80000	K155216C_M_-.75A--	789	80
0.80	1773	8408	2.50	80000	K152218C_M_-.75A--	789	80
0.70	2031	9629	2.18	80000	K155220C_M_-.75A--	789	80
0.62	2296	10887	1.93	80000	K155222C_M_-.75A--	789	80
0.58	2457	11650	1.80	80000	K155225C_M_-.75A--	789	80
0.53	2686	12733	1.65	80000	K155228C_M_-.75A--	789	80
0.45	3175	15055	1.39	80000	K155232C_M_-.75A--	789	80
0.38	3714	17608	1.19	80000	K155236C_M_-.75A--	789	80
0.35	4067	19283	1.09	80000	K155240C_M_-.75A--	789	80
0.32	4431	21010	1.00	80000	K155245C_M_-.75A--	789	80
0.79	1803	8547	3.86	80000	K165218C_M_-.75A--	1426	80
0.71	1993	9451	3.49	80000	K165220C_M_-.75A--	1426	80
0.68	2082	9872	3.34	80000	K165222C_M_-.75A--	1426	80
0.59	2423	11487	2.87	80000	K165225C_M_-.75A--	1426	80
0.51	2794	13246	2.49	80000	K165228C_M_-.75A--	1426	80
0.45	3162	14992	2.20	80000	K165232C_M_-.75A--	1426	80
0.39	3666	17380	1.90	80000	K165236C_M_-.75A--	1426	80
0.34	4122	19543	1.69	80000	K165240C_M_-.75A--	1426	80
0.32	4460	21146	1.56	80000	K165245C_M_-.75A--	1426	80
0.28	5048	23934	1.38	80000	K165250C_M_-.75A--	1426	80
0.25	5676	26913	1.23	80000	K165256C_M_-.75A--	1426	80
0.21	6811	32296	1.02	80000	K165263C_M_-.75A--	1426	80

NOTE

Other output speeds are available using 2 and 8 pole motors - Consult Application Engineering



SERIES K

SELECTION TABLES

GEARED MOTORS

0.75 kW

6 POLE

N2 rpm	i	M2 Nm	Fm	N	Unit Designation	kg	
Output Speed	Ratio	Output Torque	Service Factor	Overhung Load	Column Entry 1 - 20 Blanks to be filled when entering order	Weight of base mount unit	Motor Size
112	8.330	62	2.43	4397	K03328.0_M_-.75C--	42	90S
82.7	11.25	84	2.04	4712	K033211_M_-.75C--	42	90S
72.7	12.80	95	1.87	4842	K033212_M_-.75C--	42	90S
64.1	14.50	108	1.73	4966	K033214_M_-.75C--	42	90S
50.2	18.54	138	1.45	5112	K033218_M_-.75C--	42	90S
46.5	19.98	149	1.39	5125	K033220_M_-.75C--	42	90S
36.9	25.23	188	1.17	5125	K033225_M_-.75C--	42	90S
32.5	28.60	213	1.06	5417	K033228_M_-.75C--	42	90S
28.5	32.68	244	0.92	5546	K033232_M_-.75C--	42	90S
25.6	36.35	271	0.83	5637	K033236_M_-.75C--	42	90S
82.3	11.30	84	3.80	6000	K043211_M_-.75C--	47	90S
74.7	12.45	93	3.57	6000	K043212_M_-.75C--	47	90S
65.8	14.14	105	3.28	6000	K043214_M_-.75C--	47	90S
51.8	17.95	134	2.78	6000	K043218_M_-.75C--	47	90S
45.6	20.40	152	2.54	6000	K043220_M_-.75C--	47	90S
37.2	25.03	187	2.20	6000	K043225_M_-.75C--	47	90S
33.5	27.76	207	2.04	6000	K043228_M_-.75C--	47	90S
29.5	31.54	235	1.85	6000	K043232_M_-.75C--	47	90S
26.0	35.83	267	1.65	6000	K043236_M_-.75C--	47	90S
23.6	39.46	294	1.50	6000	K043240_M_-.75C--	47	90S
20.5	45.39	338	1.30	6000	K043245_M_-.75C--	47	90S
18.8	49.35	368	1.20	6000	K043250_M_-.75C--	47	90S
15.7	59.24	442	1.00	6000	K043263_M_-.75C--	47	90S
13.1	71.09	530	0.83	6000	K043271_M_-.75C--	47	90S
45.0	20.66	154	3.85	7488	K053220_M_-.75C--	57	90S
37.7	24.64	184	3.39	7380	K053225_M_-.75C--	57	90S
32.8	28.37	212	3.05	8000	K053228_M_-.75C--	57	90S
28.2	32.99	246	2.68	8000	K053232_M_-.75C--	57	90S
25.2	36.91	275	2.40	8000	K053236_M_-.75C--	57	90S
23.6	39.34	293	2.25	8000	K053240_M_-.75C--	57	90S
19.9	46.63	348	1.90	8000	K053245_M_-.75C--	57	90S
18.7	49.78	371	1.78	8000	K053250_M_-.75C--	57	90S
15.1	61.78	461	1.43	8000	K053263_M_-.75C--	57	90S
12.8	72.85	543	1.22	7983	K053271_M_-.75C--	57	90S
11.7	79.77	595	1.11	7769	K053280_M_-.75C--	57	90S
9.5	97.76	729	0.91	7309	K0532100_M_-.75C--	57	90S
8.5	109.00	813	0.81	7074	K0532112_M_-.75C--	57	90S
33.4	27.84	208	3.97	8000	K063228_M_-.75C--	65	90S
28.7	32.38	241	3.42	8000	K063232_M_-.75C--	65	90S
25.7	36.22	270	3.06	8000	K063236_M_-.75C--	65	90S
24.1	38.61	288	2.87	8000	K063240_M_-.75C--	65	90S
20.3	45.76	341	2.42	8000	K063245_M_-.75C--	65	90S
19.0	48.86	364	2.26	8000	K063250_M_-.75C--	65	90S
15.3	60.62	452	1.83	8000	K063263_M_-.75C--	65	90S
13.0	71.49	533	1.55	8000	K063271_M_-.75C--	65	90S
11.9	78.28	584	1.41	8000	K063280_M_-.75C--	65	90S
9.7	95.93	715	1.15	8000	K0632100_M_-.75C--	65	90S
8.7	106.9	797	1.04	8000	K0632112_M_-.75C--	65	90S
8.0	116.2	841	0.98	8000	K0652125_M_-.75C--	78	90S
6.6	140.1	1014	0.81	8000	K0652125_M_-.75C--	78	90S
14.8	62.94	469	3.56	15000	K073263_M_-.75C--	84	90S
12.4	75.07	560	2.98	15000	K073271_M_-.75C--	84	90S
11.3	82.21	613	2.72	15000	K073280_M_-.75C--	84	90S
9.4	98.65	735	2.27	15000	K0732100_M_-.75C--	84	90S
8.2	113.5	846	1.97	15000	K0732112_M_-.75C--	84	90S
7.4	126.1	940	1.48	15000	K0732125_M_-.75C--	84	90S
7.7	120.3	871	1.92	15000	K0752125_M_-.75C--	96	90S
7.0	133.5	966	1.73	15000	K0752140_M_-.75C--	96	90S
6.3	147.1	1065	1.57	15000	K0752160_M_-.75C--	96	90S
4.4	211.1	1528	1.09	15000	K0752200_M_-.75C--	96	90S
4.0	233.4	1689	0.99	15000	K0752250_M_-.75C--	96	90S
3.5	265.1	1919	0.87	15000	K0752280_M_-.75C--	96	90S
9.5	98.08	731	3.71	15700	K0832100_M_-.75C--	139	90S
8.7	107.1	798	3.39	15700	K0832112_M_-.75C--	139	90S
7.5	123.3	919	2.95	15700	K0832125_M_-.75C--	139	90S

NOTE

Other output speeds are available using 2 and 8 pole motors - Consult Application Engineering



SERIES K

SELECTION TABLES

GEARED MOTORS

0.75 kW

6 POLE

N2 rpm	i	M2 Nm	Fm	N	Unit Designation	kg	
Output Speed	Ratio	Output Torque	Service Factor	Overhung Load	Column Entry 1 - 20 Blanks to be filled when entering order	Weight of base mount unit	Motor Size
2.1	446.6	3233	1.33	35500	K0952450_M_-.75C--	223	90S
1.8	505.5	3660	1.17	35500	K0952500_M_-.75C--	223	90S
1.7	562.8	4074	1.06	35500	K0952560_M_-.75C--	223	90S
1.5	625.2	4526	0.95	35500	K0952630_M_-.75C--	223	90S
2.2	423.7	3067	2.34	43100	K1052400_M_-.75C--	357	90S
2.0	466.1	3374	2.13	43100	K1052450_M_-.75C--	357	90S
1.8	514.7	3726	1.93	43100	K1052500_M_-.75C--	357	90S
1.6	566.2	4099	1.75	43100	K1052560_M_-.75C--	357	90S
1.5	629.2	4555	1.58	43100	K1052630_M_-.75C--	357	90S
1.3	723.0	5234	1.37	43100	K1052700_M_-.75C--	357	90S
1.1	819.8	5935	1.25	43100	K1052800_M_-.75C--	357	90S
1.0	897.2	6495	1.11	43100	K1052900_M_-.75C--	357	90S
0.90	1031	7464	1.00	43100	K105210C_M_-.75C--	357	90S
0.80	1169	8464	0.85	43100	K105211C_M_-.75C--	357	90S
2.1	451.54	3269	3.76	61300	K1252450_M_-.75C--	507	90S
1.8	504.66	3653	3.37	61300	K1252500_M_-.75C--	507	90S
1.6	584.22	4229	2.91	61300	K1252560_M_-.75C--	507	90S
1.4	658.53	4767	2.58	61300	K1252630_M_-.75C--	507	90S
1.2	756.72	5478	2.25	61300	K1252700_M_-.75C--	507	90S
1.1	858.09	6212	1.98	61300	K1252800_M_-.75C--	507	90S
1.0	931.26	6742	1.82	61300	K1252900_M_-.75C--	507	90S
0.87	1070	7747	1.68	61300	K125210C_M_-.75C--	507	90S
0.77	1213	8785	1.49	61300	K125211C_M_-.75C--	507	90S
0.74	1248	9037	1.36	61300	K125212C_M_-.75C--	507	90S
0.61	1533	11097	1.12	61300	K125214C_M_-.75C--	507	90S
0.54	1733	12546	0.99	61300	K125216C_M_-.75C--	507	90S
0.48	1952	14130	0.94	61300	K125218C_M_-.75C--	507	90S
0.44	2137	15474	0.83	61300	K125220C_M_-.75C--	507	90S
1.2	801.2	5800	3.62	80000	K1552800_M_-.75C--	797	90S
1.0	909.2	6582	3.19	80000	K1552900_M_-.75C--	797	90S
0.90	1031	7464	2.81	80000	K155210C_M_-.75C--	797	90S
0.85	1091	7895	2.66	80000	K155211C_M_-.75C--	797	90S
0.75	1237	8953	2.35	80000	K155212C_M_-.75C--	797	90S
0.66	1418	10265	2.05	80000	K155214C_M_-.75C--	797	90S
0.58	1608	11640	1.80	80000	K155216C_M_-.75C--	797	90S
0.52	1773	12838	1.64	80000	K152218C_M_-.75C--	797	90S
0.46	2031	14703	1.43	80000	K155220C_M_-.75C--	797	90S
0.41	2296	16624	1.26	80000	K155222C_M_-.75C--	797	90S
0.38	2457	17789	1.18	80000	K155225C_M_-.75C--	797	90S
0.35	2686	19442	1.08	80000	K155228C_M_-.75C--	797	90S
0.29	3175	22988	0.91	80000	K155232C_M_-.75C--	797	90S
0.76	1220	8836	3.73	80000	K165212C_M_-.75C--	1434	90S
0.67	1382	10002	3.30	80000	K165214C_M_-.75C--	1434	90S
0.59	1563	11318	2.92	80000	K165216C_M_-.75C--	1434	90S
0.52	1803	13051	2.53	80000	K165218C_M_-.75C--	1434	90S
0.47	1993	14430	2.29	80000	K165220C_M_-.75C--	1434	90S
0.45	2082	15073	2.19	80000	K165222C_M_-.75C--	1434	90S
0.38	2423	17539	1.88	80000	K165225C_M_-.75C--	1434	90S
0.33	2794	20225	1.63	80000	K165228C_M_-.75C--	1434	90S
0.29	3162	22891	1.44	80000	K165232C_M_-.75C--	1434	90S
0.25	3666	26536	1.24	80000	K165236C_M_-.75C--	1434	90S
0.23	4122	29840	1.11	80000	K165240C_M_-.75C--	1434	90S
0.21	4460	32288	1.02	80000	K165245C_M_-.75C--	1434	90S
0.18	5048	36544	0.90	80000	K165250C_M_-.75C--	1434	90S

NOTE

Other output speeds are available using 2 and 8 pole motors - Consult Application Engineering



SELECTION TABLES GEARED MOTORS

1.1 kW

4 POLE

N2 rpm	i	M2 Nm	Fm	N	Unit Designation	kg	
Output Speed	Ratio	Output Torque	Service Factor	Overhung Load	Column Entry <input type="text" value="1"/> - <input type="text" value="20"/> Blanks to be filled when entering order	Weight of base mount unit	Motor Size
172	8.330	59	2.35	3795	K03328.0_M_-__1.1A--	42	90S
127	11.25	80	1.96	4051	K033211_M_-__1.1A--	42	90S
112	12.80	91	1.80	4157	K033212_M_-__1.1A--	42	90S
98.6	14.50	103	1.68	4253	K033214_M_-__1.1A--	42	90S
77.1	18.54	132	1.41	4427	K033218_M_-__1.1A--	42	90S
71.6	19.98	142	1.34	4472	K033220_M_-__1.1A--	42	90S
56.7	25.23	179	1.14	4590	K033225_M_-__1.1A--	42	90S
50.0	28.60	203	1.04	4630	K033228_M_-__1.1A--	42	90S
43.8	32.68	232	0.94	4670	K033232_M_-__1.1A--	42	90S
39.3	36.35	258	0.87	4742	K033236_M_-__1.1A--	42	90S
127	11.30	80	3.66	5740	K043211_M_-__1.1A--	47	90S
115	12.45	89	3.45	5890	K043212_M_-__1.1A--	47	90S
101	14.14	101	3.17	6000	K043214_M_-__1.1A--	47	90S
79.7	17.95	128	2.69	5867	K043218_M_-__1.1A--	47	90S
70.1	20.40	145	2.47	5881	K043220_M_-__1.1A--	47	90S
57.1	25.03	178	2.13	5850	K043225_M_-__1.1A--	47	90S
51.5	27.76	197	1.98	6000	K043228_M_-__1.1A--	47	90S
45.3	31.54	224	1.80	6000	K043232_M_-__1.1A--	47	90S
39.9	35.83	255	1.68	6000	K043236_M_-__1.1A--	47	90S
36.2	39.46	281	1.53	6000	K043240_M_-__1.1A--	47	90S
31.5	45.39	323	1.36	6000	K043245_M_-__1.1A--	47	90S
29.0	49.35	351	1.25	6000	K043250_M_-__1.1A--	47	90S
24.1	59.24	421	1.04	6000	K043263_M_-__1.1A--	47	90S
20.1	71.09	506	0.87	6000	K043271_M_-__1.1A--	47	90S
69.2	20.66	147	3.73	6446	K053220_M_-__1.1A--	57	90S
58.0	24.64	175	3.28	6630	K053225_M_-__1.1A--	57	90S
50.4	28.37	202	2.95	7070	K053228_M_-__1.1A--	57	90S
43.3	32.99	235	2.64	7262	K053232_M_-__1.1A--	57	90S
38.7	36.91	262	2.48	7370	K053236_M_-__1.1A--	57	90S
36.3	39.34	280	2.31	7345	K053240_M_-__1.1A--	57	90S
30.7	46.63	332	1.98	7295	K053245_M_-__1.1A--	57	90S
28.7	49.78	354	1.86	7266	K053250_M_-__1.1A--	57	90S
23.1	61.78	439	1.50	7346	K053263_M_-__1.1A--	57	90S
19.6	72.85	518	1.27	7085	K053271_M_-__1.1A--	57	90S
17.9	79.77	567	1.16	7399	K053280_M_-__1.1A--	57	90S
14.6	97.76	695	0.95	7414	K0532100_M_-__1.1A--	57	90S
13.1	109.0	775	0.85	7176	K0532112_M_-__1.1A--	57	90S
44.2	32.38	230	3.58	7864	K063232_M_-__1.1A--	65	90S
39.5	36.22	258	3.20	8000	K063236_M_-__1.1A--	65	90S
37.0	38.61	275	3.00	8000	K063240_M_-__1.1A--	65	90S
31.3	45.76	325	2.54	8000	K063245_M_-__1.1A--	65	90S
29.3	48.86	347	2.37	8000	K063250_M_-__1.1A--	65	90S
23.6	60.62	431	1.91	8000	K063263_M_-__1.1A--	65	90S
20.0	71.49	508	1.62	8000	K063271_M_-__1.1A--	65	90S
18.3	78.28	557	1.48	8000	K063280_M_-__1.1A--	65	90S
14.9	95.93	682	1.21	8000	K0632100_M_-__1.1A--	65	90S
13.4	106.9	760	1.09	8000	K0632112_M_-__1.1A--	65	90S
12.3	116.2	802	1.03	8000	K0652125_M_-__1.1A--	78	90S
10.2	140.1	968	0.85	8000	K0652140_M_-__1.1A--	78	90S
22.7	62.94	448	3.73	15000	K073263_M_-__1.1A--	84	90S
19.0	75.07	534	3.13	15000	K073271_M_-__1.1A--	84	90S
17.4	82.21	585	2.86	15000	K073280_M_-__1.1A--	84	90S
14.5	98.65	702	2.38	15000	K0732100_M_-__1.1A--	84	90S
12.6	113.5	807	1.98	15000	K0732112_M_-__1.1A--	84	90S
11.3	126.1	897	1.55	15000	K0732125_M_-__1.1A--	84	90S
12	113.5	824	1.93	15000	K0732112_M_-__1.1A--	84	90S
11	126.1	911	1.51	15000	K0732125_M_-__1.1A--	84	90S

NOTE

Other output speeds are available using 2 and 8 pole motors - Consult Application Engineering



SELECTION TABLES GEARED MOTORS

1.1 kW
4 POLE

N2 rpm	i	M2 Nm	Fm	N	Unit Designation	kg	
Output Speed	Ratio	Output Torque	Service Factor	Overhung Load	Column Entry <input type="text" value="1"/> - <input type="text" value="20"/> Blanks to be filled when entering order	Weight of base mount unit	Motor Size
11.9	120.3	831	2.01	15000	K0752125_M_ _ 1.1A--	96	90S
10.7	133.5	922	1.81	15000	K0752140_M_ _ 1.1A--	96	90S
9.7	147.1	1016	1.64	15000	K0752160_M_ _ 1.1A--	96	90S
6.8	211.1	1458	1.15	15000	K0752200_M_ _ 1.1A--	96	90S
6.1	233.4	1611	1.04	15000	K0752250_M_ _ 1.1A--	96	90S
5.4	265.1	1831	0.91	15000	K0752280_M_ _ 1.1A--	96	90S
14.6	98.08	697	3.89	15700	K0832100_M_ _ 1.1A--	139	90S
13.4	107.1	762	3.56	15700	K0832112_M_ _ 1.1A--	139	90S
11.6	123.3	877	3.09	15700	K0832125_M_ _ 1.1A--	139	90S
10.8	132.2	913	2.97	15700	K0852125_M_ _ 1.1A--	165	90S
9.9	144.7	999	2.71	15700	K0852140_M_ _ 1.1A--	165	90S
8.7	163.7	1130	2.40	15700	K0852160_M_ _ 1.1A--	165	90S
7.0	203.4	1405	1.93	15700	K0852200_M_ _ 1.1A--	165	90S
5.6	255.9	1767	1.53	15700	K0852250_M_ _ 1.1A--	165	90S
4.8	297.0	2051	1.32	15700	K0852280_M_ _ 1.1A--	165	90S
4.4	325.0	2244	1.21	15700	K0852320_M_ _ 1.1A--	165	90S
3.9	368.4	2544	1.07	15700	K0852360_M_ _ 1.1A--	165	90S
3.6	401.5	2772	0.98	15700	K0852400_M_ _ 1.1A--	165	90S
3.1	462.3	3192	0.85	15700	K0852450_M_ _ 1.1A--	165	90S
8.9	160.9	1111	3.87	35500	K0952160_M_ _ 1.1A--	223	90S
7.0	203.3	1404	3.06	35500	K0952200_M_ _ 1.1A--	223	90S
5.6	253.6	1751	2.46	35500	K0952250_M_ _ 1.1A--	223	90S
5.0	284.7	1966	2.19	35500	K0952280_M_ _ 1.1A--	223	90S
4.5	316.3	2184	1.97	35500	K0952320_M_ _ 1.1A--	223	90S
4.0	361.5	2496	1.72	35500	K0952360_M_ _ 1.1A--	223	90S
3.6	401.6	2773	1.55	35500	K0952400_M_ _ 1.1A--	223	90S
3.2	446.6	3084	1.39	35500	K0952450_M_ _ 1.1A--	223	90S
2.8	505.5	3491	1.23	35500	K0952500_M_ _ 1.1A--	223	90S
2.5	562.8	3886	1.11	35500	K0952560_M_ _ 1.1A--	223	90S
2.3	625.2	4317	1.00	35500	K0952630_M_ _ 1.1A--	223	90S
3.4	423.7	2926	2.46	43100	K1052400_M_ _ 1.1A--	357	90S
3.1	466.1	3218	2.23	43100	K1052450_M_ _ 1.1A--	357	90S
2.8	514.7	3554	2.02	43100	K1052500_M_ _ 1.1A--	357	90S
2.5	566.2	3910	1.84	43100	K1052560_M_ _ 1.1A--	357	90S
2.3	629.2	4345	1.65	43100	K1052630_M_ _ 1.1A--	357	90S
2.0	723.0	4992	1.44	43100	K1052700_M_ _ 1.1A--	357	90S
1.7	819.8	5661	1.31	43100	K1052800_M_ _ 1.1A--	357	90S
1.6	897.2	6196	1.16	43100	K1052900_M_ _ 1.1A--	357	90S
1.4	1031	7119	1.05	43100	K105210C_M_ _ 1.1A--	357	90S
1.2	1169	8073	0.89	43100	K105211C_M_ _ 1.1A--	357	90S
1.2	1224	8451	0.85	43100	K105212C_M_ _ 1.1A--	357	90S
3.2	451.5	3118	3.94	61300	K1252450_M_ _ 1.1A--	507	90S
2.8	504.7	3485	3.53	61300	K1252500_M_ _ 1.1A--	507	90S
2.4	584.2	4034	3.05	61300	K1252560_M_ _ 1.1A--	507	90S
2.2	658.5	4547	2.70	61300	K1252630_M_ _ 1.1A--	507	90S
1.9	756.7	5225	2.35	61300	K1252700_M_ _ 1.1A--	507	90S
1.7	858.1	5925	2.19	61300	K1252800_M_ _ 1.1A--	507	90S
1.5	931.3	6431	1.91	61300	K1252900_M_ _ 1.1A--	507	90S
1.3	1070	7389	1.75	61300	K125210C_M_ _ 1.1A--	507	90S
1.2	1213	8379	1.56	61300	K125211C_M_ _ 1.1A--	507	90S
1.1	1248	8620	1.43	61300	K125212C_M_ _ 1.1A--	507	90S
0.93	1533	10585	1.17	61300	K125214C_M_ _ 1.1A--	507	90S
0.83	1733	11967	1.04	61300	K125216C_M_ _ 1.1A--	507	90S
0.73	1952	13478	0.98	61300	K125218C_M_ _ 1.1A--	507	90S
0.67	2137	14760	0.87	61300	K125220C_M_ _ 1.1A--	507	90S
1.8	801.2	5532	3.80	80000	K1552800_M_ _ 1.1A--	797	90S
1.6	909.2	6278	3.34	80000	K1552900_M_ _ 1.1A--	797	90S
1.4	1031	7119	2.95	80000	K155210C_M_ _ 1.1A--	797	90S
1.3	1091	7531	2.79	80000	K155211C_M_ _ 1.1A--	797	90S
1.2	1237	8540	2.46	80000	K155212C_M_ _ 1.1A--	797	90S
1.0	1418	9791	2.14	80000	K155214C_M_ _ 1.1A--	797	90S
0.89	1608	11102	1.89	80000	K155216C_M_ _ 1.1A--	797	90S
0.81	1773	12246	1.71	80000	K152218C_M_ _ 1.1A--	797	90S
0.70	2031	14024	1.50	80000	K155220C_M_ _ 1.1A--	797	90S
0.62	2296	15856	1.32	80000	K155222C_M_ _ 1.1A--	797	90S
0.58	2457	16968	1.24	80000	K155225C_M_ _ 1.1A--	797	90S
0.53	2686	18545	1.13	80000	K155228C_M_ _ 1.1A--	797	90S
0.45	3175	21927	0.96	80000	K155232C_M_ _ 1.1A--	797	90S
0.39	3714	25644	0.82	80000	K155236C_M_ _ 1.1A--	797	90S

NOTE

Other output speeds are available using 2 and 8 pole motors - Consult Application Engineering



SELECTION TABLES GEARED MOTORS

1.1 kW
4 POLE

N2 rpm	i	M2 Nm	Fm	N	Unit Designation	kg	
Output Speed	Ratio	Output Torque	Service Factor	Overhung Load	Column Entry 1 - 20 Blanks to be filled when entering order	Weight of base mount unit	Motor Size
1.2	1220	8428	3.92	80000	K165212C_M_ _ 1.1A--	1434	90S
1.0	1382	9541	3.46	80000	K165214C_M_ _ 1.1A--	1434	90S
0.91	1563	10796	3.06	80000	K165216C_M_ _ 1.1A--	1434	90S
0.79	1803	12449	2.65	80000	K165218C_M_ _ 1.1A--	1434	90S
0.72	1993	13764	2.40	80000	K165220C_M_ _ 1.1A--	1434	90S
0.69	2082	14377	2.30	80000	K165222C_M_ _ 1.1A--	1434	90S
0.59	2423	16729	1.97	80000	K165225C_M_ _ 1.1A--	1434	90S
0.51	2794	19291	1.71	80000	K165228C_M_ _ 1.1A--	1434	90S
0.45	3162	21834	1.51	80000	K165232C_M_ _ 1.1A--	1434	90S
0.39	3666	25312	1.30	80000	K165236C_M_ _ 1.1A--	1434	90S
0.35	4122	28462	1.16	80000	K165240C_M_ _ 1.1A--	1434	90S
0.32	4460	30797	1.07	80000	K165245C_M_ _ 1.1A--	1434	90S
0.28	5048	34858	0.95	80000	K165250C_M_ _ 1.1A--	1434	90S

1.1 kW
6 POLE

112	8.330	91	1.66	4140	K03328.0_M_ _ 1.1C--	44	90L
82.7	11.25	123	1.39	4370	K033211_M_ _ 1.1C--	44	90L
72.7	12.80	140	1.27	4450	K033212_M_ _ 1.1C--	44	90L
64.1	14.50	159	1.18	4520	K033214_M_ _ 1.1C--	44	90L
50.2	18.54	203	0.99	4620	K033218_M_ _ 1.1C--	44	90L
46.5	19.98	218	0.95	4615	K033220_M_ _ 1.1C--	44	90L
116	8.050	88	3.17	5850	K04328.0_M_ _ 1.1C--	49	90L
82.3	11.30	124	2.59	6000	K043211_M_ _ 1.1C--	49	90L
74.7	12.45	136	2.43	6000	K043212_M_ _ 1.1C--	49	90L
65.8	14.14	155	2.24	6000	K043214_M_ _ 1.1C--	49	90L
51.8	17.95	196	1.90	6000	K043218_M_ _ 1.1C--	49	90L
45.6	20.40	223	1.73	6000	K043220_M_ _ 1.1C--	49	90L
37.2	25.03	274	1.50	6000	K043225_M_ _ 1.1C--	49	90L
33.5	27.76	304	1.39	6000	K043228_M_ _ 1.1C--	49	90L
29.5	31.54	345	1.26	6000	K043232_M_ _ 1.1C--	49	90L
26.0	35.83	392	1.13	6000	K043236_M_ _ 1.1C--	49	90L
23.6	39.46	431	1.02	6000	K043240_M_ _ 1.1C--	49	90L
20.5	45.39	496	0.89	6000	K043245_M_ _ 1.1C--	49	90L
18.8	49.35	540	0.82	6000	K043250_M_ _ 1.1C--	49	90L
81.6	11.40	125	3.99	6360	K053211_M_ _ 1.1C--	59	90L
72.8	12.78	140	3.67	6524	K053212_M_ _ 1.1C--	59	90L
64.8	14.35	157	3.40	6690	K053214_M_ _ 1.1C--	59	90L
51.0	18.22	199	2.87	7011	K053218_M_ _ 1.1C--	59	90L
45.0	20.66	226	2.63	6940	K053220_M_ _ 1.1C--	59	90L
37.7	24.64	269	2.31	6810	K053225_M_ _ 1.1C--	59	90L
32.8	28.37	310	2.08	7331	K053228_M_ _ 1.1C--	59	90L
28.2	32.99	361	1.82	7271	K053232_M_ _ 1.1C--	59	90L
25.2	36.91	404	1.64	7213	K053236_M_ _ 1.1C--	59	90L
23.6	39.34	430	1.53	7172	K053240_M_ _ 1.1C--	59	90L

NOTE

Other output speeds are available using 2 and 8 pole motors - Consult Application Engineering



SELECTION TABLES GEARED MOTORS

1.1 kW
6 POLE

N2 rpm	i	M2 Nm	Fm	N	Unit Designation	kg	
Output Speed	Ratio	Output Torque	Service Factor	Overhung Load	Column Entry 1 - 20 Blanks to be filled when entering order	Weight of base mount unit	Motor Size
19.9	46.63	510	1.29	7041	K053245_M_-__1.1C--	59	90L
18.7	49.78	544	1.21	7247	K053250_M_-__1.1C--	59	90L
15.1	61.78	676	0.98	7478	K053263_M_-__1.1C--	59	90L
12.8	72.85	797	0.83	7117	K053271_M_-__1.1C--	59	90L
45.9	20.27	222	3.72	8000	K063220_M_-__1.1C--	57	90L
38.5	24.18	264	3.12	8000	K063225_M_-__1.1C--	57	90L
33.4	27.84	304	2.71	8000	K063228_M_-__1.1C--	57	90L
28.7	32.38	354	2.33	8000	K063232_M_-__1.1C--	57	90L
25.7	36.22	396	2.08	8000	K063236_M_-__1.1C--	57	90L
24.1	38.61	422	1.95	8000	K063240_M_-__1.1C--	57	90L
20.3	45.76	500	1.65	8000	K063245_M_-__1.1C--	57	90L
19.0	48.86	534	1.54	8000	K063250_M_-__1.1C--	57	90L
15.3	60.62	663	1.24	8000	K063263_M_-__1.1C--	57	90L
13.0	71.49	782	1.06	8000	K063271_M_-__1.1C--	57	90L
11.9	78.28	856	0.96	8000	K063280_M_-__1.1C--	57	90L
22.2	41.92	458	3.64	15000	K073240_M_-__1.1C--	86	90L
19.4	48.01	525	3.18	15000	K073245_M_-__1.1C--	86	90L
17.1	54.28	594	2.81	15000	K073250_M_-__1.1C--	86	90L
14.8	62.94	688	2.43	15000	K073263_M_-__1.1C--	86	90L
12.4	75.07	821	2.03	15000	K073271_M_-__1.1C--	86	90L
11.3	82.21	899	1.86	15000	K073280_M_-__1.1C--	86	90L
9.4	98.65	1079	1.55	15000	K0732100_M_-__1.1C--	86	90L
8.2	113.5	1241	1.35	15000	K0732112_M_-__1.1C--	86	90L
7.4	126.1	1379	1.02	15000	K0732125_M_-__1.1C--	86	90L
7.7	120.3	1277	1.31	15000	K0752125_M_-__1.1C--	98	90L
7.0	133.5	1417	1.18	15000	K0752140_M_-__1.1C--	98	90L
6.3	147.1	1562	1.07	15000	K0752160_M_-__1.1C--	98	90L
14.9	62.47	683	3.97	15700	K083263_M_-__1.1C--	141	90L
12.8	72.86	797	3.40	15700	K083271_M_-__1.1C--	141	90L
11.6	80.03	875	3.10	15700	K083280_M_-__1.1C--	141	90L
9.5	98.08	1072	2.53	15700	K0832100_M_-__1.1C--	141	90L
8.7	107.1	1171	2.31	15700	K0832112_M_-__1.1C--	141	90L
7.5	123.3	1349	2.01	15700	K0832125_M_-__1.1C--	141	90L
7.0	132.2	1404	1.93	15700	K0852125_M_-__1.1C--	167	90L
6.4	144.7	1536	1.76	15700	K0852140_M_-__1.1C--	167	90L
5.7	163.7	1738	1.56	15700	K0852160_M_-__1.1C--	167	90L
4.6	203.4	2160	1.25	15700	K0852200_M_-__1.1C--	167	90L
3.6	255.9	2717	1.00	15700	K0852250_M_-__1.1C--	167	90L
3.1	297.0	3153	0.86	15700	K0852280_M_-__1.1C--	167	90L
8.7	107.0	1170	3.68	35700	K0932112_M_-__1.1C--	194	90L
7.7	120.3	1315	3.27	35700	K0932125_M_-__1.1C--	194	90L
7.3	127.7	1356	3.17	35700	K0952125_M_-__1.1C--	225	90L
6.4	144.6	1535	2.80	35700	K0952140_M_-__1.1C--	225	90L
5.8	160.9	1709	2.52	35700	K0952160_M_-__1.1C--	225	90L
4.6	203.3	2158	1.99	35700	K0952200_M_-__1.1C--	225	90L
3.7	253.6	2693	1.60	35700	K0952250_M_-__1.1C--	225	90L
3.3	284.7	3022	1.42	35700	K0952280_M_-__1.1C--	225	90L
2.9	316.3	3358	1.28	35700	K0952320_M_-__1.1C--	225	90L
2.6	361.5	3838	1.12	35700	K0952360_M_-__1.1C--	225	90L
2.3	401.6	4264	1.01	35700	K0952400_M_-__1.1C--	225	90L
2.2	423.7	4499	1.60	43100	K1052400_M_-__1.1C--	359	90L
2.0	466.1	4949	1.45	43100	K1052450_M_-__1.1C--	359	90L
1.8	514.7	5465	1.32	43100	K1052500_M_-__1.1C--	359	90L
1.6	566.2	6012	1.20	43100	K1052560_M_-__1.1C--	359	90L
1.5	629.2	6681	1.08	43100	K1052630_M_-__1.1C--	359	90L
1.3	723.0	7677	0.94	43100	K1052700_M_-__1.1C--	359	90L
1.1	819.8	8705	0.86	43100	K1052800_M_-__1.1C--	359	90L

NOTE

Other output speeds are available using 2 and 8 pole motors - Consult Application Engineering



SELECTION TABLES GEARED MOTORS

1.1 kW

6 POLE

N2 rpm	i	M2 Nm	Fm	N	Unit Designation	kg	
Output Speed	Ratio	Output Torque	Service Factor	Overhung Load	Column Entry <input type="text" value="1"/> - <input type="text" value="20"/> Blanks to be filled when entering order	Weight of base mount unit	Motor Size
2.3	410.5	4359	2.82	61300	K1252400_M_-__1.1C--	509	90L
2.1	451.5	4794	2.57	61300	K1252450_M_-__1.1C--	509	90L
1.8	504.7	5358	2.30	61300	K1252500_M_-__1.1C--	509	90L
1.6	584.2	6203	1.98	61300	K1252560_M_-__1.1C--	509	90L
1.4	658.5	6992	1.76	61300	K1252630_M_-__1.1C--	509	90L
1.2	756.7	8035	1.53	61300	K1252700_M_-__1.1C--	509	90L
1.1	858.1	9111	1.35	61300	K1252800_M_-__1.1C--	509	90L
1.0	931.3	9888	1.24	61300	K1252900_M_-__1.1C--	509	90L
0.87	1070	11362	1.15	61300	K125210C_M_-__1.1C--	509	90L
0.77	1213	12884	1.02	61300	K125211C_M_-__1.1C--	509	90L
0.74	1248	13255	0.93	61300	K125212C_M_-__1.1C--	509	90L
1.8	520.0	5522	3.80	80000	K1552500_M_-__1.1C--	799	90L
1.7	559.0	5935	3.54	80000	K1552560_M_-__1.1C--	799	90L
1.5	614.9	6529	3.22	80000	K1552630_M_-__1.1C--	799	90L
1.3	706.5	7502	2.80	80000	K1552700_M_-__1.1C--	799	90L
1.2	801.2	8507	2.47	80000	K1552800_M_-__1.1C--	799	90L
1.0	909.2	9653	2.18	80000	K1552900_M_-__1.1C--	799	90L
0.90	1031	10947	1.92	80000	K155210C_M_-__1.1C--	799	90L
0.85	1091	11579	1.81	80000	K155211C_M_-__1.1C--	799	90L
0.75	1237	13131	1.60	80000	K155212C_M_-__1.1C--	799	90L
0.66	1418	15055	1.39	80000	K155214C_M_-__1.1C--	799	90L
0.58	1608	17072	1.23	80000	K155216C_M_-__1.1C--	799	90L
0.52	1773	18830	1.12	80000	K152218C_M_-__1.1C--	799	90L
0.46	2031	21564	0.97	80000	K155220C_M_-__1.1C--	799	90L
0.41	2296	24381	0.86	80000	K155222C_M_-__1.1C--	799	90L
1.2	783	8316	3.97	80000	K1652800_M_-__1.1C--	1436	90L
1.0	914	9701	3.40	80000	K1652900_M_-__1.1C--	1436	90L
0.90	1034	10974	3.01	80000	K165210C_M_-__1.1C--	1436	90L
0.85	1096	11637	2.84	80000	K165211C_M_-__1.1C--	1436	90L
0.76	1220	12959	2.55	80000	K165212C_M_-__1.1C--	1436	90L
0.67	1382	14670	2.25	80000	K165214C_M_-__1.1C--	1436	90L
0.59	1563	16600	1.99	80000	K165216C_M_-__1.1C--	1436	90L
0.52	1803	19141	1.72	80000	K165218C_M_-__1.1C--	1436	90L
0.47	1993	21164	1.56	80000	K165220C_M_-__1.1C--	1436	90L
0.45	2082	22107	1.49	80000	K165222C_M_-__1.1C--	1436	90L
0.38	2423	25724	1.28	80000	K165225C_M_-__1.1C--	1436	90L
0.33	2794	29663	1.11	80000	K165228C_M_-__1.1C--	1436	90L
0.29	3162	33573	0.98	80000	K165232C_M_-__1.1C--	1436	90L
0.25	3666	38920	0.85	80000	K165236C_M_-__1.1C--	1436	90L

NOTE

Other output speeds are available using 2 and 8 pole motors - Consult Application Engineering



SELECTION TABLES GEARED MOTORS

1.5 kW
4 POLE

N2 rpm	i	M2 Nm	Fm	N	Unit Designation	kg	
Output Speed	Ratio	Output Torque	Service Factor	Overhung Load	Column Entry <input type="text" value="1"/> - <input type="text" value="20"/> Blanks to be filled when entering order	Weight of base mount unit	Motor Size
172	8.330	81	1.72	3590	K03328.0_M_-__1.5A--	44	90L
127	11.25	109	1.44	3774	K033211._M_-__1.5A--	44	90L
112	12.80	124	1.32	3841	K033212._M_-__1.5A--	44	90L
98.6	14.50	141	1.23	3895	K033214._M_-__1.5A--	44	90L
77.1	18.54	180	1.03	3970	K033218._M_-__1.5A--	44	90L
71.6	19.98	194	0.99	3980	K033220._M_-__1.5A--	44	90L
178	8.050	78	3.28	5080	K04328.0_M_-__1.5A--	49	90L
127	11.30	110	2.68	5514	K043211._M_-__1.5A--	49	90L
115	12.45	121	2.53	5639	K043212._M_-__1.5A--	49	90L
101	14.14	137	2.33	5745	K043214._M_-__1.5A--	49	90L
79.7	17.95	174	1.98	5715	K043218._M_-__1.5A--	49	90L
70.1	20.40	198	1.81	5746	K043220._M_-__1.5A--	49	90L
57.1	25.03	243	1.57	5740	K043225._M_-__1.5A--	49	90L
51.5	27.76	269	1.45	6000	K043228._M_-__1.5A--	49	90L
45.3	31.54	306	1.32	6000	K043232._M_-__1.5A--	49	90L
39.9	35.83	347	1.23	6000	K043236._M_-__1.5A--	49	90L
36.2	39.46	383	1.12	6000	K043240._M_-__1.5A--	49	90L
31.5	45.39	440	1.00	6000	K043245._M_-__1.5A--	49	90L
29.0	49.35	479	0.92	6000	K043250._M_-__1.5A--	49	90L
112	12.78	124	3.87	5661	K053212._M_-__1.5A--	59	90L
99.7	14.35	139	3.59	5806	K053214._M_-__1.5A--	59	90L
78.5	18.22	177	3.01	6086	K053218._M_-__1.5A--	59	90L
69.2	20.66	200	2.74	6223	K053220._M_-__1.5A--	59	90L
58.0	24.64	239	2.41	6396	K053225._M_-__1.5A--	59	90L
50.4	28.37	275	2.17	6512	K053228._M_-__1.5A--	59	90L
43.3	32.99	320	1.93	6613	K053232._M_-__1.5A--	59	90L
38.7	36.91	358	1.82	6650	K053236._M_-__1.5A--	59	90L
36.3	39.34	381	1.69	6596	K053240._M_-__1.5A--	59	90L
30.7	46.63	452	1.46	6490	K053245._M_-__1.5A--	59	90L
28.7	49.78	483	1.36	6427	K053250._M_-__1.5A--	59	90L
23.1	61.78	599	1.10	6600	K053263._M_-__1.5A--	59	90L
19.6	72.85	706	0.93	6575	K053271._M_-__1.5A--	59	90L
17.9	79.77	774	0.86	6757	K053280._M_-__1.5A--	59	90L
59.1	24.18	234	3.48	7546	K063225._M_-__1.5A--	67	90L
51.4	27.84	270	3.06	7709	K063228._M_-__1.5A--	67	90L
44.2	32.38	314	2.63	8000	K063232._M_-__1.5A--	67	90L
39.5	36.22	351	2.35	8000	K063236._M_-__1.5A--	67	90L
37.0	38.61	374	2.20	8000	K063240._M_-__1.5A--	67	90L
31.3	45.76	444	1.86	8000	K063245._M_-__1.5A--	67	90L
29.3	48.86	474	1.74	8000	K063250._M_-__1.5A--	67	90L
23.6	60.62	588	1.40	8000	K063263._M_-__1.5A--	67	90L
20.0	71.49	693	1.19	8000	K063271._M_-__1.5A--	67	90L
18.3	78.28	759	1.09	8000	K063280._M_-__1.5A--	67	90L
14.9	95.93	930	0.89	8000	K0632100_M_-__1.5A--	67	90L
13.4	106.90	1037	0.80	8000	K0632112_M_-__1.5A--	67	90L
29.8	48.01	466	3.59	15000	K073245._M_-__1.5A--	86	90L
26.3	54.28	526	3.17	15000	K073250._M_-__1.5A--	86	90L
22.7	62.94	610	2.74	14503	K073263._M_-__1.5A--	86	90L
19.0	75.07	728	2.29	14434	K073271._M_-__1.5A--	86	90L
17.4	82.21	797	2.09	15000	K073280._M_-__1.5A--	86	90L
14.5	98.65	957	1.75	15000	K0732100_M_-__1.5A--	86	90L
12.6	113.5	1101	1.46	15000	K0732112_M_-__1.5A--	86	90L
11.3	126.1	1223	1.14	15000	K0732125_M_-__1.5A--	86	90L
11.9	120.3	1133	1.47	15000	K0752125_M_-__1.5A--	98	90L
10.7	133.5	1257	1.33	15000	K0752140_M_-__1.5A--	98	90L
9.7	147.1	1385	1.21	15000	K0752160_M_-__1.5A--	98	90L
6.8	211.1	1988	0.84	15000	K0752200_M_-__1.5A--	98	90L
19.6	72.86	707	3.84	15700	K083271._M_-__1.5A--	141	90L
17.9	80.03	776	3.49	15700	K083280._M_-__1.5A--	141	90L
14.6	98.08	951	2.85	15700	K0832100_M_-__1.5A--	141	90L
13.4	107.1	1039	2.61	15700	K0832112_M_-__1.5A--	141	90L
11.6	123.3	1196	2.27	15700	K0832125_M_-__1.5A--	141	90L

NOTE

Other output speeds are available using 2 and 8 pole motors - Consult Application Engineering



SERIES K

SELECTION TABLES

GEARED MOTORS

1.5 kW
4 POLE

N2 rpm	i	M2 Nm	Fm	N	Unit Designation	kg	Motor Size
Output Speed	Ratio	Output Torque	Service Factor	Overhung Load	Column Entry 1 - 20 Blanks to be filled when entering order	Weight of base mount unit	
10.8	132.2	1245	2.18	15700	K0852125_M_-_.1.5A--	167	90L
9.9	144.7	1362	1.99	15700	K0852140_M_-_.1.5A--	167	90L
8.7	163.7	1541	1.76	15700	K0852160_M_-_.1.5A--	167	90L
7.0	203.4	1915	1.41	15700	K0852200_M_-_.1.5A--	167	90L
5.6	255.9	2410	1.12	15700	K0852250_M_-_.1.5A--	167	90L
4.8	297.0	2796	0.97	15700	K0852280_M_-_.1.5A--	167	90L
4.4	325.0	3060	0.89	15700	K0852320_M_-_.1.5A--	167	90L
11.9	120.3	1167	3.69	35500	K0932125_M_-_.1.5A--	194	90L
11.2	127.7	1203	3.58	35500	K0952125_M_-_.1.5A--	225	90L
9.9	144.6	1361	3.16	35500	K0952140_M_-_.1.5A--	225	90L
8.9	160.9	1515	2.84	35500	K0952160_M_-_.1.5A--	225	90L
7.0	203.3	1914	2.25	35500	K0952200_M_-_.1.5A--	225	90L
5.6	253.6	2388	1.80	35500	K0952250_M_-_.1.5A--	225	90L
5.0	284.7	2680	1.60	35500	K0952280_M_-_.1.5A--	225	90L
4.5	316.3	2978	1.44	35500	K0952320_M_-_.1.5A--	225	90L
4.0	361.5	3404	1.26	35500	K0952360_M_-_.1.5A--	225	90L
3.6	401.6	3782	1.14	35500	K0952400_M_-_.1.5A--	225	90L
3.2	446.6	4205	1.02	35500	K0952450_M_-_.1.5A--	225	90L
3.4	423.7	3990	1.80	43100	K1052400_M_-_.1.5A--	359	90L
3.1	466.1	4389	1.64	43100	K1052450_M_-_.1.5A--	359	90L
2.8	514.7	4847	1.48	43100	K1052500_M_-_.1.5A--	359	90L
2.5	566.2	5332	1.35	43100	K1052560_M_-_.1.5A--	359	90L
2.3	629.2	5925	1.21	43100	K1052630_M_-_.1.5A--	359	90L
2.0	723.0	6808	1.06	43100	K1052700_M_-_.1.5A--	359	90L
1.7	819.8	7720	0.97	43100	K1052800_M_-_.1.5A--	359	90L
1.6	897.2	8449	0.85	43100	K1052900_M_-_.1.5A--	359	90L
3.5	410.5	3865	3.18	61300	K1252400_M_-_.1.5A--	509	90L
3.2	451.5	4252	2.89	61300	K1252450_M_-_.1.5A--	509	90L
2.8	504.7	4752	2.59	61300	K1252500_M_-_.1.5A--	509	90L
2.4	584.2	5501	2.24	61300	K1252560_M_-_.1.5A--	509	90L
2.2	658.5	6201	1.98	61300	K1252630_M_-_.1.5A--	509	90L
1.9	756.7	7126	1.73	61300	K1252700_M_-_.1.5A--	509	90L
1.7	858.1	8080	1.62	61300	K1252800_M_-_.1.5A--	509	90L
1.5	931.3	8769	1.40	61300	K1252900_M_-_.1.5A--	509	90L
1.3	1070	10077	1.22	61300	K125210C_M_-_.1.5A--	509	90L
1.2	1213	11426	1.15	61300	K125211C_M_-_.1.5A--	509	90L
1.1	1248	11755	1.05	61300	K125212C_M_-_.1.5A--	509	90L
0.9	1533	14433	0.86	61300	K125214C_M_-_.1.5A--	509	90L
2.6	559.0	5263	3.99	80000	K1552560_M_-_.1.5A--	799	90L
2.3	614.9	5790	3.63	80000	K1552630_M_-_.1.5A--	799	90L
2.0	706.5	6653	3.16	80000	K1552700_M_-_.1.5A--	799	90L
1.8	801.2	7544	2.78	80000	K1552800_M_-_.1.5A--	799	90L
1.6	909.2	8561	2.45	80000	K1552900_M_-_.1.5A--	799	90L
1.4	1031	9708	2.16	80000	K155210C_M_-_.1.5A--	799	90L
1.3	1091	10269	2.04	80000	K155211C_M_-_.1.5A--	799	90L
1.2	1237	11645	1.80	80000	K155212C_M_-_.1.5A--	799	90L
1.0	1418	13351	1.57	80000	K155214C_M_-_.1.5A--	799	90L
0.89	1608	15140	1.39	80000	K155216C_M_-_.1.5A--	799	90L
0.81	1773	16699	1.26	80000	K152218C_M_-_.1.5A--	799	90L
0.70	2031	19124	1.10	80000	K155220C_M_-_.1.5A--	799	90L
0.62	2296	21622	0.97	80000	K155222C_M_-_.1.5A--	799	90L
1.6	914	8603	3.84	80000	K1652900_M_-_.1.5A--	1436	90L
1.4	1034	9732	3.39	80000	K165210C_M_-_.1.5A--	1436	90L
1.3	1096	10320	3.20	80000	K165211C_M_-_.1.5A--	1436	90L
1.2	1220	11493	2.87	80000	K165212C_M_-_.1.5A--	1436	90L
1.0	1382	13010	2.54	80000	K165214C_M_-_.1.5A--	1436	90L
0.91	1563	14721	2.24	80000	K165216C_M_-_.1.5A--	1436	90L
0.79	1803	16975	1.94	80000	K165218C_M_-_.1.5A--	1436	90L
0.72	1993	18770	1.76	80000	K165220C_M_-_.1.5A--	1436	90L
0.69	2082	19605	1.68	80000	K165222C_M_-_.1.5A--	1436	90L
0.59	2423	22813	1.45	80000	K165225C_M_-_.1.5A--	1436	90L
0.51	2794	26306	1.25	80000	K165228C_M_-_.1.5A--	1436	90L
0.45	3162	29774	1.11	80000	K165232C_M_-_.1.5A--	1436	90L
0.39	3666	34516	0.96	80000	K165236C_M_-_.1.5A--	1436	90L

NOTE

Other output speeds are available using 2 and 8 pole motors - Consult Application Engineering



SERIES K

SELECTION TABLES

GEARED MOTORS

	N2 rpm	i	M2 Nm	Fm	N	Unit Designation	kg	Motor Size
	Output Speed	Ratio	Output Torque	Service Factor	Overhung Load	Column Entry 1 - 20 Blanks to be filled when entering order	Weight of base mount unit	
1.5 kW 6 POLE	113	8.330	123	1.23	4320	K03328.0_M_-__1.5C--	56	100L
	83.6	11.25	166	1.03	4500	K033211._M_-__1.5C--	56	100L
	73.4	12.80	189	0.94	4520	K033212._M_-__1.5C--	56	100L
	64.8	14.50	214	0.87	4530	K033214._M_-__1.5C--	56	100L
	117	8.050	119	2.35	5480	K04328.0_M_-__1.5C--	61	100L
	83.2	11.30	167	1.92	5660	K043211._M_-__1.5C--	61	100L
	75.5	12.45	184	1.80	6000	K043212._M_-__1.5C--	61	100L
	66.5	14.14	209	1.66	6000	K043214._M_-__1.5C--	61	100L
	52.4	17.95	265	1.40	6000	K043218._M_-__1.5C--	61	100L
	46.1	20.40	301	1.29	6000	K043220._M_-__1.5C--	61	100L
37.6	25.03	369	1.11	6000	K043225._M_-__1.5C--	61	100L	
33.9	27.76	410	1.03	6000	K043228._M_-__1.5C--	61	100L	
29.8	31.54	465	0.93	6000	K043232._M_-__1.5C--	61	100L	
26.2	35.83	529	0.83	6000	K043236._M_-__1.5C--	61	100L	
116	8.11	120	3.69	5607	K05328.0_M_-__1.5C--	73	100L	
82.5	11.40	168	2.96	6020	K053211._M_-__1.5C--	73	100L	
73.6	12.78	189	2.72	6140	K053212._M_-__1.5C--	73	100L	
65.5	14.35	212	2.52	6270	K053214._M_-__1.5C--	73	100L	
51.6	18.22	269	2.13	6480	K053218._M_-__1.5C--	73	100L	
45.5	20.66	305	1.95	6570	K053220._M_-__1.5C--	73	100L	
38.1	24.64	363	1.71	6670	K053225._M_-__1.5C--	73	100L	
33.1	28.37	419	1.54	6567	K053228._M_-__1.5C--	73	100L	
28.5	32.99	487	1.35	6437	K053232._M_-__1.5C--	73	100L	
25.5	36.91	544	1.21	6313	K053236._M_-__1.5C--	73	100L	
23.9	39.34	580	1.14	6225	K053240._M_-__1.5C--	73	100L	
20.2	46.63	688	0.96	6499	K053245._M_-__1.5C--	73	100L	
18.9	49.78	734	0.90	6624	K053250._M_-__1.5C--	73	100L	
66.8	14.08	208	3.68	7485	K063214._M_-__1.5C--	81	100L	
52.6	17.88	264	3.07	8000	K063218._M_-__1.5C--	81	100L	
46.4	20.27	299	2.76	8000	K063220._M_-__1.5C--	81	100L	
38.9	24.18	357	2.31	8000	K063225._M_-__1.5C--	81	100L	
33.8	27.84	411	2.01	8000	K063228._M_-__1.5C--	81	100L	
29.0	32.38	478	1.73	8000	K063232._M_-__1.5C--	81	100L	
26.0	36.22	534	1.54	8000	K063236._M_-__1.5C--	81	100L	
24.3	38.61	570	1.45	8000	K063240._M_-__1.5C--	81	100L	
20.5	45.76	675	1.22	8000	K063245._M_-__1.5C--	81	100L	
19.2	48.86	721	1.14	8000	K063250._M_-__1.5C--	81	100L	
15.5	60.62	894	0.92	8000	K063263._M_-__1.5C--	81	100L	
32.2	29.17	430	3.83	13805	K073228._M_-__1.5C--	99	100L	
28.0	33.52	494	3.38	15000	K073232._M_-__1.5C--	99	100L	
24.7	38.01	561	2.98	15000	K073236._M_-__1.5C--	99	100L	
22.4	41.92	618	2.70	15000	K073240._M_-__1.5C--	99	100L	
19.6	48.01	708	2.36	14282	K073245._M_-__1.5C--	99	100L	
17.3	54.28	801	2.09	15000	K073250._M_-__1.5C--	99	100L	
14.9	62.94	928	1.80	15000	K073263._M_-__1.5C--	99	100L	
12.5	75.07	1107	1.51	15000	K073271._M_-__1.5C--	99	100L	
11.4	82.21	1213	1.38	15000	K073280._M_-__1.5C--	99	100L	
9.5	98.65	1455	1.15	15000	K0732100._M_-__1.5C--	99	100L	
8.3	113.5	1674	1.00	15000	K0732112._M_-__1.5C--	99	100L	
7.8	120.3	1723	0.97	15000	K0752125._M_-__1.5C--	110	100L	
7.0	133.5	1912	0.87	15000	K0752140._M_-__1.5C--	110	100L	

NOTE

Other output speeds are available using 2 and 8 pole motors - Consult Application Engineering



SELECTION TABLES GEARED MOTORS

1.5 kW
6 POLE

N2 rpm	i	M2 Nm	Fm	N	Unit Designation	kg	
Output Speed	Ratio	Output Torque	Service Factor	Overhung Load	Column Entry <input type="text" value="1"/> - <input type="text" value="20"/> Blanks to be filled when entering order	Weight of base mount unit	Motor Size
18.2	51.54	760	3.56	15700	K083250_M_-_.1.5C--	154	100L
15.0	62.47	922	2.94	15700	K083263_M_-_.1.5C--	154	100L
12.9	72.86	1075	2.52	15700	K083271_M_-_.1.5C--	154	100L
11.7	80.03	1181	2.30	15700	K083280_M_-_.1.5C--	154	100L
9.6	98.08	1447	1.87	15700	K0832100_M_-_.1.5C--	154	100L
8.8	107.1	1580	1.72	15700	K0832112_M_-_.1.5C--	154	100L
7.6	123.3	1819	1.49	15700	K0832125_M_-_.1.5C--	154	100L
7.1	132.2	1894	1.43	15700	K0852125_M_-_.1.5C--	180	100L
6.5	144.7	2072	1.31	15700	K0852140_M_-_.1.5C--	180	100L
5.7	163.7	2345	1.16	15700	K0852160_M_-_.1.5C--	180	100L
4.6	203.4	2914	0.93	15700	K0852200_M_-_.1.5C--	180	100L
12.1	77.78	1147	3.75	35500	K093280_M_-_.1.5C--	207	100L
9.9	94.53	1394	3.08	35500	K0932100_M_-_.1.5C--	207	100L
8.8	107.0	1578	2.72	35500	K0932112_M_-_.1.5C--	207	100L
7.8	120.3	1775	2.42	35500	K0932125_M_-_.1.5C--	207	100L
7.4	127.7	1829	2.35	35500	K0952125_M_-_.1.5C--	238	100L
6.5	144.6	2071	2.08	35500	K0952140_M_-_.1.5C--	238	100L
5.8	160.9	2305	1.87	35500	K0952160_M_-_.1.5C--	238	100L
4.6	203.3	2912	1.48	35500	K0952200_M_-_.1.5C--	238	100L
3.7	253.6	3633	1.18	35500	K0952250_M_-_.1.5C--	238	100L
3.3	284.7	4078	1.05	35500	K0952280_M_-_.1.5C--	238	100L
3.0	316.3	4530	0.95	35500	K0952320_M_-_.1.5C--	238	100L
6.8	137.3	1967	3.65	43100	K1052140_M_-_.1.5C--	363	100L
5.6	166.8	2390	3.01	43100	K1052160_M_-_.1.5C--	363	100L
4.4	211.4	3028	2.37	43100	K1052200_M_-_.1.5C--	363	100L
3.6	259.6	3719	1.93	43100	K1052250_M_-_.1.5C--	363	100L
3.3	285.4	4089	1.76	43100	K1052280_M_-_.1.5C--	363	100L
3.0	317.2	4544	1.58	43100	K1052320_M_-_.1.5C--	363	100L
2.5	372.8	5341	1.35	43100	K1052360_M_-_.1.5C--	363	100L
2.2	423.7	6069	1.18	43100	K1052400_M_-_.1.5C--	363	100L
2.0	466.1	6676	1.08	43100	K1052450_M_-_.1.5C--	363	100L
1.8	514.7	7374	0.98	43100	K1052500_M_-_.1.5C--	363	100L
1.7	566.2	8111	0.89	43100	K1052560_M_-_.1.5C--	363	100L
1.5	629.2	9013	0.80	43100	K1052630_M_-_.1.5C--	363	100L
4.1	231.4	3315	3.71	61300	K1252250_M_-_.1.5C--	523	100L
3.5	267.9	3837	3.21	61300	K1252280_M_-_.1.5C--	523	100L
3.1	301.9	4325	2.84	61300	K1252320_M_-_.1.5C--	523	100L
2.5	377.8	5412	2.27	61300	K1252360_M_-_.1.5C--	523	100L
2.3	410.5	5880	2.09	61300	K1252400_M_-_.1.5C--	523	100L
2.1	451.5	6468	1.90	61300	K1252450_M_-_.1.5C--	523	100L
1.9	504.7	7229	1.70	61300	K1252500_M_-_.1.5C--	523	100L
1.6	584.2	8369	1.47	61300	K1252560_M_-_.1.5C--	523	100L
1.4	658.5	9433	1.30	61300	K1252630_M_-_.1.5C--	523	100L
1.2	756.7	10840	1.13	61300	K1252700_M_-_.1.5C--	523	100L
1.1	858.1	12292	1.05	61300	K1252800_M_-_.1.5C--	523	100L
1.0	931.3	13340	0.92	61300	K1252900_M_-_.1.5C--	523	100L
0.88	1070	15329	0.84	61300	K125210C_M_-_.1.5C--	523	100L
2.4	398.9	5714	3.68	80000	K1552400_M_-_.1.5C--	814	100L
2.0	460.3	6594	3.18	80000	K1552450_M_-_.1.5C--	814	100L
1.8	520.0	7449	2.82	80000	K1552500_M_-_.1.5C--	814	100L
1.7	559.0	8007	2.62	80000	K1552560_M_-_.1.5C--	814	100L
1.5	614.9	8808	2.38	80000	K1552630_M_-_.1.5C--	814	100L
1.3	706.5	10121	2.07	80000	K1552700_M_-_.1.5C--	814	100L
1.2	801.2	11477	1.83	80000	K1552800_M_-_.1.5C--	814	100L
1.0	909.2	13024	1.61	80000	K1552900_M_-_.1.5C--	814	100L
0.91	1031	14768	1.42	80000	K155210C_M_-_.1.5C--	814	100L
0.86	1091	15622	1.34	80000	K155211C_M_-_.1.5C--	814	100L
0.76	1237	17715	1.19	80000	K155212C_M_-_.1.5C--	814	100L
0.66	1418	20311	1.03	80000	K155214C_M_-_.1.5C--	814	100L
0.58	1608	23032	0.91	80000	K155216C_M_-_.1.5C--	814	100L
0.53	1773	25404	0.83	80000	K155218C_M_-_.1.5C--	814	100L
0.67	1418	20068	1.04	80000	K155214C_M_-_.1.5C--	814	100L
0.59	1608	23032	0.91	80000	K155216C_M_-_.1.5C--	814	100L
0.54	1773	25404	0.83	80000	K155218C_M_-_.1.5C--	814	100L

NOTE

Other output speeds are available using 2 and 8 pole motors - Consult Application Engineering



SELECTION TABLES GEARED MOTORS

1.5 kW
6 POLE

N2 rpm	i	M2 Nm	Fm	N	Unit Designation	kg	
Output Speed	Ratio	Output Torque	Service Factor	Overhung Load	Column Entry 1 - 20 Blanks to be filled when entering order	Weight of base mount unit	Motor Size
1.5	627	8983	3.67	80000	K1652630_M_ _ 1.5C--	1447	100L
1.3	710	10169	3.25	80000	K1652710_M_ _ 1.5C--	1447	100L
1.2	783	11219	2.94	80000	K1652800_M_ _ 1.5C--	1447	100L
1.0	914	13088	2.52	80000	K1652900_M_ _ 1.5C--	1447	100L
0.91	1034	14806	2.23	80000	K165210C_M_ _ 1.5C--	1447	100L
0.86	1096	15700	2.10	80000	K165211C_M_ _ 1.5C--	1447	100L
0.77	1220	17484	1.89	80000	K165212C_M_ _ 1.5C--	1447	100L
0.68	1382	19792	1.67	80000	K165214C_M_ _ 1.5C--	1447	100L
0.60	1563	22395	1.47	80000	K165216C_M_ _ 1.5C--	1447	100L
0.52	1803	25824	1.28	80000	K165218C_M_ _ 1.5C--	1447	100L
0.47	1993	28554	1.16	80000	K165220C_M_ _ 1.5C--	1447	100L
0.45	2082	29825	1.11	80000	K165222C_M_ _ 1.5C--	1447	100L
0.39	2423	34705	0.95	80000	K165225C_M_ _ 1.5C--	1447	100L
0.34	2794	40019	0.82	80000	K165228C_M_ _ 1.5C--	1447	100L

2.2 kW
4 POLE

174	8.330	117	1.19	3230	K03328.0_M_ _ 2.2A--	56	100L
129	11.25	158	0.99	3290	K033211_M_ _ 2.2A--	56	100L
113	12.80	180	0.91	3338	K033212_M_ _ 2.2A--	56	100L
100	14.50	203	0.85	3401	K033214_M_ _ 2.2A--	56	100L
180	8.050	113	2.27	4800	K04328.0_M_ _ 2.2A--	61	100L
128	11.30	158	1.85	5120	K043211_M_ _ 2.2A--	61	100L
116	12.45	175	1.75	5200	K043212_M_ _ 2.2A--	61	100L
103	14.14	198	1.61	5300	K043214_M_ _ 2.2A--	61	100L
80.8	17.95	252	1.37	5450	K043218_M_ _ 2.2A--	61	100L
71.1	20.40	286	1.25	5510	K043220_M_ _ 2.2A--	61	100L
57.9	25.03	351	1.08	5458	K043225_M_ _ 2.2A--	61	100L
52.2	27.76	389	1.00	5547	K043228_M_ _ 2.2A--	61	100L
46.0	31.54	442	0.91	5654	K043232_M_ _ 2.2A--	61	100L
179	8.110	114	3.51	4800	K05328.0_M_ _ 2.2A--	73	100L
127	11.40	160	2.89	5126	K053211_M_ _ 2.2A--	73	100L
113	12.78	179	2.68	5223	K053212_M_ _ 2.2A--	73	100L
101	14.35	201	2.48	5310	K053214_M_ _ 2.2A--	73	100L
79.6	18.22	256	2.08	5460	K053218_M_ _ 2.2A--	73	100L
70.2	20.66	290	1.89	5512	K053220_M_ _ 2.2A--	73	100L
58.8	24.64	346	1.66	5541	K053225_M_ _ 2.2A--	73	100L
51.1	28.37	398	1.50	5535	K053228_M_ _ 2.2A--	73	100L
44.0	32.99	463	1.34	5477	K053232_M_ _ 2.2A--	73	100L
39.3	36.91	518	1.26	5390	K053236_M_ _ 2.2A--	73	100L
36.9	39.34	552	1.17	5286	K053240_M_ _ 2.2A--	73	100L
31.1	46.63	654	1.01	5099	K053245_M_ _ 2.2A--	73	100L
29.1	49.78	698	0.94	5216	K053250_M_ _ 2.2A--	73	100L
116	12.54	176	3.92	7760	K063212_M_ _ 2.2A--	81	100L
103	14.08	197	3.63	7970	K063214_M_ _ 2.2A--	81	100L
81.1	17.88	251	3.05	8000	K063218_M_ _ 2.2A--	81	100L
71.5	20.27	284	2.79	8000	K063220_M_ _ 2.2A--	81	100L
60.0	24.18	339	2.41	8000	K063225_M_ _ 2.2A--	81	100L
52.1	27.84	390	2.11	7123	K063228_M_ _ 2.2A--	81	100L
44.8	32.38	454	1.82	8000	K063232_M_ _ 2.2A--	81	100L
40.0	36.22	508	1.62	8000	K063236_M_ _ 2.2A--	81	100L
37.6	38.61	542	1.52	8000	K063240_M_ _ 2.2A--	81	100L
31.7	45.76	642	1.29	8000	K063245_M_ _ 2.2A--	81	100L
29.7	48.86	685	1.20	8000	K063250_M_ _ 2.2A--	81	100L
23.9	60.62	850	0.97	8000	K063263_M_ _ 2.2A--	81	100L
20.3	71.49	1003	0.82	8000	K063271_M_ _ 2.2A--	81	100L

NOTE

Other output speeds are available using 2 and 8 pole motors - Consult Application Engineering



SELECTION TABLES GEARED MOTORS

2.2 kW
4 POLE

N2 rpm	i	M2 Nm	Fm	N	Unit Designation	kg	
Output Speed	Ratio	Output Torque	Service Factor	Overhung Load	Column Entry 1 - 20 Blanks to be filled when entering order	Weight of base mount unit	Motor Size
49.7	29.17	409	3.81	12800	K073228_M_- 2.2A--	99	100L
43.3	33.52	470	3.40	13300	K073232_M_- 2.2A--	99	100L
38.1	38.01	533	3.11	13500	K073236_M_- 2.2A--	99	100L
34.6	41.92	588	2.84	13900	K073240_M_- 2.2A--	99	100L
30.2	48.01	673	2.48	14300	K073245_M_- 2.2A--	99	100L
26.7	54.28	761	2.19	14600	K073250_M_- 2.2A--	99	100L
23.0	62.94	883	1.89	13982	K073263_M_- 2.2A--	99	100L
19.3	75.07	1053	1.59	13900	K073271_M_- 2.2A--	99	100L
17.6	82.21	1153	1.45	14863	K073280_M_- 2.2A--	99	100L
14.7	98.65	1384	1.21	15000	K0732100_M_- 2.2A--	99	100L
12.8	113.5	1592	1.00	15000	K0732112_M_- 2.2A--	99	100L
12.1	120.3	1687	0.99	15000	K0752125_M_- 2.2A--	110	100L
10.9	133.5	1872	0.89	15000	K0752140_M_- 2.2A--	110	100L
9.9	147.1	2063	0.81	15000	K0752160_M_- 2.2A--	110	100L
28.1	51.54	723	3.75	15700	K083250_M_- 2.2A--	154	100L
23.2	62.47	876	3.09	15700	K083263_M_- 2.2A--	154	100L
19.9	72.86	1022	2.65	15700	K083271_M_- 2.2A--	154	100L
18.1	80.03	1122	2.41	15700	K083280_M_- 2.2A--	154	100L
14.8	98.08	1376	1.97	15700	K0832100_M_- 2.2A--	154	100L
13.5	107.1	1502	1.80	15700	K0832112_M_- 2.2A--	154	100L
11.8	123.3	1730	1.57	15700	K0832125_M_- 2.2A--	154	100L
11.0	132.2	1854	1.48	15700	K0852125_M_- 2.2A--	180	100L
10.0	144.7	2029	1.36	15700	K0852140_M_- 2.2A--	180	100L
8.9	163.7	2296	1.20	15700	K0852160_M_- 2.2A--	180	100L
7.1	203.4	2853	0.96	15700	K0852200_M_- 2.2A--	180	100L
18.6	77.78	1091	3.94	35500	K093280_M_- 2.2A--	207	100L
15.3	94.53	1326	3.24	35500	K0932100_M_- 2.2A--	207	100L
13.6	107.0	1501	2.87	35500	K0932112_M_- 2.2A--	207	100L
12.1	120.3	1687	2.55	35500	K0932125_M_- 2.2A--	207	100L
11.4	127.7	1791	2.40	35500	K0952125_M_- 2.2A--	238	100L
10.0	144.6	2028	2.12	35500	K0952140_M_- 2.2A--	238	100L
9.0	160.9	2257	1.91	35500	K0952160_M_- 2.2A--	238	100L
7.1	203.3	2851	1.51	35500	K0952200_M_- 2.2A--	238	100L
5.7	253.6	3557	1.21	35500	K0952250_M_- 2.2A--	238	100L
5.1	284.7	3992	1.08	35500	K0952280_M_- 2.2A--	238	100L
4.6	316.3	4436	0.97	35500	K0952320_M_- 2.2A--	238	100L
10.6	137.3	1926	3.73	43100	K1052140_M_- 2.2A--	363	100L
8.7	166.8	2340	3.07	43100	K1052160_M_- 2.2A--	363	100L
6.9	211.4	2965	2.43	43100	K1052200_M_- 2.2A--	363	100L
5.6	259.6	3641	1.97	43100	K1052250_M_- 2.2A--	363	100L
5.1	285.4	4004	1.80	43100	K1052280_M_- 2.2A--	363	100L
4.6	317.2	4449	1.62	43100	K1052320_M_- 2.2A--	363	100L
3.9	372.8	5229	1.37	43100	K1052360_M_- 2.2A--	363	100L
3.4	423.7	5943	1.21	43100	K1052400_M_- 2.2A--	363	100L
3.1	466.1	6537	1.10	43100	K1052450_M_- 2.2A--	363	100L
2.8	514.7	7220	1.01	43100	K1052500_M_- 2.2A--	363	100L
2.6	566.2	7942	0.91	43100	K1052560_M_- 2.2A--	363	100L
2.3	629.2	8825	0.81	43100	K1052630_M_- 2.2A--	363	100L
6.3	231.4	3245	3.79	61300	K1252250_M_- 2.2A--	523	100L
5.4	267.9	3757	3.27	61300	K1252280_M_- 2.2A--	523	100L
4.8	301.9	4235	2.90	61300	K1252320_M_- 2.2A--	523	100L
3.8	377.8	5299	2.32	61300	K1252360_M_- 2.2A--	523	100L
3.5	410.5	5758	2.14	61300	K1252400_M_- 2.2A--	523	100L
3.2	451.5	6333	1.94	61300	K1252450_M_- 2.2A--	523	100L
2.9	504.7	7078	1.74	61300	K1252500_M_- 2.2A--	523	100L
2.5	584.2	8194	1.50	61300	K1252560_M_- 2.2A--	523	100L
2.2	658.5	9237	1.33	61300	K1252630_M_- 2.2A--	523	100L
1.9	756.7	10614	1.16	61300	K1252700_M_- 2.2A--	523	100L
1.7	858.1	12036	1.11	61300	K1252800_M_- 2.2A--	523	100L
1.6	931.3	13062	0.94	61300	K1252900_M_- 2.2A--	523	100L
1.4	1070.1	15009	0.89	61300	K125210C_M_- 2.2A--	523	100L

NOTE

Other output speeds are available using 2 and 8 pole motors - Consult Application Engineering



SELECTION TABLES GEARED MOTORS

2.2 kW

4 POLE

N2 rpm	i	M2 Nm	Fm	N	Unit Designation	kg	
Output Speed	Ratio	Output Torque	Service Factor	Overhung Load	Column Entry 1 - 20 Blanks to be filled when entering order	Weight of base mount unit	Motor Size
3.6	398.87	5595	3.75	80000	K1552400_M_-_.2.2A--	752	100L
3.1	460.32	6456	3.25	80000	K1552450_M_-_.2.2A--	752	100L
2.8	520.03	7294	2.88	80000	K1552500_M_-_.2.2A--	752	100L
2.6	558.96	7840	2.68	80000	K1552560_M_-_.2.2A--	752	100L
2.4	614.86	8624	2.44	80000	K1552630_M_-_.2.2A--	752	100L
2.1	706.53	9910	2.12	80000	K1552700_M_-_.2.2A--	752	100L
1.8	801.18	11237	1.87	80000	K1552800_M_-_.2.2A--	752	100L
1.6	909.15	12752	1.65	80000	K1552900_M_-_.2.2A--	752	100L
1.4	1030.95	14460	1.45	80000	K155210C_M_-_.2.2A--	752	100L
1.3	1090.55	15296	1.37	80000	K155211C_M_-_.2.2A--	752	100L
1.2	1236.7	17345	1.21	80000	K155212C_M_-_.2.2A--	752	100L
1.0	1417.9	19887	1.06	80000	K155214C_M_-_.2.2A--	752	100L
2.3	627	8796	3.75	80000	K1652630_M_-_.2.2A--	1447	100L
2.0	710	9957	3.31	80000	K1652710_M_-_.2.2A--	1447	100L
1.9	783	10985	3.00	80000	K1652800_M_-_.2.2A--	1447	100L
1.6	914	12815	2.58	80000	K1652900_M_-_.2.2A--	1447	100L
1.4	1034	14497	2.28	80000	K165210C_M_-_.2.2A--	1447	100L
1.3	1096	15372	2.15	80000	K165211C_M_-_.2.2A--	1447	100L
1.2	1220	17119	1.93	80000	K165212C_M_-_.2.2A--	1447	100L
1.0	1382	19378	1.70	80000	K165214C_M_-_.2.2A--	1447	100L
0.93	1563	21928	1.50	80000	K165216C_M_-_.2.2A--	1447	100L
0.80	1803	25285	1.31	80000	K165218C_M_-_.2.2A--	1447	100L
0.73	1993	27958	1.18	80000	K165220C_M_-_.2.2A--	1447	100L
0.70	2082	29202	1.13	80000	K165222C_M_-_.2.2A--	1447	100L
0.60	2423	33980	0.97	80000	K165225C_M_-_.2.2A--	1447	100L
0.52	2794	39183	0.84	80000	K165228C_M_-_.2.2A--	1447	100L

2.2 kW

6 POLE

117	8.050	174	1.60	5050	K04328.0_M_-_.2.2C--	67	112M
83.2	11.30	244	1.31	5160	K043211_M_-_.2.2C--	67	112M
75.5	12.45	269	1.23	5200	K043212_M_-_.2.2C--	67	112M
66.5	14.14	306	1.13	5300	K043214_M_-_.2.2C--	67	112M
52.4	17.95	388	0.96	5558	K043218_M_-_.2.2C--	67	112M
46.1	20.40	441	0.88	5653	K043220_M_-_.2.2C--	67	112M
116	8.11	175	2.51	5180	K05328.0_M_-_.2.2C--	79	112M
82.5	11.40	247	2.02	5420	K053211_M_-_.2.2C--	79	112M
73.6	12.78	277	1.86	5480	K053212_M_-_.2.2C--	79	112M
65.5	14.35	310	1.72	5520	K053214_M_-_.2.2C--	79	112M
51.6	18.22	394	1.45	5530	K053218_M_-_.2.2C--	79	112M
45.5	20.66	447	1.33	5500	K053220_M_-_.2.2C--	79	112M
38.1	24.64	533	1.17	5380	K053225_M_-_.2.2C--	79	112M
33.1	28.37	614	1.05	5230	K053228_M_-_.2.2C--	79	112M
28.5	32.99	714	0.94	5212	K053232_M_-_.2.2C--	79	112M
25.5	36.91	799	0.84	5419	K053236_M_-_.2.2C--	79	112M
29	32.99	709	0.92	4535	K053232_M_-_.2.2C--	79	112M
26	36.91	790	0.83	4208	K053236_M_-_.2.2C--	79	112M

NOTE

Other output speeds are available using 2 and 8 pole motors - Consult Application Engineering



SELECTION TABLES GEARED MOTORS

2.2 kW
6 POLE

N2 rpm	i	M2 Nm	Fm	N	Unit Designation	kg	
Output Speed	Ratio	Output Torque	Service Factor	Overhung Load	Column Entry <input type="text" value="1"/> - <input type="text" value="20"/> Blanks to be filled when entering order	Weight of base mount unit	Motor Size
118	7.96	172	3.63	7680	K06328.0_M_-2.2C--	87	112M
84.0	11.19	242	2.94	8000	K063211_M_-2.2C--	87	112M
75.0	12.54	271	2.71	8000	K063212_M_-2.2C--	87	112M
66.8	14.08	305	2.51	8000	K063214_M_-2.2C--	87	112M
52.6	17.88	387	2.11	8000	K063218_M_-2.2C--	87	112M
46.4	20.27	439	1.91	8000	K063220_M_-2.2C--	87	112M
38.9	24.18	523	1.60	8000	K063225_M_-2.2C--	87	112M
33.8	27.84	602	1.39	8000	K063228_M_-2.2C--	87	112M
29.0	32.38	701	1.20	8000	K063232_M_-2.2C--	87	112M
26.0	36.22	784	1.07	8000	K063236_M_-2.2C--	87	112M
24.3	38.61	835	1.00	8000	K063240_M_-2.2C--	87	112M
20.5	45.76	990	0.85	8000	K063245_M_-2.2C--	87	112M
109	8.60	186	3.82	11072	K07328.0_M_-2.2C--	105	112M
78.9	11.91	258	3.83	12047	K073211_M_-2.2C--	105	112M
70.3	13.37	289	3.84	12392	K073212_M_-2.2C--	105	112M
63.9	14.71	318	3.83	12736	K073214_M_-2.2C--	105	112M
48.9	19.21	416	3.58	13563	K073218_M_-2.2C--	105	112M
43.0	21.84	473	3.28	13869	K073220_M_-2.2C--	105	112M
35.4	26.52	574	2.83	14400	K073225_M_-2.2C--	105	112M
32.2	29.17	631	2.61	14700	K073228_M_-2.2C--	105	112M
28.0	33.52	725	2.30	13951	K073232_M_-2.2C--	105	112M
24.7	38.01	822	2.03	13860	K073236_M_-2.2C--	105	112M
22.4	41.92	907	1.84	13769	K073240_M_-2.2C--	105	112M
19.6	48.01	1039	1.61	14298	K073245_M_-2.2C--	105	112M
17.3	54.28	1174	1.42	14782	K073250_M_-2.2C--	105	112M
14.9	62.94	1362	1.23	15000	K073263_M_-2.2C--	105	112M
12.5	75.07	1624	1.03	15000	K073271_M_-2.2C--	105	112M
11.4	82.21	1779	0.94	15000	K073280_M_-2.2C--	105	112M
28.3	33.24	719	3.77	15200	K083232_M_-2.2C--	160	112M
25.5	36.88	798	3.42	15200	K083236_M_-2.2C--	160	112M
23.3	40.36	873	3.12	15200	K083240_M_-2.2C--	160	112M
20.6	45.66	988	2.76	15200	K083245_M_-2.2C--	160	112M
18.2	51.54	1115	2.45	15700	K083250_M_-2.2C--	160	112M
15.0	62.47	1352	2.02	15700	K083263_M_-2.2C--	160	112M
12.9	72.86	1576	1.74	15700	K083271_M_-2.2C--	160	112M
11.7	80.03	1732	1.58	15700	K083280_M_-2.2C--	160	112M
9.6	98.08	2122	1.29	15700	K0832100_M_-2.2C--	160	112M
8.8	107.1	2317	1.18	15700	K0832112_M_-2.2C--	160	112M
7.6	123.3	2668	1.03	15700	K0832125_M_-2.2C--	160	112M
7.1	132.2	2777	0.98	15700	K0852125_M_-2.2C--	186	112M
6.5	144.7	3040	0.90	15700	K0852140_M_-2.2C--	186	112M
18.8	49.87	1079	3.99	35500	K093250_M_-2.2C--	213	112M
15.4	61.00	1320	3.31	35500	K093263_M_-2.2C--	213	112M
13.3	70.45	1524	2.82	35500	K093271_M_-2.2C--	213	112M
12.1	77.78	1683	2.56	35500	K093280_M_-2.2C--	213	112M
9.9	94.53	2045	2.12	35500	K0932100_M_-2.2C--	213	112M
8.8	107.0	2315	1.86	35500	K0932112_M_-2.2C--	213	112M
7.8	120.3	2603	1.65	35500	K0932125_M_-2.2C--	213	112M
7.4	127.7	2683	1.60	35500	K0952125_M_-2.2C--	244	112M
6.5	144.6	3037	1.42	35500	K0952140_M_-2.2C--	244	112M
5.8	160.9	3381	1.27	35500	K0952160_M_-2.2C--	244	112M
4.6	203.3	4270	1.01	35500	K0952200_M_-2.2C--	244	112M
9.8	96.11	2079	3.46	43100	K1032100_M_-2.2C--	337	112M
8.4	112.0	2424	3.03	43100	K1032112_M_-2.2C--	337	112M
7.8	120.4	2604	2.82	43100	K1032125_M_-2.2C--	337	112M
6.8	137.3	2885	2.49	43100	K1052140_M_-2.2C--	369	112M
5.6	166.8	3505	2.05	43100	K1052160_M_-2.2C--	369	112M
4.4	211.4	4441	1.62	43100	K1052200_M_-2.2C--	369	112M
3.6	259.6	5454	1.32	43100	K1052250_M_-2.2C--	369	112M
3.3	285.4	5997	1.20	43100	K1052280_M_-2.2C--	369	112M
3.0	317.2	6664	1.08	43100	K1052320_M_-2.2C--	369	112M
2.5	372.8	7833	0.92	43100	K1052360_M_-2.2C--	369	112M
2.2	423.7	8902	0.81	43100	K1052400_M_-2.2C--	369	112M

NOTE

Other output speeds are available using 2 and 8 pole motors - Consult Application Engineering



SELECTION TABLES GEARED MOTORS

2.2 kW

6 POLE

N2 rpm	i	M2 Nm	Fm	N	Unit Designation	kg	
Output Speed	Ratio	Output Torque	Service Factor	Overhung Load	Column Entry <input type="text" value="1"/> - <input type="text" value="20"/> Blanks to be filled when entering order	Weight of base mount unit	Motor Size
6.3	148.7	3124	3.94	61300	K1252140_M_-2.2C--	529	112M
5.5	172.2	3617	3.40	61300	K1252160_M_-2.2C--	529	112M
4.6	206.0	4328	2.84	61300	K1252200_M_-2.2C--	529	112M
4.1	231.4	4862	2.53	61300	K1252250_M_-2.2C--	529	112M
3.5	267.9	5628	2.19	61300	K1252280_M_-2.2C--	529	112M
3.1	301.9	6344	1.94	61300	K1252320_M_-2.2C--	529	112M
2.5	377.8	7938	1.55	61300	K1252360_M_-2.2C--	529	112M
2.3	410.5	8624	1.43	61300	K1252400_M_-2.2C--	529	112M
2.1	451.5	9487	1.30	61300	K1252450_M_-2.2C--	529	112M
1.9	504.7	10603	1.16	61300	K1252500_M_-2.2C--	529	112M
1.6	584.2	12274	1.00	61300	K1252560_M_-2.2C--	529	112M
1.4	658.5	13836	0.89	61300	K1252630_M_-2.2C--	529	112M
3.7	251.0	5273	3.98	80000	K1552250_M_-2.2C--	820	112M
3.3	281.9	5923	3.55	80000	K1552280_M_-2.2C--	820	112M
2.9	322.9	6785	3.10	80000	K1552320_M_-2.2C--	820	112M
2.6	362.8	7622	2.76	80000	K1552360_M_-2.2C--	820	112M
2.4	398.9	8380	2.51	80000	K1552400_M_-2.2C--	820	112M
2.0	460.3	9671	2.17	80000	K1552450_M_-2.2C--	820	112M
1.8	520.0	10926	1.92	80000	K1552500_M_-2.2C--	820	112M
1.7	559.0	11744	1.79	80000	K1552560_M_-2.2C--	820	112M
1.5	614.9	12918	1.63	80000	K1552630_M_-2.2C--	820	112M
1.3	706.5	14844	1.41	80000	K1552700_M_-2.2C--	820	112M
1.2	801.2	16833	1.25	80000	K1552800_M_-2.2C--	820	112M
1.0	909.2	19101	1.10	80000	K1552900_M_-2.2C--	820	112M
0.91	1031	21660	0.97	80000	K155210C_M_-2.2C--	820	112M
0.86	1091	22912	0.92	80000	K155211C_M_-2.2C--	820	112M
0.76	1237	25982	0.81	80000	K155212C_M_-2.2C--	820	112M
1.5	627	13175	2.50	80000	K1652630_M_-2.2C--	1453	112M
1.3	710	14915	2.21	80000	K1652710_M_-2.2C--	1453	112M
1.2	783	16455	2.01	80000	K1652800_M_-2.2C--	1453	112M
1.0	914	19196	1.72	80000	K1652900_M_-2.2C--	1453	112M
0.91	1034	21715	1.52	80000	K165210C_M_-2.2C--	1453	112M
0.86	1096	23027	1.43	80000	K165211C_M_-2.2C--	1453	112M
0.77	1220	25643	1.29	80000	K165212C_M_-2.2C--	1453	112M
0.68	1382	29028	1.14	80000	K165214C_M_-2.2C--	1453	112M
0.60	1563	32846	1.00	80000	K165216C_M_-2.2C--	1453	112M
0.52	1803	37876	0.87	80000	K165218C_M_-2.2C--	1453	112M

NOTE

Other output speeds are available using 2 and 8 pole motors - Consult Application Engineering



SELECTION TABLES GEARED MOTORS

3.0 kW
4 POLE

N2 rpm	i	M2 Nm	Fm	N	Unit Designation	kg	
Output Speed	Ratio	Output Torque	Service Factor	Overhung Load	Column Entry <input type="text" value="1"/> - <input type="text" value="20"/> Blanks to be filled when entering order	Weight of base mount unit	Motor Size
180	8.05	154	1.66	4450	K04328.0_M_-__3.0A--	61	100L
128	11.30	216	1.36	4500	K043211.M_-__3.0A--	61	100L
116	12.45	238	1.28	4670	K043212.M_-__3.0A--	61	100L
103	14.14	270	1.18	4680	K043214.M_-__3.0A--	61	100L
80.8	17.95	343	1.00	4753	K043218.M_-__3.0A--	61	100L
71.1	20.40	390	0.92	4834	K043220.M_-__3.0A--	61	100L
179	8.11	155	2.57	4480	K05328.0_M_-__3.0A--	73	100L
127	11.40	218	2.12	4676	K053211.M_-__3.0A--	73	100L
113	12.78	244	1.96	4718	K053212.M_-__3.0A--	73	100L
101	14.35	274	1.82	4743	K053214.M_-__3.0A--	73	100L
79.6	18.22	348	1.52	4740	K053218.M_-__3.0A--	73	100L
70.2	20.66	395	1.39	4693	K053220.M_-__3.0A--	73	100L
58.8	24.64	471	1.22	4571	K053225.M_-__3.0A--	73	100L
51.1	28.37	543	1.10	4420	K053228.M_-__3.0A--	73	100L
44.0	32.99	631	0.98	4226	K053232.M_-__3.0A--	73	100L
39.3	36.91	706	0.92	4255	K053236.M_-__3.0A--	73	100L
36.9	39.34	752	0.86	4385	K053240.M_-__3.0A--	73	100L
182	7.96	152	3.72	8000	K06328.0_M_-__3.0A--	81	100L
130	11.19	214	3.08	8000	K063211.M_-__3.0A--	81	100L
116	12.54	240	2.87	7333	K063212.M_-__3.0A--	81	100L
103	14.08	269	2.66	7490	K063214.M_-__3.0A--	81	100L
81.1	17.88	342	2.24	7483	K063218.M_-__3.0A--	81	100L
71.5	20.27	388	2.04	7452	K063220.M_-__3.0A--	81	100L
60.0	24.18	462	1.77	7384	K063225.M_-__3.0A--	81	100L
52.1	27.84	532	1.55	6640	K063228.M_-__3.0A--	81	100L
44.8	32.38	619	1.33	7127	K063232.M_-__3.0A--	81	100L
40.0	36.22	693	1.19	7693	K063236.M_-__3.0A--	81	100L
37.6	38.61	738	1.12	7826	K063240.M_-__3.0A--	81	100L
31.7	45.76	875	0.94	7859	K063245.M_-__3.0A--	81	100L
29.7	48.86	935	0.88	7706	K063250.M_-__3.0A--	81	100L
75.5	19.21	367	3.78	11743	K073218.M_-__3.0A--	99	100L
66.4	21.84	418	3.45	12066	K073220.M_-__3.0A--	99	100L
54.7	26.52	507	3.00	12530	K073225.M_-__3.0A--	99	100L
49.7	29.17	558	2.80	12663	K073228.M_-__3.0A--	99	100L
43.3	33.52	641	2.50	12938	K073232.M_-__3.0A--	99	100L
38.1	38.01	727	2.28	13207	K073236.M_-__3.0A--	99	100L
34.6	41.92	802	2.08	13387	K073240.M_-__3.0A--	99	100L
30.2	48.01	918	1.82	12819	K073245.M_-__3.0A--	99	100L
26.7	54.28	1038	1.61	12643	K073250.M_-__3.0A--	99	100L
23.0	62.94	1204	1.39	12641	K073263.M_-__3.0A--	99	100L
19.3	75.07	1436	1.16	13184	K073271.M_-__3.0A--	99	100L
17.6	82.21	1572	1.06	13543	K073280.M_-__3.0A--	99	100L
14.7	98.65	1887	0.89	14171	K0732100.M_-__3.0A--	99	100L
39.3	36.88	705	3.84	15200	K083236.M_-__3.0A--	154	100L
35.9	40.36	772	3.51	15200	K083240.M_-__3.0A--	154	100L
31.8	45.66	873	3.10	15200	K083245.M_-__3.0A--	154	100L
28.1	51.54	986	2.75	15700	K083250.M_-__3.0A--	154	100L
23.2	62.47	1195	2.27	15700	K083263.M_-__3.0A--	154	100L
19.9	72.86	1394	1.94	15700	K083271.M_-__3.0A--	154	100L
18.1	80.03	1531	1.77	15700	K083280.M_-__3.0A--	154	100L
14.8	98.08	1876	1.44	15700	K0832100.M_-__3.0A--	154	100L
13.5	107.10	2048	1.32	15700	K0832112.M_-__3.0A--	154	100L
11.8	123.33	2359	1.15	15700	K0832125.M_-__3.0A--	154	100L
11.0	132.19	2455	1.10	15700	K0852125.M_-__3.0A--	180	100L
10.0	144.67	2687	1.01	15700	K0852140.M_-__3.0A--	180	100L
8.9	163.67	3040	0.89	15700	K0852160.M_-__3.0A--	180	100L
23.8	61.00	1167	3.69	35500	K093263.M_-__3.0A--	207	100L
20.6	70.45	1347	3.19	35500	K093271.M_-__3.0A--	207	100L
18.6	77.78	1488	2.89	35500	K093280.M_-__3.0A--	207	100L
15.3	94.53	1808	2.38	35500	K0932100.M_-__3.0A--	207	100L
13.6	106.99	2046	2.10	35500	K0932112.M_-__3.0A--	207	100L
12.1	120.31	2301	1.87	35500	K0932125.M_-__3.0A--	207	100L

NOTE

Other output speeds are available using 2 and 8 pole motors - Consult Application Engineering



SERIES K

SELECTION TABLES

GEARED MOTORS

3.0 kW
4 POLE

	N2 rpm	i	M2 Nm	Fm	N	Unit Designation	kg	
	Output Speed	Ratio	Output Torque	Service Factor	Overhung Load	Column Entry 1 - 20 Blanks to be filled when entering order	Weight of base mount unit	Motor Size
	11.4	127.71	2372	1.81	35500	K0952125_M_-__3.0A--	238	100L
	10.0	144.56	2685	1.60	35500	K0952140_M_-__3.0A--	238	100L
	9.0	160.93	2989	1.44	35500	K0952160_M_-__3.0A--	238	100L
	7.1	203.25	3775	1.14	35500	K0952200_M_-__3.0A--	238	100L
	12.9	112.03	2143	3.36	43100	K1032112_M_-__3.0A--	331	100L
	12.0	120.36	2302	3.12	43100	K1032125_M_-__3.0A--	331	100L
	10.6	137.33	2551	2.82	43100	K1052140_M_-__3.0A--	363	100L
	8.7	166.84	3099	2.32	43100	K1052160_M_-__3.0A--	363	100L
	6.9	211.36	3926	1.83	43100	K1052200_M_-__3.0A--	363	100L
	5.6	259.60	4822	1.49	43100	K1052250_M_-__3.0A--	363	100L
	5.1	285.44	5302	1.36	43100	K1052280_M_-__3.0A--	363	100L
	4.6	317.19	5891	1.22	43100	K1052320_M_-__3.0A--	363	100L
	3.9	372.83	6925	1.04	43100	K1052360_M_-__3.0A--	363	100L
	3.4	423.69	7869	0.91	43100	K1052400_M_-__3.0A--	363	100L
	3.1	466.06	8656	0.83	43100	K1052450_M_-__3.0A--	363	100L
	8.4	172.15	3197	3.85	61300	K1252160_M_-__3.0A--	523	100L
	7.0	205.98	3826	3.22	61300	K1252200_M_-__3.0A--	523	100L
	6.3	231.39	4298	2.86	61300	K1252250_M_-__3.0A--	523	100L
	5.4	267.86	4975	2.47	61300	K1252280_M_-__3.0A--	523	100L
	4.8	301.94	5608	2.19	61300	K1252320_M_-__3.0A--	523	100L
	3.8	377.82	7017	1.75	61300	K1252360_M_-__3.0A--	523	100L
	3.5	410.49	7624	1.61	61300	K1252400_M_-__3.0A--	523	100L
	3.2	451.54	8386	1.47	61300	K1252450_M_-__3.0A--	523	100L
	2.9	504.66	9373	1.31	61300	K1252500_M_-__3.0A--	523	100L
	2.5	584.22	10851	1.13	61300	K1252560_M_-__3.0A--	523	100L
	2.2	658.53	12231	1.01	61300	K1252630_M_-__3.0A--	523	100L
	1.9	756.72	14055	0.88	61300	K1252700_M_-__3.0A--	523	100L
	4.5	322.94	5998	3.50	80000	K1552320_M_-__3.0A--	814	100L
	4.0	362.76	6738	3.12	80000	K1552360_M_-__3.0A--	814	100L
	3.6	398.87	7408	2.83	80000	K1552400_M_-__3.0A--	814	100L
	3.1	460.32	8550	2.46	80000	K1552450_M_-__3.0A--	814	100L
	2.8	520.03	9659	2.17	80000	K1552500_M_-__3.0A--	814	100L
	2.6	558.96	10382	2.02	80000	K1552560_M_-__3.0A--	814	100L
	2.4	614.86	11420	1.84	80000	K1552630_M_-__3.0A--	814	100L
	2.1	706.53	13122	1.60	80000	K1552700_M_-__3.0A--	814	100L
	1.8	801.18	14880	1.41	80000	K1552800_M_-__3.0A--	814	100L
	1.6	909.15	16886	1.24	80000	K1552900_M_-__3.0A--	814	100L
	1.4	1030.95	19148	1.10	80000	K155210C_M_-__3.0A--	814	100L
	1.3	1090.55	20255	1.04	80000	K155211C_M_-__3.0A--	814	100L
	1.2	1236.65	22968	0.91	80000	K155212C_M_-__3.0A--	814	100L
	2.3	627	11647	2.83	80000	K1652630_M_-__3.0A--	1447	100L
	2.0	710	13185	2.50	80000	K1652710_M_-__3.0A--	1447	100L
	1.9	783	14546	2.27	80000	K1652800_M_-__3.0A--	1447	100L
	1.6	914	16969	1.94	80000	K1652900_M_-__3.0A--	1447	100L
	1.4	1034	19196	1.72	80000	K165210C_M_-__3.0A--	1447	100L
	1.3	1096	20356	1.62	80000	K165211C_M_-__3.0A--	1447	100L
	1.2	1220	22668	1.46	80000	K165212C_M_-__3.0A--	1447	100L
	1.0	1382	25661	1.29	80000	K165214C_M_-__3.0A--	1447	100L
	0.93	1563	29036	1.14	80000	K165216C_M_-__3.0A--	1447	100L
	0.80	1803	33482	0.99	80000	K165218C_M_-__3.0A--	1447	100L

NOTE
Other output speeds are available using 2 and 8 pole motors - Consult Application Engineering



SERIES K

SELECTION TABLES

GEARED MOTORS

3.0 kW
6 POLE

	N2 rpm	i	M2 Nm	Fm	N	Unit Designation	kg	
	Output Speed	Ratio	Output Torque	Service Factor	Overhung Load	Column Entry 1 - 20 Blanks to be filled when entering order	Weight of base mount unit	Motor Size
	118	8.11	234	1.88	3736	K05328.0_M_-_.3.0C--	107	132S
	84.2	11.40	329	1.51	3892	K053211.M_-_.3.0C--	107	132S
	75.1	12.78	369	1.39	3962	K053212.M_-_.3.0C--	107	132S
	66.9	14.35	415	1.29	4033	K053214.M_-_.3.0C--	107	132S
	52.7	18.22	526	1.09	4193	K053218.M_-_.3.0C--	107	132S
	46.5	20.66	597	0.99	4282	K053220.M_-_.3.0C--	107	132S
	39.0	24.64	712	0.87	4427	K053225.M_-_.3.0C--	107	132S
	121	7.96	230	2.72	6239	K06328.0_M_-_.3.0C--	115	132S
	85.8	11.19	323	2.20	6473	K063211.M_-_.3.0C--	115	132S
	76.6	12.54	362	2.03	6581	K063212.M_-_.3.0C--	115	132S
	68.2	14.08	407	1.88	6684	K063214.M_-_.3.0C--	115	132S
	53.7	17.88	517	1.57	7004	K063218.M_-_.3.0C--	115	132S
	47.4	20.27	586	1.41	7326	K063220.M_-_.3.0C--	115	132S
	39.7	24.18	699	1.18	7705	K063225.M_-_.3.0C--	115	132S
	34.5	27.84	804	1.03	8000	K063228.M_-_.3.0C--	115	132S
	29.6	32.38	935	0.88	7704	K063232.M_-_.3.0C--	115	132S
	112	8.60	248	2.87	10700	K07328.0_M_-_.3.0C--	133	132S
	80.6	11.91	344	2.87	11500	K073211.M_-_.3.0C--	133	132S
	71.8	13.37	386	2.87	11800	K073212.M_-_.3.0C--	133	132S
	65.3	14.71	425	2.87	12100	K073214.M_-_.3.0C--	133	132S
	50.0	19.21	555	2.68	12700	K073218.M_-_.3.0C--	133	132S
	44.0	21.84	631	2.46	12900	K073220.M_-_.3.0C--	133	132S
	36.2	26.52	766	2.10	13253	K073225.M_-_.3.0C--	133	132S
	32.9	29.17	843	1.96	13424	K073228.M_-_.3.0C--	133	132S
	28.6	33.52	968	1.72	12753	K073232.M_-_.3.0C--	133	132S
	25.3	38.01	1098	1.52	12558	K073236.M_-_.3.0C--	133	132S
	22.9	41.92	1211	1.38	12363	K073240.M_-_.3.0C--	133	132S
	20.0	48.01	1387	1.20	13110	K073245.M_-_.3.0C--	133	132S
	17.7	54.28	1568	1.06	13554	K073250.M_-_.3.0C--	133	132S
	15.3	62.94	1818	0.92	14037	K073263.M_-_.3.0C--	133	132S
	37.9	25.35	732	3.70	15700	K083225.M_-_.3.0C--	189	132S
	33.6	28.56	825	3.28	15700	K083228.M_-_.3.0C--	189	132S
	28.9	33.24	960	2.82	15700	K083232.M_-_.3.0C--	189	132S
	26.0	36.88	1065	2.54	15700	K083236.M_-_.3.0C--	189	132S
	23.8	40.36	1166	2.32	15700	K083240.M_-_.3.0C--	189	132S
	21.0	45.66	1319	2.05	15700	K083245.M_-_.3.0C--	189	132S
	18.6	51.54	1489	1.82	15700	K083250.M_-_.3.0C--	189	132S
	15.4	62.47	1805	1.50	15700	K083263.M_-_.3.0C--	189	132S
	13.2	72.86	2105	1.29	15700	K083271.M_-_.3.0C--	189	132S
	12.0	80.03	2312	1.17	15700	K083280.M_-_.3.0C--	189	132S
	9.8	98.08	2833	0.96	15700	K0832100.M_-_.3.0C--	189	132S
	9.0	107.1	3094	0.88	15700	K0832112.M_-_.3.0C--	189	132S
	23.8	40.33	1165	3.69	35500	K093240.M_-_.3.0C--	242	132S
	21.4	44.89	1297	3.32	35500	K093245.M_-_.3.0C--	242	132S
	19.3	49.87	1441	2.98	35500	K093250.M_-_.3.0C--	242	132S
	15.7	61.00	1762	2.44	35500	K093263.M_-_.3.0C--	242	132S
	13.6	70.45	2035	2.11	35500	K093271.M_-_.3.0C--	242	132S
	12.3	77.78	2247	1.91	35500	K093280.M_-_.3.0C--	242	132S
	10.2	94.53	2731	1.57	35500	K0932100.M_-_.3.0C--	242	132S
	9.0	107.0	3091	1.39	35500	K0932112.M_-_.3.0C--	242	132S
	8.0	120.3	3476	1.24	35500	K0932125.M_-_.3.0C--	242	132S
	7.5	127.7	3583	1.20	35500	K0952125.M_-_.3.0C--	273	132S
	6.6	144.6	4055	1.06	35500	K0952140.M_-_.3.0C--	273	132S
	6.0	160.9	4515	0.95	35500	K0952160.M_-_.3.0C--	273	132S
	13.4	71.89	2077	3.46	43100	K103271.M_-_.3.0C--	366	132S
	11.6	82.83	2393	3.01	43100	K103280.M_-_.3.0C--	366	132S
	10.0	96.11	2776	2.59	43100	K1032100.M_-_.3.0C--	366	132S
	8.6	112.0	3236	2.23	43100	K1032112.M_-_.3.0C--	366	132S
	8.0	120.4	3477	2.08	43100	K1032125.M_-_.3.0C--	366	132S

NOTE

Other output speeds are available using 2 and 8 pole motors - Consult Application Engineering



SELECTION TABLES GEARED MOTORS

3.0 kW

6 POLE

N2 rpm	i	M2 Nm	Fm	N	Unit Designation	kg	
Output Speed	Ratio	Output Torque	Service Factor	Overhung Load	Column Entry <input type="text" value="1"/> - <input type="text" value="20"/> Blanks to be filled when entering order	Weight of base mount unit	Motor Size
7.0	137.3	3853	1.87	43100	K1052140_M_-__3.0C--	397	132S
5.8	166.8	4680	1.54	43100	K1052160_M_-__3.0C--	397	132S
4.5	211.4	5929	1.21	43100	K1052200_M_-__3.0C--	397	132S
3.7	259.6	7283	0.99	43100	K1052250_M_-__3.0C--	397	132S
3.4	285.4	8007	0.90	43100	K1052280_M_-__3.0C--	397	132S
7.9	121.1	3497	3.52	61300	K1232125_M_-__3.0C--	500	132S
7.2	133.1	3733	3.30	61300	K1252125_M_-__3.0C--	557	132S
6.5	148.7	4172	2.95	61300	K1252140_M_-__3.0C--	557	132S
5.6	172.2	4829	2.55	61300	K1252160_M_-__3.0C--	557	132S
4.7	206.0	5778	2.13	61300	K1252200_M_-__3.0C--	557	132S
4.1	231.4	6491	1.89	61300	K1252250_M_-__3.0C--	557	132S
3.6	267.9	7514	1.64	61300	K1252280_M_-__3.0C--	557	132S
3.2	301.9	8470	1.45	61300	K1252320_M_-__3.0C--	557	132S
2.5	377.8	10599	1.16	61300	K1252360_M_-__3.0C--	557	132S
2.3	410.5	11516	1.07	61300	K1252400_M_-__3.0C--	557	132S
2.1	451.5	12667	0.97	61300	K1252450_M_-__3.0C--	557	132S
1.9	504.7	14157	0.87	61300	K1252500_M_-__3.0C--	557	132S
3.8	251.0	7040	2.98	80000	K1552250_M_-__3.0C--	848	132S
3.4	281.9	7908	2.66	80000	K1552280_M_-__3.0C--	848	132S
3.0	322.9	9059	2.32	80000	K1552320_M_-__3.0C--	848	132S
2.6	362.8	10177	2.06	80000	K1552360_M_-__3.0C--	848	132S
2.4	398.9	11190	1.88	80000	K1552400_M_-__3.0C--	848	132S
2.1	460.3	12913	1.63	80000	K1552450_M_-__3.0C--	848	132S
1.8	520.0	14588	1.44	80000	K1552500_M_-__3.0C--	848	132S
1.7	559.0	15681	1.34	80000	K1552560_M_-__3.0C--	848	132S
1.6	614.9	17249	1.22	80000	K1552630_M_-__3.0C--	848	132S
1.4	706.5	19820	1.06	80000	K1552700_M_-__3.0C--	848	132S
1.2	801.2	22476	0.93	80000	K1552800_M_-__3.0C--	848	132S
1.1	909.2	25504	0.82	80000	K1552900_M_-__3.0C--	848	132S
1.5	627	17592	1.88	80000	K1652630_M_-__3.0C--	1479	132S
1.4	710	19915	1.66	80000	K1652710_M_-__3.0C--	1479	132S
1.2	783	21971	1.50	80000	K1652800_M_-__3.0C--	1479	132S
1.1	914	25631	1.29	80000	K1652900_M_-__3.0C--	1479	132S
0.93	1034	28994	1.14	80000	K165210C_M_-__3.0C--	1479	132S
0.88	1096	30746	1.07	80000	K165211C_M_-__3.0C--	1479	132S
0.79	1220	34239	0.96	80000	K165212C_M_-__3.0C--	1479	132S
0.69	1382	38759	0.85	80000	K165214C_M_-__3.0C--	1479	132S

NOTE

Other output speeds are available using 2 and 8 pole motors - Consult Application Engineering



SERIES K

SELECTION TABLES

GEARED MOTORS

3.7 kW
4 POLE

N2 rpm	i	M2 Nm	Fm	N	Unit Designation	kg	Motor Size
Output Speed	Ratio	Output Torque	Service Factor	Overhung Load	Column Entry 1 - 20 Blanks to be filled when entering order	Weight of base mount unit	
180	8.050	190	1.35	4080	K04328.0_M_-__3.7A--	67	112M
128	11.30	267	1.10	4191	K043211.0_M_-__3.7A--	67	112M
116	12.45	294	1.04	4238	K043212.0_M_-__3.7A--	67	112M
103	14.14	334	0.96	4312	K043214.0_M_-__3.7A--	67	112M
179	8.110	191	2.09	3986	K05328.0_M_-__3.7A--	79	112M
127	11.40	269	1.72	4018	K053211.0_M_-__3.7A--	79	112M
113	12.78	301	1.59	3992	K053212.0_M_-__3.7A--	79	112M
101	14.35	339	1.47	4820	K053214.0_M_-__3.7A--	79	112M
79.6	18.22	430	1.24	3751	K053218.0_M_-__3.7A--	79	112M
70.2	20.66	487	1.12	3625	K053220.0_M_-__3.7A--	79	112M
58.8	24.64	581	0.99	3748	K053225.0_M_-__3.7A--	79	112M
182	7.960	188	3.01	6362	K06328.0_M_-__3.7A--	87	112M
130	11.19	264	2.50	6375	K063211.0_M_-__3.7A--	87	112M
116	12.54	296	2.33	6643	K063212.0_M_-__3.7A--	87	112M
103	14.08	332	2.16	6731	K063214.0_M_-__3.7A--	87	112M
81.1	17.88	422	1.82	6680	K063218.0_M_-__3.7A--	87	112M
71.5	20.27	478	1.66	6611	K063220.0_M_-__3.7A--	87	112M
60.0	24.18	570	1.43	6461	K063225.0_M_-__3.7A--	87	112M
52.1	27.84	657	1.26	6671	K063228.0_M_-__3.7A--	87	112M
44.8	32.38	764	1.08	6990	K063232.0_M_-__3.7A--	87	112M
40.0	36.22	854	0.97	7224	K063236.0_M_-__3.7A--	87	112M
37.6	38.61	911	0.91	7349	K063240.0_M_-__3.7A--	87	112M
169	8.600	203	3.49	9912	K07328.0_M_-__3.7A--	105	112M
122	11.91	281	3.51	9867	K073211.0_M_-__3.7A--	105	112M
108	13.37	315	3.52	10062	K073212.0_M_-__3.7A--	105	112M
98.6	14.71	347	3.52	10257	K073214.0_M_-__3.7A--	105	112M
75.5	19.21	453	3.07	10746	K073218.0_M_-__3.7A--	105	112M
66.4	21.84	515	2.80	10941	K073220.0_M_-__3.7A--	105	112M
54.7	26.52	626	2.43	11302	K073225.0_M_-__3.7A--	105	112M
49.7	29.17	688	2.27	11348	K073228.0_M_-__3.7A--	105	112M
43.3	33.52	791	2.02	11466	K073232.0_M_-__3.7A--	105	112M
38.1	38.01	897	1.85	11567	K073236.0_M_-__3.7A--	105	112M
34.6	41.92	989	1.69	11598	K073240.0_M_-__3.7A--	105	112M
30.2	48.01	1133	1.47	11102	K073245.0_M_-__3.7A--	105	112M
26.7	54.28	1280	1.30	11263	K073250.0_M_-__3.7A--	105	112M
23.0	62.94	1485	1.12	11809	K073263.0_M_-__3.7A--	105	112M
19.3	75.07	1771	0.94	12380	K073271.0_M_-__3.7A--	105	112M
57.2	25.35	598	4.16	14165	K083225.0_M_-__3.7A--	160	112M
50.8	28.56	674	3.79	14556	K083228.0_M_-__3.7A--	160	112M
43.6	33.24	784	3.37	14857	K083232.0_M_-__3.7A--	160	112M
39.3	36.88	870	3.12	14469	K083236.0_M_-__3.7A--	160	112M
35.9	40.36	952	2.85	14469	K083240.0_M_-__3.7A--	160	112M
31.8	45.66	1077	2.52	14469	K083245.0_M_-__3.7A--	160	112M
28.1	51.54	1216	2.23	15337	K083250.0_M_-__3.7A--	160	112M
23.2	62.47	1474	1.84	15700	K083263.0_M_-__3.7A--	160	112M
19.9	72.86	1719	1.58	15700	K083271.0_M_-__3.7A--	160	112M
18.1	80.03	1888	1.44	15700	K083280.0_M_-__3.7A--	160	112M
14.8	98.08	2314	1.17	15700	K0832100.0_M_-__3.7A--	160	112M
13.5	107.1	2526	1.07	15700	K0832112.0_M_-__3.7A--	160	112M
11.8	123.3	2909	0.93	15700	K0832125.0_M_-__3.7A--	160	112M
32.3	44.89	1059	4.06	35500	K093245.0_M_-__3.7A--	213	112M
29.1	49.87	1176	3.66	35500	K093250.0_M_-__3.7A--	213	112M
23.8	61.00	1439	2.99	35500	K093263.0_M_-__3.7A--	213	112M
20.6	70.45	1662	2.59	35500	K093271.0_M_-__3.7A--	213	112M
18.6	77.78	1835	2.34	35500	K093280.0_M_-__3.7A--	213	112M
15.3	94.53	2230	1.93	35500	K0932100.0_M_-__3.7A--	213	112M
13.6	107.0	2524	1.70	35500	K0932112.0_M_-__3.7A--	213	112M
12.1	120.3	2838	1.52	35500	K0932125.0_M_-__3.7A--	213	112M
11.4	127.7	3013	1.43	35500	K0952125.0_M_-__3.7A--	244	112M
10.0	144.6	3410	1.26	35500	K0952140.0_M_-__3.7A--	244	112M
9.0	160.9	3796	1.13	35500	K0952160.0_M_-__3.7A--	244	112M

NOTE

Other output speeds are available using 2 and 8 pole motors - Consult Application Engineering



SELECTION TABLES GEARED MOTORS

3.7 kW

4 POLE

N2 rpm	i	M2 Nm	Fm	N	Unit Designation	kg	
Output Speed	Ratio	Output Torque	Service Factor	Overhung Load	Column Entry <input type="text" value="1"/> - <input type="text" value="20"/> Blanks to be filled when entering order	Weight of base mount unit	Motor Size
17.5	82.83	1954	3.68	43100	K103280_M_-_.3.7A--	337	112M
15.1	96.11	2267	3.17	43100	K1032100_M_-_.3.7A--	337	112M
12.9	112.0	2643	2.72	43100	K1032112_M_-_.3.7A--	337	112M
12.0	120.4	2839	2.53	43100	K1032125_M_-_.3.7A--	337	112M
10.6	137.3	3239	2.22	43100	K1052140_M_-_.3.7A--	369	112M
8.7	166.8	3936	1.83	43100	K1052160_M_-_.3.7A--	369	112M
6.9	211.4	4986	1.44	43100	K1052200_M_-_.3.7A--	369	112M
5.6	259.6	6124	1.17	43100	K1052250_M_-_.3.7A--	369	112M
5.1	285.4	6733	1.07	43100	K1052280_M_-_.3.7A--	369	112M
4.6	317.2	7482	0.96	43100	K1052320_M_-_.3.7A--	369	112M
12.0	121.1	2857	4.31	43100	K1232125_M_-_.3.7A--	369	112M
10.9	133.1	3139	3.92	61300	K1252125_M_-_.3.7A--	529	112M
9.8	148.7	3508	3.51	61300	K1252140_M_-_.3.7A--	529	112M
8.4	172.2	4061	3.03	61300	K1252160_M_-_.3.7A--	529	112M
7.0	206.0	4859	2.53	61300	K1252200_M_-_.3.7A--	529	112M
6.3	231.4	5458	2.25	61300	K1252250_M_-_.3.7A--	529	112M
5.4	267.9	6319	1.95	61300	K1252280_M_-_.3.7A--	529	112M
4.8	301.9	7123	1.73	61300	K1252320_M_-_.3.7A--	529	112M
3.8	377.8	8912	1.38	61300	K1252360_M_-_.3.7A--	529	112M
3.5	410.5	9683	1.27	61300	K1252400_M_-_.3.7A--	529	112M
3.2	451.5	10651	1.15	61300	K1252450_M_-_.3.7A--	529	112M
2.9	504.7	11905	1.03	61300	K1252500_M_-_.3.7A--	529	112M
2.5	584.2	13781	0.89	61300	K1252560_M_-_.3.7A--	529	112M
5.8	251.0	5920	3.55	80000	K1552250_M_-_.3.7A--	820	112M
5.1	281.9	6650	3.16	80000	K1552280_M_-_.3.7A--	820	112M
4.5	322.9	7618	2.76	80000	K1552320_M_-_.3.7A--	820	112M
4.0	362.8	8557	2.45	80000	K1552360_M_-_.3.7A--	820	112M
3.6	398.9	9409	2.23	80000	K1552400_M_-_.3.7A--	820	112M
3.1	460.3	10859	1.84	80000	K1552450_M_-_.3.7A--	820	112M
2.8	520.0	12267	1.71	80000	K1552500_M_-_.3.7A--	820	112M
2.6	559.0	13185	1.59	80000	K1552560_M_-_.3.7A--	820	112M
2.4	614.9	14504	1.45	80000	K1552630_M_-_.3.7A--	820	112M
2.1	706.5	16666	1.26	80000	K1552700_M_-_.3.7A--	820	112M
1.8	801.2	18899	1.11	80000	K1552800_M_-_.3.7A--	820	112M
1.6	909.2	21446	0.98	80000	K1552900_M_-_.3.7A--	820	112M
1.4	1031	24319	0.86	80000	K155210C_M_-_.3.7A--	820	112M
2.3	627	14793	2.23	80000	K1652630_M_-_.3.7A--	1453	112M
2.0	710	16746	1.97	80000	K1652710_M_-_.3.7A--	1453	112M
1.9	783	18475	1.79	80000	K1652800_M_-_.3.7A--	1453	112M
1.6	914	21552	1.53	80000	K1652900_M_-_.3.7A--	1453	112M
1.4	1034	24381	1.35	80000	K165210C_M_-_.3.7A--	1453	112M
1.3	1096	25854	1.28	80000	K165211C_M_-_.3.7A--	1453	112M
1.2	1220	28790	1.15	80000	K165212C_M_-_.3.7A--	1453	112M
1.0	1382	32591	1.01	80000	K165214C_M_-_.3.7A--	1453	112M

NOTE

Other output speeds are available using 2 and 8 pole motors - Consult Application Engineering



SELECTION TABLES GEARED MOTORS

3.7 kW
6 POLE

N2 rpm	i	M2 Nm	Fm	N	Unit Designation	kg	
Output Speed	Ratio	Output Torque	Service Factor	Overhung Load	Column Entry 1 - 20 Blanks to be filled when entering order	Weight of base mount unit	Motor Size
118	8.110	289	1.53	3508	K05328.0_M_-_.3.7C--	107	132S
84.2	11.40	406	1.22	3655	K053211._M_-_.3.7C--	107	132S
75.1	12.78	455	1.13	3721	K053212._M_-_.3.7C--	107	132S
66.9	14.35	511	1.04	3787	K053214._M_-_.3.7C--	107	132S
52.7	18.22	649	0.88	3938	K053218._M_-_.3.7C--	107	132S
121	7.960	284	2.21	5859	K06328.0_M_-_.3.7C--	115	132S
85.8	11.19	399	1.78	6078	K063211._M_-_.3.7C--	115	132S
76.6	12.54	447	1.65	6179	K063212._M_-_.3.7C--	115	132S
68.2	14.08	502	1.52	6276	K063214._M_-_.3.7C--	115	132S
53.7	17.88	637	1.27	6577	K063218._M_-_.3.7C--	115	132S
47.4	20.27	722	1.14	6879	K063220._M_-_.3.7C--	115	132S
39.7	24.18	862	0.96	7235	K063225._M_-_.3.7C--	115	132S
112	8.600	306	2.32	10362	K07328.0_M_-_.3.7C--	133	132S
80.6	11.91	424	2.33	10151	K073211._M_-_.3.7C--	133	132S
71.8	13.37	476	2.33	10824	K073212._M_-_.3.7C--	133	132S
65.3	14.71	524	2.33	11049	K073214._M_-_.3.7C--	133	132S
50.0	19.21	684	2.18	11390	K073218._M_-_.3.7C--	133	132S
44.0	21.84	778	1.99	11453	K073220._M_-_.3.7C--	133	132S
36.2	26.52	945	1.70	11547	K073225._M_-_.3.7C--	133	132S
32.9	29.17	1039	1.59	11557	K073228._M_-_.3.7C--	133	132S
28.6	33.52	1194	1.40	11003	K073232._M_-_.3.7C--	133	132S
25.3	38.01	1354	1.23	11501	K073236._M_-_.3.7C--	133	132S
22.9	41.92	1494	1.12	11788	K073240._M_-_.3.7C--	133	132S
20.0	48.01	1711	0.98	12311	K073245._M_-_.3.7C--	133	132S
118	8.130	290	3.66	12077	K08328.0_M_-_.3.7C--	189	132S
83.3	11.52	410	3.68	13073	K083211._M_-_.3.7C--	189	132S
75.0	12.80	456	3.68	13419	K083212._M_-_.3.7C--	189	132S
67.4	14.24	507	3.67	13741	K083214._M_-_.3.7C--	189	132S
52.1	18.41	656	3.67	14648	K083218._M_-_.3.7C--	189	132S
46.4	20.67	736	3.52	14736	K083220._M_-_.3.7C--	189	132S
37.9	25.35	903	3.00	15157	K083225._M_-_.3.7C--	189	132S
33.6	28.56	1018	2.66	15337	K083228._M_-_.3.7C--	189	132S
28.9	33.24	1184	2.29	15337	K083232._M_-_.3.7C--	189	132S
26.0	36.88	1314	2.06	15337	K083236._M_-_.3.7C--	189	132S
23.8	40.36	1438	1.88	15337	K083240._M_-_.3.7C--	189	132S
21.0	45.66	1627	1.67	14849	K083245._M_-_.3.7C--	189	132S
18.6	51.54	1836	1.48	14526	K083250._M_-_.3.7C--	189	132S
15.4	62.47	2226	1.22	15276	K083263._M_-_.3.7C--	189	132S
13.2	72.86	2596	1.04	15700	K083271._M_-_.3.7C--	189	132S
12.0	80.03	2851	0.95	15700	K083280._M_-_.3.7C--	189	132S
27.0	35.62	1269	3.39	35500	K093236._M_-_.3.7C--	242	132S
23.8	40.33	1437	2.99	35500	K093240._M_-_.3.7C--	242	132S
21.4	44.89	1599	2.69	35500	K093245._M_-_.3.7C--	242	132S
19.3	49.87	1777	2.42	35500	K093250._M_-_.3.7C--	242	132S
15.7	61.00	2173	1.98	35500	K093263._M_-_.3.7C--	242	132S
13.6	70.45	2510	1.71	35500	K093271._M_-_.3.7C--	242	132S
12.3	77.78	2771	1.55	35500	K093280._M_-_.3.7C--	242	132S
10.2	94.53	3368	1.28	35500	K0932100_M_-_.3.7C--	242	132S
9.0	107.0	3812	1.13	35500	K0932112_M_-_.3.7C--	242	132S
8.0	120.3	4286	1.00	35500	K0932125_M_-_.3.7C--	242	132S
19.0	50.41	1796	4.00	43100	K103250._M_-_.3.7C--	366	132S
16.1	59.58	2123	3.39	43100	K103263._M_-_.3.7C--	366	132S
13.4	71.89	2561	2.81	43100	K103271._M_-_.3.7C--	366	132S
11.6	82.83	2951	2.44	43100	K103280._M_-_.3.7C--	366	132S
10.0	96.11	3424	2.10	43100	K1032100_M_-_.3.7C--	366	132S
8.6	112.0	3992	1.80	43100	K1032112_M_-_.3.7C--	366	132S
8.0	120.4	4288	1.68	43100	K1032125_M_-_.3.7C--	366	132S
7.0	137.3	4893	1.47	43100	K1052140_M_-_.3.7C--	397	132S
5.8	166.8	5944	1.21	43100	K1052160_M_-_.3.7C--	397	132S
4.5	211.4	7531	0.95	43100	K1052200_M_-_.3.7C--	397	132S
11.6	83.10	2961	4.15	61300	K123280._M_-_.3.7C--	500	132S
9.9	97.07	3459	3.56	61300	K1232100_M_-_.3.7C--	500	132S
8.4	113.8	4054	3.03	61300	K1232112_M_-_.3.7C--	500	132S
7.9	121.1	4313	2.85	61300	K1232125_M_-_.3.7C--	500	132S

NOTE

Other output speeds are available using 2 and 8 pole motors - Consult Application Engineering



SELECTION TABLES GEARED MOTORS

3.7 kW
6 POLE

N2 rpm	i	M2 Nm	Fm	N	Unit Designation	kg	
Output Speed	Ratio	Output Torque	Service Factor	Overhung Load	Column Entry 1 - 20 Blanks to be filled when entering order	Weight of base mount unit	Motor Size
7.2	133.1	4741	2.59	61300	K1252125_M_ _ 3.7C--	557	132S
6.5	148.7	5298	2.32	61300	K1252140_M_ _ 3.7C--	557	132S
5.6	172.2	6134	2.01	61300	K1252160_M_ _ 3.7C--	557	132S
4.7	206.0	7339	1.68	61300	K1252200_M_ _ 3.7C--	557	132S
4.1	231.4	8244	1.49	61300	K1252250_M_ _ 3.7C--	557	132S
3.6	267.9	9544	1.29	61300	K1252280_M_ _ 3.7C--	557	132S
3.2	301.9	10758	1.14	61300	K1252320_M_ _ 3.7C--	557	132S
2.5	377.8	13462	0.91	61300	K1252360_M_ _ 3.7C--	557	132S
6.3	152.1	5419	3.88	80000	K1532140_M_ _ 3.7C--	784	132S
5.7	168.6	6006	3.50	80000	K1552160_M_ _ 3.7C--	848	132S
5.3	181.2	6455	3.25	80000	K1552200_M_ _ 3.7C--	848	132S
3.8	251.0	8942	2.35	80000	K1552250_M_ _ 3.7C--	848	132S
3.4	281.9	10044	2.09	80000	K1552280_M_ _ 3.7C--	848	132S
3.0	322.9	11506	1.83	80000	K1552320_M_ _ 3.7C--	848	132S
2.6	362.8	12925	1.62	80000	K1552360_M_ _ 3.7C--	848	132S
2.4	398.9	14212	1.48	80000	K1552400_M_ _ 3.7C--	848	132S
2.1	460.3	16401	1.28	80000	K1552450_M_ _ 3.7C--	848	132S
1.8	520.0	18528	1.13	80000	K1552500_M_ _ 3.7C--	848	132S
1.7	559.0	19915	1.05	80000	K1552560_M_ _ 3.7C--	848	132S
1.6	614.9	21907	0.96	80000	K1552630_M_ _ 3.7C--	848	132S
1.5	627.1	22343	1.48	80000	K1652630_M_ _ 3.7C--	1479	132S
1.4	709.9	25293	1.30	80000	K1652700_M_ _ 3.7C--	1479	132S
1.1	913.7	32553	1.01	80000	K1652900_M_ _ 3.7C--	1479	132S
0.93	1034	36825	0.90	80000	K165210C_M_ _ 3.7C--	1479	132S

5.5 kW
4 POLE

179	8.11	284	1.40	2922	K05328.0_M_ _ 5.5A--	107	132S
127	11.40	400	1.16	2903	K053211_M_ _ 5.5A--	107	132S
113	12.78	448	1.07	2940	K053212_M_ _ 5.5A--	107	132S
101	14.35	503	0.99	2983	K053214_M_ _ 5.5A--	107	132S
79.6	18.22	639	0.83	3141	K053218_M_ _ 5.5A--	107	132S
182	7.96	279	2.03	5032	K06328.0_M_ _ 5.5A--	115	132S
130	11.19	392	1.68	4886	K063211_M_ _ 5.5A--	115	132S
116	12.54	440	1.57	4943	K063212_M_ _ 5.5A--	115	132S
103	14.08	494	1.45	5022	K063214_M_ _ 5.5A--	115	132S
81.1	17.88	627	1.22	5235	K063218_M_ _ 5.5A--	115	132S
71.5	20.27	711	1.11	5351	K063220_M_ _ 5.5A--	115	132S
60.0	24.18	848	0.96	5637	K063225_M_ _ 5.5A--	115	132S
169	8.60	302	2.37	8915	K07328.0_M_ _ 5.5A--	133	132S
122	11.91	418	2.37	9444	K073211_M_ _ 5.5A--	133	132S
108	13.37	469	2.37	9575	K073212_M_ _ 5.5A--	133	132S
98.6	14.71	516	2.37	9705	K073214_M_ _ 5.5A--	133	132S
75.5	19.21	674	2.06	9965	K073218_M_ _ 5.5A--	133	132S
66.4	21.84	766	1.88	10027	K073220_M_ _ 5.5A--	133	132S
54.7	26.52	930	1.63	10127	K073225_M_ _ 5.5A--	133	132S
49.7	29.17	1023	1.53	10049	K073228_M_ _ 5.5A--	133	132S
43.3	33.52	1175	1.36	9935	K073232_M_ _ 5.5A--	133	132S
38.1	38.01	1333	1.25	9792	K073236_M_ _ 5.5A--	133	132S
34.6	41.92	1470	1.14	9600	K073240_M_ _ 5.5A--	133	132S
30.2	48.01	1683	0.99	9587	K073245_M_ _ 5.5A--	133	132S
26.7	54.28	1903	0.88	10000	K073250_M_ _ 5.5A--	133	132S
178	8.13	285	3.72	11193	K08328.0_M_ _ 5.5A--	189	132S
126	11.52	404	3.71	11645	K083211_M_ _ 5.5A--	189	132S
113	12.80	449	3.72	11916	K083212_M_ _ 5.5A--	189	132S
102	14.24	499	3.73	12174	K083214_M_ _ 5.5A--	189	132S
78.8	18.41	646	3.62	12711	K083218_M_ _ 5.5A--	189	132S
70.1	20.67	725	3.30	12911	K083220_M_ _ 5.5A--	189	132S
57.2	25.35	889	2.80	13373	K083225_M_ _ 5.5A--	189	132S
50.8	28.56	1001	2.55	13554	K083228_M_ _ 5.5A--	189	132S
43.6	33.24	1166	2.28	13697	K083232_M_ _ 5.5A--	189	132S

NOTE

Other output speeds are available using 2 and 8 pole motors - Consult Application Engineering



SELECTION TABLES GEARED MOTORS

5.5 kW
4 POLE

N2 rpm	i	M2 Nm	Fm	N	Unit Designation	kg	
Output Speed	Ratio	Output Torque	Service Factor	Overhung Load	Column Entry <input type="text" value="1"/> - <input type="text" value="20"/> Blanks to be filled when entering order	Weight of base mount unit	Motor Size
39.3	36.88	1293	2.10	13812	K083236_M_5.5A--	189	132S
35.9	40.36	1415	1.91	13821	K083240_M_5.5A--	189	132S
31.8	45.66	1601	1.69	13838	K083245_M_5.5A--	189	132S
28.1	51.54	1807	1.50	13711	K083250_M_5.5A--	189	132S
23.2	62.47	2191	1.24	13154	K083263_M_5.5A--	189	132S
19.9	72.86	2555	1.06	12900	K083271_M_5.5A--	189	132S
18.1	80.03	2806	0.97	12766	K083280_M_5.5A--	189	132S
40.7	35.62	1249	3.37	35500	K093236_M_5.5A--	242	132S
36.0	40.33	1414	3.04	35500	K093240_M_5.5A--	242	132S
32.3	44.89	1574	2.73	35500	K093245_M_5.5A--	242	132S
29.1	49.87	1749	2.46	35500	K093250_M_5.5A--	242	132S
23.8	61.00	2139	2.01	35500	K093263_M_5.5A--	242	132S
20.6	70.45	2470	1.74	35500	K093271_M_5.5A--	242	132S
18.6	77.78	2727	1.58	35500	K093280_M_5.5A--	242	132S
15.3	94.53	3315	1.30	35500	K0932100_M_5.5A--	242	132S
13.6	107.0	3752	1.15	35500	K0932112_M_5.5A--	242	132S
12.1	120.3	4219	1.02	35500	K0932125_M_5.5A--	242	132S
24.3	59.58	2089	3.44	43100	K103263_M_5.5A--	366	132S
20.2	71.89	2521	2.85	43100	K103271_M_5.5A--	366	132S
17.5	82.83	2904	2.48	43100	K103280_M_5.5A--	366	132S
15.1	96.11	3370	2.13	43100	K1032100_M_5.5A--	366	132S
12.9	112.0	3928	1.84	43100	K1032112_M_5.5A--	366	132S
12.0	120.4	4220	1.71	43100	K1032125_M_5.5A--	366	132S
10.6	137.3	4676	1.54	43100	K1052140_M_5.5A--	397	132S
8.7	166.8	5681	1.27	43100	K1052160_M_5.5A--	397	132S
6.9	211.4	7197	1.00	43100	K1052200_M_5.5A--	397	132S
5.6	259.6	8840	0.81	43100	K1052250_M_5.5A--	397	132S
14.9	97.07	3404	3.61	61300	K1232100_M_5.5A--	500	132S
12.7	113.8	3990	3.08	61300	K1232112_M_5.5A--	500	132S
12.0	121.1	4245	2.90	61300	K1232125_M_5.5A--	500	132S
10.9	133.1	4531	2.71	61300	K1252125_M_5.5A--	557	132S
9.8	148.7	5064	2.43	61300	K1252140_M_5.5A--	557	132S
8.4	172.2	5862	2.10	61300	K1252160_M_5.5A--	557	132S
7.0	206.0	7014	1.75	61300	K1252200_M_5.5A--	557	132S
6.3	231.4	7879	1.56	61300	K1252250_M_5.5A--	557	132S
5.4	267.9	9121	1.35	61300	K1252280_M_5.5A--	557	132S
4.8	301.9	10281	1.20	61300	K1252320_M_5.5A--	557	132S
3.8	377.8	12865	0.96	61300	K1252360_M_5.5A--	557	132S
3.5	410.5	13977	0.88	61300	K1252400_M_5.5A--	557	132S
8.6	168.6	5740	3.66	80000	K1552160_M_5.5A--	848	132S
8.0	181.2	6169	3.40	80000	K1552200_M_5.5A--	848	132S
5.8	251.0	8545	2.46	80000	K1552250_M_5.5A--	848	132S
5.1	281.9	9599	2.19	80000	K1552280_M_5.5A--	848	132S
4.5	322.9	10996	1.91	80000	K1552320_M_5.5A--	848	132S
4.0	362.8	12352	1.70	80000	K1552360_M_5.5A--	848	132S
3.6	398.9	13582	1.55	80000	K1552400_M_5.5A--	848	132S
3.1	460.3	15674	1.34	80000	K1552450_M_5.5A--	848	132S
2.8	520.0	17707	1.19	80000	K1552500_M_5.5A--	848	132S
2.6	559.0	19033	1.10	80000	K1552560_M_5.5A--	848	132S
2.4	614.9	20936	1.00	80000	K1552630_M_5.5A--	848	132S
2.1	706.5	24058	0.87	80000	K1552700_M_5.5A--	848	132S
2.3	627.1	21353	1.55	80000	K1652630_M_5.5A--	1482	132M
2.0	709.9	24172	1.37	80000	K1652700_M_5.5A--	1479	132S
1.6	913.7	31110	1.06	80000	K1652900_M_5.5A--	1479	132S
1.4	1034	35193	0.94	80000	K165210C_M_5.5A--	1479	132S
1.3	1096	37336	0.88	80000	K165211C_M_5.5A--	1479	132S

NOTE

Other output speeds are available using 2 and 8 pole motors - Consult Application Engineering



SERIES K

SELECTION TABLES

GEARED MOTORS

5.5 kW
6 POLE

N2 rpm	i	M2 Nm	Fm	N	Unit Designation	kg	
Output Speed	Ratio	Output Torque	Service Factor	Overhung Load	Column Entry 1 - 20 Blanks to be filled when entering order	Weight of base mount unit	Motor Size
118	8.11	430	1.03	3115	K05328.0_M_-_.5.5C--	110	132M
84.2	11.40	604	0.82	3245	K053211._M_-_.5.5C--	110	132M
121	7.96	422	1.48	5202	K06328.0_M_-_.5.5C--	118	132M
85.8	11.19	593	1.20	5397	K063211._M_-_.5.5C--	118	132M
76.6	12.54	664	1.11	5486	K063212._M_-_.5.5C--	118	132M
68.2	14.08	746	1.03	5573	K063214._M_-_.5.5C--	118	132M
53.7	17.88	947	0.86	5840	K063218._M_-_.5.5C--	118	132M
112	8.60	455	1.57	9530	K07328.0_M_-_.5.5C--	136	132M
80.6	11.91	631	1.57	9920	K073211._M_-_.5.5C--	136	132M
71.8	13.37	708	1.57	10000	K073212._M_-_.5.5C--	136	132M
65.3	14.71	779	1.57	10100	K073214._M_-_.5.5C--	136	132M
50.0	19.21	1017	1.46	10100	K073218._M_-_.5.5C--	136	132M
44.0	21.84	1157	1.34	9960	K073220._M_-_.5.5C--	136	132M
36.2	26.52	1405	1.15	9670	K073225._M_-_.5.5C--	136	132M
32.9	29.17	1545	1.07	9440	K073228._M_-_.5.5C--	136	132M
28.6	33.52	1775	0.94	9769	K073232._M_-_.5.5C--	136	132M
25.3	38.01	2013	0.83	10211	K073236._M_-_.5.5C--	136	132M
118	8.13	431	2.48	11801	K08328.0_M_-_.5.5C--	192	132M
83.3	11.52	610	2.48	12607	K083211._M_-_.5.5C--	192	132M
75.0	12.80	678	2.48	12859	K083212._M_-_.5.5C--	192	132M
67.4	14.24	754	2.48	13085	K083214._M_-_.5.5C--	192	132M
52.1	18.41	975	2.48	13523	K083218._M_-_.5.5C--	192	132M
46.4	20.67	1095	2.38	13636	K083220._M_-_.5.5C--	192	132M
37.9	25.35	1343	2.02	13785	K083225._M_-_.5.5C--	192	132M
33.6	28.56	1513	1.79	13796	K083228._M_-_.5.5C--	192	132M
28.9	33.24	1760	1.54	13728	K083232._M_-_.5.5C--	192	132M
26.0	36.88	1953	1.39	13557	K083236._M_-_.5.5C--	192	132M
23.8	40.36	2138	1.27	13066	K083240._M_-_.5.5C--	192	132M
21.0	45.66	2418	1.12	12297	K083245._M_-_.5.5C--	192	132M
18.6	51.54	2730	0.99	12672	K083250._M_-_.5.5C--	192	132M
15.4	62.47	3309	0.82	13563	K083263._M_-_.5.5C--	192	132M
27.0	35.62	1887	2.28	35500	K093236._M_-_.5.5C--	245	132M
23.8	40.33	2136	2.01	35500	K093240._M_-_.5.5C--	245	132M
21.4	44.89	2377	1.81	35500	K093245._M_-_.5.5C--	245	132M
19.3	49.87	2641	1.63	35500	K093250._M_-_.5.5C--	245	132M
15.7	61.00	3231	1.34	35500	K093263._M_-_.5.5C--	245	132M
13.6	70.45	3731	1.15	35500	K093271._M_-_.5.5C--	245	132M
12.3	77.78	4119	1.04	35500	K093280._M_-_.5.5C--	245	132M
10.2	94.53	5007	0.86	35500	K0932100_M_-_.5.5C--	245	132M
25.7	37.34	1978	3.64	43100	K103236._M_-_.5.5C--	369	132M
23.1	41.49	2197	3.27	43100	K103240._M_-_.5.5C--	369	132M
21.2	45.37	2403	3.00	43100	K103245._M_-_.5.5C--	369	132M
19.0	50.41	2670	2.71	43100	K103250._M_-_.5.5C--	369	132M
16.1	59.58	3156	2.28	43100	K103263._M_-_.5.5C--	369	132M
13.4	71.89	3807	1.89	43100	K103271._M_-_.5.5C--	369	132M
11.6	82.83	4387	1.65	43100	K103280._M_-_.5.5C--	369	132M
10.0	96.11	5090	1.41	43100	K1032100_M_-_.5.5C--	369	132M
8.6	112.0	5933	1.22	43100	K1032112_M_-_.5.5C--	369	132M
8.0	120.4	6375	1.14	43100	K1032125_M_-_.5.5C--	369	132M
7.0	137.3	7063	1.02	43100	K1052140_M_-_.5.5C--	400	132M
5.8	166.8	8581	0.84	43100	K1052160_M_-_.5.5C--	400	132M
15.8	60.77	3219	3.82	61300	K123263._M_-_.5.5C--	503	132M
12.9	74.62	3952	3.11	61300	K123271._M_-_.5.5C--	503	132M
11.6	83.10	4401	2.79	61300	K123280._M_-_.5.5C--	503	132M
9.9	97.07	5141	2.39	61300	K1232100_M_-_.5.5C--	503	132M
8.4	113.8	6027	2.04	61300	K1232112_M_-_.5.5C--	503	132M
7.9	121.1	6412	1.92	61300	K1232125_M_-_.5.5C--	503	132M
7.2	133.1	6843	1.80	61300	K1252125_M_-_.5.5C--	560	132M
6.5	148.7	7648	1.61	61300	K1252140_M_-_.5.5C--	560	132M
5.6	172.2	8854	1.39	61300	K1252160_M_-_.5.5C--	560	132M
4.7	206.0	10594	1.16	61300	K1252200_M_-_.5.5C--	560	132M
4.1	231.4	11901	1.03	61300	K1252250_M_-_.5.5C--	560	132M
3.6	267.9	13776	0.89	61300	K1252280_M_-_.5.5C--	560	132M

NOTE

Other output speeds are available using 2 and 8 pole motors - Consult Application Engineering



SELECTION TABLES GEARED MOTORS

5.5 kW

6 POLE

N2 rpm	i	M2 Nm	Fm	N	Unit Designation	kg	
Output Speed	Ratio	Output Torque	Service Factor	Overhung Load	Column Entry <input type="text" value="1"/> - <input type="text" value="20"/> Blanks to be filled when entering order	Weight of base mount unit	Motor Size
8.3	115.6	6124	3.27	80000	K1532112_M_-_.5.5C--	787	132M
7.1	135.6	7181	2.92	80000	K1532125_M_-_.5.5C--	787	132M
6.3	152.1	8055	2.61	80000	K1532140_M_-_.5.5C--	787	132M
5.7	168.6	8669	2.42	80000	K1552160_M_-_.5.5C--	851	132M
5.3	181.2	9318	2.25	80000	K1552200_M_-_.5.5C--	851	132M
3.8	251.0	12907	1.63	80000	K1552250_M_-_.5.5C--	851	132M
3.4	281.9	14499	1.45	80000	K1552280_M_-_.5.5C--	851	132M
3.0	322.9	16609	1.26	80000	K1552320_M_-_.5.5C--	851	132M
2.6	362.8	18657	1.13	80000	K1552360_M_-_.5.5C--	851	132M
2.4	398.9	20514	1.02	80000	K1552400_M_-_.5.5C--	851	132M
2.1	460.3	23675	0.89	80000	K1552450_M_-_.5.5C--	851	132M
1.5	627.1	32252	1.02	80000	K1652630_M_-_.5.5C--	1482	132M
1.4	709.9	36510	0.90	80000	K1652700_M_-_.5.5C--	1482	132M
1.2	783.2	40281	0.82	80000	K1652800_M_-_.5.5C--	1482	132M

7.5 kW

4 POLE

179	8.11	388	1.03	2663	K05328.0_M_-_.7.5A--	110	132M
127	11.40	545	0.85	2645	K053211._M_-_.7.5A--	110	132M
182	7.96	381	1.49	4585	K06328.0_M_-_.7.5A--	118	132M
130	11.19	535	1.23	4452	K063211._M_-_.7.5A--	118	132M
116	12.54	600	1.15	4504	K063212._M_-_.7.5A--	118	132M
103	14.08	673	1.06	4576	K063214._M_-_.7.5A--	118	132M
81.1	17.88	855	0.90	4770	K063218._M_-_.7.5A--	118	132M
71.5	20.27	969	0.82	4876	K063220._M_-_.7.5A--	118	132M
169	8.60	411	1.74	8295	K07328.0_M_-_.7.5A--	136	132M
122	11.91	569	1.74	8570	K073211._M_-_.7.5A--	136	132M
108	13.37	639	1.74	8610	K073212._M_-_.7.5A--	136	132M
98.6	14.71	703	1.74	8645	K073214._M_-_.7.5A--	136	132M
75.5	19.21	919	1.51	8585	K073218._M_-_.7.5A--	136	132M
66.4	21.84	1044	1.38	8465	K073220._M_-_.7.5A--	136	132M
54.7	26.52	1268	1.20	8204	K073225._M_-_.7.5A--	136	132M
49.7	29.17	1395	1.12	7957	K073228._M_-_.7.5A--	136	132M
43.3	33.52	1603	1.00	7532	K073232._M_-_.7.5A--	136	132M
38.1	38.01	1817	0.91	7990	K073236._M_-_.7.5A--	136	132M
34.6	41.92	2004	0.83	8322	K073240._M_-_.7.5A--	136	132M
178	8.13	389	2.74	10704	K08328.0_M_-_.7.5A--	192	132M
126	11.52	551	2.74	10945	K083211._M_-_.7.5A--	192	132M
113	12.80	612	2.74	11138	K083212._M_-_.7.5A--	192	132M
102	14.24	681	2.74	11310	K083214._M_-_.7.5A--	192	132M
78.8	18.41	880	2.66	11648	K083218._M_-_.7.5A--	192	132M
70.1	20.67	988	2.42	11775	K083220._M_-_.7.5A--	192	132M
57.2	25.35	1212	2.05	11842	K083225._M_-_.7.5A--	192	132M
50.8	28.56	1366	1.87	11829	K083228._M_-_.7.5A--	192	132M
43.6	33.24	1589	1.67	11696	K083232._M_-_.7.5A--	192	132M
39.3	36.88	1763	1.54	11586	K083236._M_-_.7.5A--	192	132M
35.9	40.36	1930	1.40	11388	K083240._M_-_.7.5A--	192	132M
31.8	45.66	2183	1.24	11075	K083245._M_-_.7.5A--	192	132M
28.1	51.54	2464	1.10	10600	K083250._M_-_.7.5A--	192	132M
23.2	62.47	2987	0.91	10586	K083263._M_-_.7.5A--	192	132M
40.7	35.62	1703	2.47	35500	K093236._M_-_.7.5A--	245	132M
36.0	40.33	1928	2.23	35500	K093240._M_-_.7.5A--	245	132M
32.3	44.89	2146	2.00	35500	K093245._M_-_.7.5A--	245	132M
29.1	49.87	2385	1.80	35500	K093250._M_-_.7.5A--	245	132M
23.8	61.00	2917	1.47	35500	K093263._M_-_.7.5A--	245	132M
20.6	70.45	3369	1.28	35500	K093271._M_-_.7.5A--	245	132M
18.6	77.78	3719	1.16	35500	K093280._M_-_.7.5A--	245	132M
15.3	94.53	4520	0.95	35500	K0932100_M_-_.7.5A--	245	132M

NOTE

Other output speeds are available using 2 and 8 pole motors - Consult Application Engineering



SELECTION TABLES GEARED MOTORS

7.5 kW

4 POLE

N2 rpm	i	M2 Nm	Fm	N	Unit Designation	kg	
Output Speed	Ratio	Output Torque	Service Factor	Overhung Load	Column Entry <input type="text" value="1"/> - <input type="text" value="20"/> Blanks to be filled when entering order	Weight of base mount unit	Motor Size
34.9	41.49	1984	3.62	43100	K103240_M_-__7.5A--	369	132M
32.0	45.37	2169	3.32	43100	K103245_M_-__7.5A--	369	132M
28.8	50.41	2410	2.99	43100	K103250_M_-__7.5A--	369	132M
24.3	59.58	2849	2.52	43100	K103263_M_-__7.5A--	369	132M
20.2	71.89	3437	2.10	43100	K103271_M_-__7.5A--	369	132M
17.5	82.83	3961	1.82	43100	K103280_M_-__7.5A--	369	132M
15.1	96.11	4596	1.56	43100	K1032100_M_-__7.5A--	369	132M
12.9	112.0	5357	1.36	43100	K1032112_M_-__7.5A--	369	132M
12.0	120.4	5755	1.26	43100	K1032125_M_-__7.5A--	369	132M
10.6	137.3	6377	1.13	43100	K1052140_M_-__7.5A--	400	132M
8.7	166.8	7747	0.93	43100	K1052160_M_-__7.5A--	400	132M
19.4	74.62	3568	3.45	61300	K123271_M_-__7.5A--	503	132M
17.4	83.10	3973	3.10	61300	K123280_M_-__7.5A--	503	132M
14.9	97.07	4641	2.65	61300	K1232100_M_-__7.5A--	503	132M
12.7	113.8	5441	2.26	61300	K1232112_M_-__7.5A--	503	132M
12.0	121.1	5789	2.12	61300	K1232125_M_-__7.5A--	503	132M
10.9	133.1	6178	1.99	61300	K1252125_M_-__7.5A--	560	132M
9.8	148.7	6905	1.78	61300	K1252140_M_-__7.5A--	560	132M
8.4	172.2	7993	1.54	61300	K1252160_M_-__7.5A--	560	132M
7.0	206.0	9564	1.29	61300	K1252200_M_-__7.5A--	560	132M
6.3	231.4	10744	1.14	61300	K1252250_M_-__7.5A--	560	132M
5.4	267.9	12437	0.99	61300	K1252280_M_-__7.5A--	560	132M
4.8	301.9	14020	0.88	61300	K1252320_M_-__7.5A--	560	132M
12.5	115.6	5528	3.62	80000	K1532112_M_-__7.5A--	787	132M
10.7	135.6	6483	3.24	80000	K1532125_M_-__7.5A--	787	132M
9.5	152.1	7272	2.89	80000	K1532140_M_-__7.5A--	787	132M
8.6	168.6	7827	2.68	80000	K1552160_M_-__7.5A--	851	132M
8.0	181.2	8413	2.50	80000	K1552200_M_-__7.5A--	851	132M
5.8	251.0	11653	1.80	80000	K1552250_M_-__7.5A--	851	132M
5.1	281.9	13090	1.60	80000	K1552280_M_-__7.5A--	851	132M
4.5	322.9	14995	1.40	80000	K1552320_M_-__7.5A--	851	132M
4.0	362.8	16844	1.25	80000	K1552360_M_-__7.5A--	851	132M
3.6	398.9	18521	1.13	80000	K1552400_M_-__7.5A--	851	132M
3.1	460.3	21374	0.98	80000	K1552450_M_-__7.5A--	851	132M
2.8	520.0	24146	0.87	80000	K1552500_M_-__7.5A--	851	132M
2.6	559.0	25954	0.81	80000	K1552560_M_-__7.5A--	851	132M
2.3	627.1	29118	1.13	80000	K1652630_M_-__7.5A--	1482	132M
2.0	709.9	32962	1.00	80000	K1652700_M_-__7.5A--	1482	132M
1.9	783.2	36366	0.91	80000	K1652800_M_-__7.5A--	1482	132M

NOTE

Other output speeds are available using 2 and 8 pole motors - Consult Application Engineering



SERIES K

SELECTION TABLES

GEARED MOTORS

7.5 kW
6 POLE

N2 rpm	i	M2 Nm	Fm	N	Unit Designation	kg	Motor Size
Output Speed	Ratio	Output Torque	Service Factor	Overhung Load	Column Entry 1 - 20 Blanks to be filled when entering order	Weight of base mount unit	
113	8.600	615	1.16	8409	K07328.0_M_-__7.5C--	202	160M
81.4	11.91	851	1.16	8238	K073211. _M_-__7.5C--	202	160M
72.6	13.37	956	1.16	8064	K073212. _M_-__7.5C--	202	160M
65.9	14.71	1051	1.16	7884	K073214. _M_-__7.5C--	202	160M
50.5	19.21	1373	1.09	7532	K073218. _M_-__7.5C--	202	160M
44.4	21.84	1561	0.99	7694	K073220. _M_-__7.5C--	202	160M
119.3	8.13	581	1.84	11052	K08328.0_M_-__7.5C--	258	160M
84.2	11.52	823	1.84	11560	K083211. _M_-__7.5C--	258	160M
75.8	12.80	915	1.84	11690	K083212. _M_-__7.5C--	258	160M
68.1	14.24	1018	1.84	11780	K083214. _M_-__7.5C--	258	160M
52.7	18.41	1316	1.89	11835	K083218. _M_-__7.5C--	258	160M
46.9	20.67	1477	1.75	11754	K083220. _M_-__7.5C--	258	160M
38.3	25.35	1812	1.50	11478	K083225. _M_-__7.5C--	258	160M
34.0	28.56	2041	1.33	11195	K083228. _M_-__7.5C--	258	160M
29.2	33.24	2376	1.14	10690	K083232. _M_-__7.5C--	258	160M
26.3	36.88	2636	1.03	10215	K083236. _M_-__7.5C--	258	160M
24.0	40.36	2885	0.94	10501	K083240. _M_-__7.5C--	258	160M
21.2	45.66	3264	0.83	11065	K083245. _M_-__7.5C--	258	160M
78.2	12.40	886	3.89	35500	K093212. _M_-__7.5C--	311	160M
69.7	13.92	995	3.58	35500	K093214. _M_-__7.5C--	311	160M
54.1	17.93	1282	2.94	35500	K093218. _M_-__7.5C--	311	160M
48.4	20.03	1432	2.63	35500	K093220. _M_-__7.5C--	311	160M
38.8	25.02	1788	2.11	35500	K093225. _M_-__7.5C--	311	160M
34.9	27.78	1986	2.12	35500	K093228. _M_-__7.5C--	311	160M
30.6	31.67	2264	1.90	35500	K093232. _M_-__7.5C--	311	160M
27.2	35.62	2546	1.76	35500	K093236. _M_-__7.5C--	311	160M
24.1	40.33	2883	1.55	35500	K093240. _M_-__7.5C--	311	160M
21.6	44.89	3209	1.34	35500	K093245. _M_-__7.5C--	311	160M
19.5	49.87	3565	1.21	35500	K093250. _M_-__7.5C--	311	160M
15.9	61.00	4360	0.99	35500	K093263. _M_-__7.5C--	311	160M
33.2	29.24	2090	3.44	43100	K103228. _M_-__7.5C--	435	160M
29.3	33.10	2366	3.04	43100	K103232. _M_-__7.5C--	435	160M
26.0	37.34	2669	2.69	43100	K103236. _M_-__7.5C--	435	160M
23.4	41.49	2966	2.51	43100	K103240. _M_-__7.5C--	435	160M
21.4	45.37	3243	2.22	43100	K103245. _M_-__7.5C--	435	160M
19.2	50.41	3603	2.00	43100	K103250. _M_-__7.5C--	435	160M
16.3	59.58	4259	1.69	43100	K103263. _M_-__7.5C--	435	160M
13.5	71.89	5139	1.40	43100	K103271. _M_-__7.5C--	435	160M
11.7	82.83	5920	1.21	43100	K103280. _M_-__7.5C--	435	160M
10.1	96.11	6870	1.05	43100	K1032100_M_-__7.5C--	435	160M
8.7	112.0	8008	0.90	43100	K1032112_M_-__7.5C--	435	160M
8.1	120.4	8603	0.84	43100	K1032125_M_-__7.5C--	435	160M
20.7	46.81	3346	3.68	61300	K123245. _M_-__7.5C--	570	160M
18.4	52.76	3771	3.26	61300	K123250. _M_-__7.5C--	570	160M
16.0	60.77	4344	2.83	61300	K123263. _M_-__7.5C--	570	160M
13.0	74.62	5334	2.31	61300	K123271. _M_-__7.5C--	570	160M
11.7	83.10	5940	2.07	61300	K123280. _M_-__7.5C--	570	160M
10.0	97.07	6938	1.77	61300	K1232100_M_-__7.5C--	570	160M
8.5	113.8	8133	1.51	61300	K1232112_M_-__7.5C--	570	160M
8.0	121.1	8653	1.42	61300	K1232125_M_-__7.5C--	570	160M
7.3	133.1	9236	1.33	61300	K1252125_M_-__7.5C--	626	160M
6.5	148.7	10322	1.19	61300	K1252140_M_-__7.5C--	626	160M
5.6	172.2	11949	1.03	61300	K1252160_M_-__7.5C--	626	160M
4.7	206.0	14297	0.86	61300	K1252200_M_-__7.5C--	626	160M
12.8	76.04	5435	3.86	80000	K153271. _M_-__7.5C--	861	160M
10.6	91.25	6522	3.22	80000	K153280. _M_-__7.5C--	861	160M
9.8	98.86	7066	2.97	80000	K1532100_M_-__7.5C--	861	160M
8.4	115.6	8264	2.42	80000	K1532112_M_-__7.5C--	861	160M
7.2	135.6	9691	2.17	80000	K1532125_M_-__7.5C--	861	160M
6.4	152.1	10870	1.93	80000	K1532140_M_-__7.5C--	861	160M
5.8	168.6	11700	1.79	80000	K1552160_M_-__7.5C--	917	160M
5.4	181.2	12576	1.67	80000	K1552200_M_-__7.5C--	917	160M
3.9	251.0	17419	1.21	80000	K1552250_M_-__7.5C--	917	160M
3.4	281.9	19567	1.07	80000	K1552280_M_-__7.5C--	917	160M
3.0	322.9	22415	0.94	80000	K1552320_M_-__7.5C--	917	160M
2.7	362.8	25179	0.83	80000	K1552360_M_-__7.5C--	917	160M

NOTE

Other output speeds are available using 2 and 8 pole motors - Consult Application Engineering



SELECTION TABLES GEARED MOTORS

7.5 kW
6 POLE

N2 rpm	i	M2 Nm	Fm	N	Unit Designation	kg	
Output Speed	Ratio	Output Torque	Service Factor	Overhung Load	Column Entry 1 - 20 Blanks to be filled when entering order	Weight of base mount unit	Motor Size
6.9	141.4	9817	3.36	80000	K1652140_M_ _ 7.5C--	1550	160M
5.9	163.5	11350	2.91	80000	K1652160_M_ _ 7.5C--	1550	160M
5.0	194.7	13515	2.44	80000	K1652200_M_ _ 7.5C--	1550	160M
4.0	243.2	16879	1.96	80000	K1652250_M_ _ 7.5C--	1550	160M
3.6	272.6	18918	1.74	80000	K1652280_M_ _ 7.5C--	1550	160M
3.1	315.7	21911	1.51	80000	K1652320_M_ _ 7.5C--	1550	160M
2.8	352.7	24479	1.35	80000	K1652360_M_ _ 7.5C--	1550	160M
2.5	394.3	27365	1.21	80000	K1652400_M_ _ 7.5C--	1550	160M
2.2	440.5	30572	1.08	80000	K1652450_M_ _ 7.5C--	1550	160M
1.9	509.2	35344	0.93	80000	K1652500_M_ _ 7.5C--	1550	160M
1.7	565.3	39239	0.84	80000	K1652560_M_ _ 7.5C--	1550	160M

11.0 kW
4 POLE

170	8.6	599	1.18	7163	K07328.0_M_ _ 11.A--	202	160M
123	11.91	830	1.19	6475	K073211_M_ _ 11.A--	202	160M
109	13.37	931	1.19	6251	K073212_M_ _ 11.A--	202	160M
99.3	14.71	1025	1.19	5996	K073214_M_ _ 11.A--	202	160M
76.0	19.21	1338	1.04	5958	K073218_M_ _ 11.A--	202	160M
66.8	21.84	1521	0.95	6138	K073220_M_ _ 11.A--	202	160M
55.1	26.52	1847	0.82	6348	K073225_M_ _ 11.A--	202	160M
180	8.13	566	1.88	9848	K08328.0_M_ _ 11.A--	258	160M
127	11.52	802	1.88	9720	K083211_M_ _ 11.A--	258	160M
114	12.80	892	1.88	9776	K083212_M_ _ 11.A--	258	160M
103	14.24	992	1.88	9798	K083214_M_ _ 11.A--	258	160M
79.3	18.41	1282	1.82	9698	K083218_M_ _ 11.A--	258	160M
70.6	20.67	1440	1.66	9579	K083220_M_ _ 11.A--	258	160M
57.6	25.35	1766	1.41	9163	K083225_M_ _ 11.A--	258	160M
51.1	28.56	1989	1.28	8810	K083228_M_ _ 11.A--	258	160M
43.9	33.24	2315	1.15	8193	K083232_M_ _ 11.A--	258	160M
39.6	36.88	2569	1.06	7690	K083236_M_ _ 11.A--	258	160M
36.2	40.36	2811	0.96	7576	K083240_M_ _ 11.A--	258	160M
32.0	45.66	3180	0.85	8121	K083245_M_ _ 11.A--	258	160M
132	11.06	770	3.89	35500	K093211_M_ _ 11.A--	311	160M
118	12.40	864	3.65	35500	K093212_M_ _ 11.A--	311	160M
105	13.92	970	3.41	35500	K093214_M_ _ 11.A--	311	160M
81.4	17.93	1249	2.87	35500	K093218_M_ _ 11.A--	311	160M
72.9	20.03	1395	2.63	35500	K093220_M_ _ 11.A--	311	160M
58.4	25.02	1743	2.16	35500	K093225_M_ _ 11.A--	311	160M
52.6	27.78	1935	1.95	35500	K093228_M_ _ 11.A--	311	160M
46.1	31.67	2206	1.71	35500	K093232_M_ _ 11.A--	311	160M
41.0	35.62	2481	1.70	35500	K093236_M_ _ 11.A--	311	160M
36.2	40.33	2809	1.59	35500	K093240_M_ _ 11.A--	311	160M
32.5	44.89	3127	1.38	35500	K093245_M_ _ 11.A--	311	160M
29.3	49.87	3473	1.24	35500	K093250_M_ _ 11.A--	311	160M
23.9	61.00	4249	1.01	35500	K093263_M_ _ 11.A--	311	160M
49.9	29.24	2037	3.53	43100	K103228_M_ _ 11.A--	435	160M
44.1	33.10	2305	3.12	43100	K103232_M_ _ 11.A--	435	160M
39.1	37.34	2601	2.76	43100	K103236_M_ _ 11.A--	435	160M
35.2	41.49	2890	2.59	43100	K103240_M_ _ 11.A--	435	160M
32.2	45.37	3160	2.28	43100	K103245_M_ _ 11.A--	435	160M
29.0	50.41	3511	2.05	43100	K103250_M_ _ 11.A--	435	160M
24.5	59.58	4150	1.73	43100	K103263_M_ _ 11.A--	435	160M
20.3	71.89	5007	1.44	43100	K103271_M_ _ 11.A--	435	160M
17.6	82.83	5769	1.25	43100	K103280_M_ _ 11.A--	435	160M
15.2	96.11	6694	1.07	43100	K1032100_M_ _ 11.A--	435	160M
13.0	112.0	7803	0.93	43100	K1032112_M_ _ 11.A--	435	160M
12.1	120.4	8383	0.86	43100	K1032125_M_ _ 11.A--	435	160M

NOTE

Other output speeds are available using 2 and 8 pole motors - Consult Application Engineering



SELECTION TABLES GEARED MOTORS

11.0 kW

4 POLE

N2 rpm	i	M2 Nm	Fm	N	Unit Designation	kg	
Output Speed	Ratio	Output Torque	Service Factor	Overhung Load	Column Entry 1 - 20 Blanks to be filled when entering order	Weight of base mount unit	Motor Size
31.2	46.81	3260	3.77	61300	K123245_M_ _ 11.A--	570	160M
27.7	52.76	3675	3.35	61300	K123250_M_ _ 11.A--	570	160M
24.0	60.77	4233	2.91	61300	K123263_M_ _ 11.A--	570	160M
19.6	74.62	5197	2.37	61300	K123271_M_ _ 11.A--	570	160M
17.6	83.10	5788	2.13	61300	K123280_M_ _ 11.A--	570	160M
15.0	97.07	6761	1.82	61300	K1232100_M_ _ 11.A--	570	160M
12.8	113.8	7925	1.55	61300	K1232112_M_ _ 11.A--	570	160M
12.1	121.1	8432	1.46	61300	K1232125_M_ _ 11.A--	570	160M
11.0	133.1	9000	1.37	61300	K1252125_M_ _ 11.A--	626	160M
9.8	148.7	10058	1.22	61300	K1252140_M_ _ 11.A--	626	160M
8.5	172.2	11643	1.06	61300	K1252160_M_ _ 11.A--	626	160M
7.1	206.0	13931	0.88	61300	K1252200_M_ _ 11.A--	626	160M
19.2	76.04	5296	3.97	80000	K153271_M_ _ 11.A--	861	160M
16.0	91.25	6356	3.30	80000	K153280_M_ _ 11.A--	861	160M
14.8	98.86	6886	3.05	80000	K1532100_M_ _ 11.A--	861	160M
12.6	115.6	8053	2.48	80000	K1532112_M_ _ 11.A--	861	160M
10.8	135.6	9443	2.22	80000	K1532125_M_ _ 11.A--	861	160M
9.6	152.1	10592	1.98	80000	K1532140_M_ _ 11.A--	861	160M
8.7	168.6	11401	1.84	80000	K1552160_M_ _ 11.A--	917	160M
8.1	181.2	12254	1.71	80000	K1552200_M_ _ 11.A--	917	160M
5.8	251.0	16974	1.24	80000	K1552250_M_ _ 11.A--	917	160M
5.2	281.9	19067	1.10	80000	K1552280_M_ _ 11.A--	917	160M
4.5	322.9	21842	0.96	80000	K1552320_M_ _ 11.A--	917	160M
4.0	362.8	24535	0.86	80000	K1552360_M_ _ 11.A--	917	160M
10.3	141.4	9566	3.45	80000	K1652140_M_ _ 11.A--	1550	160M
8.9	163.5	11060	2.98	80000	K1652160_M_ _ 11.A--	1550	160M
7.5	194.7	13169	2.51	80000	K1652200_M_ _ 11.A--	1550	160M
6.0	243.2	16447	2.01	80000	K1652250_M_ _ 11.A--	1550	160M
5.4	272.6	18435	1.79	80000	K1652280_M_ _ 11.A--	1550	160M
4.6	315.7	21350	1.55	80000	K1652320_M_ _ 11.A--	1550	160M
4.1	352.7	23853	1.38	80000	K1652360_M_ _ 11.A--	1550	160M
3.7	394.3	26665	1.24	80000	K1652400_M_ _ 11.A--	1550	160M
3.3	440.5	29790	1.11	80000	K1652450_M_ _ 11.A--	1550	160M
2.9	509.2	34440	0.96	80000	K1652500_M_ _ 11.A--	1550	160M
2.6	565.3	38235	0.86	80000	K1652560_M_ _ 11.A--	1550	160M

11.0 kW

6 POLE

119	8.130	852	1.30	9740	K08328.0_M_ _ 11.C--	265	160L
84.2	11.52	1208	1.30	9730	K083211_M_ _ 11.C--	265	160L
75.8	12.80	1342	1.30	9640	K083212_M_ _ 11.C--	265	160L
68.1	14.24	1493	1.30	9490	K083214_M_ _ 11.C--	265	160L
52.7	18.41	1930	1.30	8880	K083218_M_ _ 11.C--	265	160L
46.9	20.67	2167	1.20	8460	K083220_M_ _ 11.C--	265	160L
38.3	25.35	2658	1.02	7343	K083225_M_ _ 11.C--	265	160L
34.0	28.56	2994	0.91	7881	K083228_M_ _ 11.C--	265	160L

NOTE

Other output speeds are available using 2 and 8 pole motors - Consult Application Engineering



SELECTION TABLES GEARED MOTORS

11.0 kW

6 POLE

N2 rpm	i	M2 Nm	Fm	N	Unit Designation	kg	
Output Speed	Ratio	Output Torque	Service Factor	Overhung Load	Column Entry <input type="text" value="1"/> - <input type="text" value="20"/> Blanks to be filled when entering order	Weight of base mount unit	Motor Size
121	8.03	842	3.46	35500	K09328.0_M_11.C--	318	160L
87.7	11.06	1159	2.88	35500	K093211_M_11.C--	318	160L
78.2	12.40	1300	2.65	35500	K093212_M_11.C--	318	160L
69.7	13.92	1459	2.44	35500	K093214_M_11.C--	318	160L
54.1	17.93	1880	2.01	35500	K093218_M_11.C--	318	160L
48.4	20.03	2100	1.80	35500	K093220_M_11.C--	318	160L
38.8	25.02	2623	1.44	35500	K093225_M_11.C--	318	160L
34.9	27.78	2912	1.44	35500	K093228_M_11.C--	318	160L
30.6	31.67	3320	1.30	35500	K093232_M_11.C--	318	160L
27.2	35.62	3734	1.21	35500	K093236_M_11.C--	318	160L
24.1	40.33	4228	1.06	35500	K093240_M_11.C--	318	160L
21.6	44.89	4706	0.91	35500	K093245_M_11.C--	318	160L
52.2	18.57	1947	3.69	43100	K103218_M_11.C--	442	160L
48.4	20.05	2102	3.42	43100	K103220_M_11.C--	442	160L
37.7	25.76	2701	2.66	43100	K103225_M_11.C--	442	160L
33.2	29.24	3065	2.35	43100	K103228_M_11.C--	442	160L
29.3	33.10	3470	2.07	43100	K103232_M_11.C--	442	160L
26.0	37.34	3914	1.84	43100	K103236_M_11.C--	442	160L
23.4	41.49	4350	1.72	43100	K103240_M_11.C--	442	160L
21.4	45.37	4756	1.51	43100	K103245_M_11.C--	442	160L
19.2	50.41	5285	1.36	43100	K103250_M_11.C--	442	160L
16.3	59.58	6246	1.15	43100	K103263_M_11.C--	442	160L
13.5	71.89	7536	0.95	43100	K103271_M_11.C--	442	160L
11.7	82.83	8683	0.83	43100	K103280_M_11.C--	442	160L
29.5	32.83	3442	3.57	61300	K123232_M_11.C--	577	160L
26.8	36.18	3793	3.36	61300	K123236_M_11.C--	577	160L
24.0	40.44	4239	2.97	61300	K123240_M_11.C--	577	160L
20.7	46.81	4907	2.51	61300	K123245_M_11.C--	577	160L
18.4	52.76	5531	2.22	61300	K123250_M_11.C--	577	160L
16.0	60.77	6371	1.93	61300	K123263_M_11.C--	577	160L
13.0	74.62	7823	1.57	61300	K123271_M_11.C--	577	160L
11.7	83.10	8712	1.41	61300	K123280_M_11.C--	577	160L
10.0	97.07	10176	1.21	61300	K1232100_M_11.C--	577	160L
8.5	113.8	11929	1.03	61300	K1232112_M_11.C--	577	160L
8.0	121.1	12691	0.97	61300	K1232125_M_11.C--	577	160L
15.3	63.39	6645	3.16	80000	K153263_M_11.C--	868	160L
12.8	76.04	7972	2.63	80000	K153271_M_11.C--	868	160L
10.6	91.25	9566	2.20	80000	K153280_M_11.C--	868	160L
9.8	98.86	10364	2.03	80000	K1532100_M_11.C--	868	160L
8.4	115.6	12121	1.65	80000	K1532112_M_11.C--	868	160L
7.2	135.6	14213	1.48	80000	K1532125_M_11.C--	868	160L
6.4	152.1	15943	1.32	80000	K1532140_M_11.C--	868	160L
5.8	168.6	17160	1.22	80000	K1552160_M_11.C--	924	160L
5.4	181.2	18444	1.14	80000	K1552200_M_11.C--	924	160L
3.9	251.0	25548	0.82	80000	K1552250_M_11.C--	924	160L
6.9	141.4	14398	2.29	80000	K1652140_M_11.C--	1557	160L
5.9	163.5	16648	1.98	80000	K1652160_M_11.C--	1557	160L
5.0	194.7	19822	1.66	80000	K1652200_M_11.C--	1557	160L
4.0	243.2	24756	1.33	80000	K1652250_M_11.C--	1557	160L
3.6	272.6	27747	1.19	80000	K1652280_M_11.C--	1557	160L
3.1	315.7	32136	1.03	80000	K1652320_M_11.C--	1557	160L
2.8	352.7	35902	0.92	80000	K1652360_M_11.C--	1557	160L
2.5	394.3	40135	0.82	80000	K1652400_M_11.C--	1557	160L

NOTE

Other output speeds are available using 2 and 8 pole motors - Consult Application Engineering



SERIES K

SELECTION TABLES

GEARED MOTORS

15.0 kW

4 POLE

N2 rpm	i	M2 Nm	Fm	N	Unit Designation	kg	
Output Speed	Ratio	Output Torque	Service Factor	Overhung Load	Column Entry 1 - 20 Blanks to be filled when entering order	Weight of base mount unit	Motor Size
170	8.60	817	0.87	6527	K07328.0_M_ _ 15.A--	209	160L
123	11.91	1131	0.87	5900	K073211_M_ _ 15.A--	209	160L
109	13.37	1270	0.87	5695	K073212_M_ _ 15.A--	209	160L
99.3	14.71	1397	0.87	5463	K073214_M_ _ 15.A--	209	160L
180	8.13	772	1.38	8870	K08328.0_M_ _ 15.A--	265	160L
127	11.52	1094	1.38	8320	K083211_M_ _ 15.A--	265	160L
114	12.80	1216	1.38	8220	K083212_M_ _ 15.A--	265	160L
103	14.24	1352	1.38	8070	K083214_M_ _ 15.A--	265	160L
79.3	18.41	1749	1.34	7470	K083218_M_ _ 15.A--	265	160L
70.6	20.67	1963	1.22	7070	K083220_M_ _ 15.A--	265	160L
57.6	25.35	2408	1.03	6100	K083225_M_ _ 15.A--	265	160L
51.1	28.56	2713	0.94	6047	K083228_M_ _ 15.A--	265	160L
43.9	33.24	3157	0.84	6293	K083232_M_ _ 15.A--	265	160L
182	8.03	763	3.39	35500	K09328.0_M_ _ 15.A--	318	160L
132	11.06	1050	2.86	35500	K093211_M_ _ 15.A--	318	160L
118	12.40	1178	2.68	35500	K093212_M_ _ 15.A--	318	160L
105	13.92	1322	2.50	35500	K093214_M_ _ 15.A--	318	160L
81.4	17.93	1703	2.10	35500	K093218_M_ _ 15.A--	318	160L
72.9	20.03	1902	1.93	35500	K093220_M_ _ 15.A--	318	160L
58.4	25.02	2376	1.59	35500	K093225_M_ _ 15.A--	318	160L
52.6	27.78	2638	1.44	35500	K093228_M_ _ 15.A--	318	160L
46.1	31.67	3008	1.26	35500	K093232_M_ _ 15.A--	318	160L
41.0	35.62	3383	1.33	35500	K093236_M_ _ 15.A--	318	160L
36.2	40.33	3830	1.17	35500	K093240_M_ _ 15.A--	318	160L
32.5	44.89	4264	1.01	35500	K093245_M_ _ 15.A--	318	160L
29.3	49.87	4736	0.91	35500	K093250_M_ _ 15.A--	318	160L
72.8	20.05	1904	3.78	43100	K103220_M_ _ 15.A--	442	160L
56.7	25.76	2447	2.94	43100	K103225_M_ _ 15.A--	442	160L
49.9	29.24	2777	2.59	43100	K103228_M_ _ 15.A--	442	160L
44.1	33.10	3144	2.29	43100	K103232_M_ _ 15.A--	442	160L
39.1	37.34	3546	2.03	43100	K103236_M_ _ 15.A--	442	160L
35.2	41.49	3941	1.91	43100	K103240_M_ _ 15.A--	442	160L
32.2	45.37	4309	1.67	43100	K103245_M_ _ 15.A--	442	160L
29.0	50.41	4788	1.51	43100	K103250_M_ _ 15.A--	442	160L
24.5	59.58	5659	1.27	43100	K103263_M_ _ 15.A--	442	160L
20.3	71.89	6828	1.06	43100	K103271_M_ _ 15.A--	442	160L
17.6	82.83	7867	0.92	43100	K103280_M_ _ 15.A--	442	160L
44.5	32.83	3118	3.94	61300	K123232_M_ _ 15.A--	577	160L
40.4	36.18	3436	3.73	61300	K123236_M_ _ 15.A--	577	160L
36.1	40.44	3841	3.28	61300	K123240_M_ _ 15.A--	577	160L
31.2	46.81	4446	2.77	61300	K123245_M_ _ 15.A--	577	160L
27.7	52.76	5011	2.45	61300	K123250_M_ _ 15.A--	577	160L
24.0	60.77	5772	2.13	61300	K123263_M_ _ 15.A--	577	160L
19.6	74.62	7087	1.74	61300	K123271_M_ _ 15.A--	577	160L
17.6	83.10	7893	1.56	61300	K123280_M_ _ 15.A--	577	160L
15.0	97.07	9219	1.33	61300	K1232100_M_ _ 15.A--	577	160L
12.8	113.79	10807	1.14	61300	K1232112_M_ _ 15.A--	577	160L
12.1	121.06	11498	1.07	61300	K1232125_M_ _ 15.A--	577	160L
11.0	133.06	12272	1.00	61300	K1252125_M_ _ 15.A--	633	160L
9.8	148.71	13715	0.90	61300	K1252140_M_ _ 15.A--	633	160L
23.0	63.39	6021	3.49	80000	K153263_M_ _ 15.A--	868	160L
19.2	76.04	7222	2.91	80000	K153271_M_ _ 15.A--	868	160L
16.0	91.25	8667	2.42	80000	K153280_M_ _ 15.A--	868	160L
14.8	98.86	9389	2.24	80000	K1532100_M_ _ 15.A--	868	160L
12.6	115.6	10981	1.82	80000	K1532112_M_ _ 15.A--	868	160L
10.8	135.6	12877	1.63	80000	K1532125_M_ _ 15.A--	868	160L
9.6	152.1	14444	1.45	80000	K1532140_M_ _ 15.A--	868	160L
8.7	168.6	15546	1.35	80000	K1552160_M_ _ 15.A--	924	160L
8.1	181.2	16710	1.26	80000	K1552200_M_ _ 15.A--	924	160L
5.8	251.0	23146	0.91	80000	K1552250_M_ _ 15.A--	924	160L

NOTE

Other output speeds are available using 2 and 8 pole motors - Consult Application Engineering



SELECTION TABLES GEARED MOTORS

15.0 kW

4 POLE

N2 rpm	i	M2 Nm	Fm	N	Unit Designation	kg	
Output Speed	Ratio	Output Torque	Service Factor	Overhung Load	Column Entry <input type="text" value="1"/> - <input type="text" value="20"/> Blanks to be filled when entering order	Weight of base mount unit	Motor Size
10.3	141.4	13045	2.53	80000	K1652140_M_15.A--	1557	160L
8.9	163.5	15082	2.19	80000	K1652160_M_15.A--	1557	160L
7.5	194.7	17958	1.84	80000	K1652200_M_15.A--	1557	160L
6.0	243.2	22428	1.47	80000	K1652250_M_15.A--	1557	160L
5.4	272.6	25138	1.31	80000	K1652280_M_15.A--	1557	160L
4.6	315.7	29114	1.13	80000	K1652320_M_15.A--	1557	160L
4.1	352.7	32527	1.01	80000	K1652360_M_15.A--	1557	160L
3.7	394.3	36361	0.91	80000	K1652400_M_15.A--	1557	160L
3.3	440.5	40622	0.81	80000	K1652450_M_15.A--	1557	160L

15.0 kW

6 POLE

121	8.03	1148	2.55	35500	K09328.0_M_15.C--	375	180L
87.7	11.06	1581	2.11	35500	K093211_M_15.C--	375	180L
78.2	12.40	1773	1.95	35500	K093212_M_15.C--	375	180L
69.7	13.92	1990	1.79	35500	K093214_M_15.C--	375	180L
54.1	17.93	2563	1.47	35500	K093218_M_15.C--	375	180L
48.4	20.03	2863	1.33	35500	K093220_M_15.C--	375	180L
38.8	25.02	3577	1.06	35500	K093225_M_15.C--	375	180L
34.9	27.78	3971	1.06	35500	K093228_M_15.C--	375	180L
30.6	31.67	4527	0.95	35500	K093232_M_15.C--	375	180L
117	8.26	1181	3.47	43100	K10328.0_M_15.C--	499	180L
84.1	11.54	1650	3.47	43100	K103211_M_15.C--	499	180L
77.3	12.55	1794	3.48	43100	K103212_M_15.C--	499	180L
68.0	14.26	2039	3.49	43100	K103214_M_15.C--	499	180L
52.2	18.57	2655	2.71	43100	K103218_M_15.C--	499	180L
48.4	20.05	2866	2.52	43100	K103220_M_15.C--	499	180L
37.7	25.76	3683	1.95	43100	K103225_M_15.C--	499	180L
33.2	29.24	4180	1.72	43100	K103228_M_15.C--	499	180L
29.3	33.10	4732	1.52	43100	K103232_M_15.C--	499	180L
26.0	37.34	5338	1.35	43100	K103236_M_15.C--	499	180L
23.4	41.49	5931	1.27	43100	K103240_M_15.C--	499	180L
21.4	45.37	6486	1.11	43100	K103245_M_15.C--	499	180L
19.2	50.41	7206	1.00	43100	K103250_M_15.C--	499	180L
16.3	59.58	8517	0.84	43100	K103263_M_15.C--	499	180L
36.6	26.50	3788	3.25	61300	K123225_M_15.C--	633	180L
33.5	28.99	4144	2.97	61300	K123228_M_15.C--	633	180L
29.5	32.83	4693	2.62	61300	K123232_M_15.C--	633	180L
26.8	36.18	5172	2.48	61300	K123236_M_15.C--	633	180L
24.0	40.44	5781	2.19	61300	K123240_M_15.C--	633	180L
20.7	46.81	6692	1.84	61300	K123245_M_15.C--	633	180L
18.4	52.76	7542	1.63	61300	K123250_M_15.C--	633	180L
16.0	60.77	8687	1.42	61300	K123263_M_15.C--	633	180L
13.0	74.62	10667	1.15	61300	K123271_M_15.C--	633	180L
11.7	83.10	11880	1.04	61300	K123280_M_15.C--	633	180L
10.0	97.07	13877	0.89	61300	K1232100_M_15.C--	633	180L
24.3	40.00	5718	3.67	80000	K153240_M_15.C--	912	180L
21.2	45.83	6552	3.21	80000	K153245_M_15.C--	912	180L
19.7	49.26	7042	2.98	80000	K153250_M_15.C--	912	180L
15.3	63.39	9062	2.32	80000	K153263_M_15.C--	912	180L
12.8	76.04	10870	1.93	80000	K153271_M_15.C--	912	180L
10.6	91.25	13045	1.61	80000	K153280_M_15.C--	912	180L
9.8	98.86	14132	1.49	80000	K1532100_M_15.C--	912	180L
8.4	115.6	16528	1.21	80000	K1532112_M_15.C--	912	180L
7.2	135.6	19382	1.08	80000	K1532125_M_15.C--	912	180L

NOTE

Other output speeds are available using 2 and 8 pole motors - Consult Application Engineering



SELECTION TABLES GEARED MOTORS

15.0 kW

6 POLE

N2 rpm	i	M2 Nm	Fm	N	Unit Designation	kg	
Output Speed	Ratio	Output Torque	Service Factor	Overhung Load	Column Entry 1 - 20 Blanks to be filled when entering order	Weight of base mount unit	Motor Size
15.1	64.44	9212	3.58	80000	K163263_M_15.C--	1493	180L
13.0	74.70	10679	3.09	80000	K163271_M_15.C--	1493	180L
11.3	86.08	12306	2.68	80000	K163280_M_15.C--	1493	180L
9.4	102.9	14706	2.24	80000	K1632100_M_15.C--	1493	180L
7.9	123.5	17648	1.63	80000	K1632125_M_15.C--	1493	180L
6.9	141.4	19634	1.68	80000	K1652140_M_15.C--	1601	180L
5.9	163.5	22701	1.45	80000	K1652160_M_15.C--	1601	180L
5.0	194.7	27030	1.22	80000	K1652200_M_15.C--	1601	180L
4.0	243.2	33758	0.98	80000	K1652250_M_15.C--	1601	180L
3.6	272.6	37837	0.87	80000	K1652280_M_15.C--	1601	180L

18.5 kW

4 POLE

183	8.03	934	2.78	35334	K09328.0_M_18.A--	365	180M
133	11.06	1287	2.35	34372	K093211_M_18.A--	365	180M
119	12.40	1443	2.19	34158	K093212_M_18.A--	365	180M
106	13.92	1619	2.04	34449	K093214_M_18.A--	365	180M
82.0	17.93	2086	1.72	35277	K093218_M_18.A--	365	180M
73.4	20.03	2330	1.57	35500	K093220_M_18.A--	365	180M
58.8	25.02	2911	1.30	35500	K093225_M_18.A--	365	180M
52.9	27.78	3232	1.18	35500	K093228_M_18.A--	365	180M
46.4	31.67	3685	1.03	35500	K093232_M_18.A--	365	180M
41.3	35.62	4144	1.09	35500	K093236_M_18.A--	365	180M
36.4	40.33	4692	0.96	35500	K093240_M_18.A--	365	180M
103	14.26	1659	3.94	43100	K103214_M_18.A--	489	180M
79.2	18.57	2160	3.33	43100	K103218_M_18.A--	489	180M
73.3	20.05	2333	3.09	43100	K103220_M_18.A--	489	180M
57.1	25.76	2997	2.40	43100	K103225_M_18.A--	489	180M
50.3	29.24	3402	2.12	43100	K103228_M_18.A--	489	180M
44.4	33.10	3851	1.87	43100	K103232_M_18.A--	489	180M
39.4	37.34	4344	1.76	43100	K103236_M_18.A--	489	180M
35.4	41.49	4827	1.56	43100	K103240_M_18.A--	489	180M
32.4	45.37	5278	1.37	43100	K103245_M_18.A--	489	180M
29.2	50.41	5865	1.23	43100	K103250_M_18.A--	489	180M
24.7	59.58	6932	1.04	43100	K103263_M_18.A--	489	180M
20.4	71.89	8364	0.86	43100	K103271_M_18.A--	489	180M
55.5	26.50	3083	3.99	61300	K123225_M_18.A--	623	180M
50.7	28.99	3373	3.65	61300	K123228_M_18.A--	623	180M
44.8	32.83	3819	3.22	61300	K123232_M_18.A--	623	180M
40.6	36.18	4209	3.05	61300	K123236_M_18.A--	623	180M
36.4	40.44	4705	2.69	61300	K123240_M_18.A--	623	180M
31.4	46.81	5446	2.26	61300	K123245_M_18.A--	623	180M
27.9	52.76	6138	2.00	61300	K123250_M_18.A--	623	180M
24.2	60.77	7070	1.74	61300	K123263_M_18.A--	623	180M
19.7	74.62	8681	1.42	61300	K123271_M_18.A--	623	180M
17.7	83.10	9668	1.27	61300	K123280_M_18.A--	623	180M
15.1	97.07	11293	1.09	61300	K1232100_M_18.A--	623	180M
12.9	113.79	13238	0.93	61300	K1232112_M_18.A--	623	180M
12.1	121.06	14084	0.87	61300	K1232125_M_18.A--	623	180M
32.1	45.83	5332	3.94	80000	K153245_M_18.A--	902	180M
29.8	49.26	5731	3.66	80000	K153250_M_18.A--	902	180M
23.2	63.39	7375	2.85	80000	K153263_M_18.A--	902	180M
19.3	76.04	8847	2.37	80000	K153271_M_18.A--	902	180M
16.1	91.25	10616	1.98	80000	K153280_M_18.A--	902	180M
14.9	98.86	11501	1.83	80000	K1532100_M_18.A--	902	180M
12.7	115.6	13451	1.49	80000	K1532112_M_18.A--	902	180M
10.8	135.6	15774	1.33	80000	K1532125_M_18.A--	902	180M
9.7	152.1	17693	1.19	80000	K1532140_M_18.A--	902	180M

NOTE

Other output speeds are available using 2 and 8 pole motors - Consult Application Engineering



SELECTION TABLES GEARED MOTORS

18.5 kW

4 POLE

N2 rpm	i	M2 Nm	Fm	N	Unit Designation	kg	
Output Speed	Ratio	Output Torque	Service Factor	Overhung Load	Column Entry 1 - 20 Blanks to be filled when entering order	Weight of base mount unit	Motor Size
19.7	74.70	8691	3.80	80000	K163271_M_-__18.A--	1483	180M
17.1	86.08	10015	3.30	80000	K163280_M_-__18.A--	1483	180M
14.3	102.9	11968	2.76	80000	K1632100_M_-__18.A--	1483	180M
11.9	123.5	14362	2.01	80000	K1632125_M_-__18.A--	1483	180M
9.0	141.4	18475	1.79	80000	K1652140_M_-__18.A--	1591	180M
9.0	163.5	18475	1.79	80000	K1652160_M_-__18.A--	1591	180M
7.5	194.7	21998	1.50	80000	K1652200_M_-__18.A--	1591	180M
6.0	243.2	27473	1.20	80000	K1652250_M_-__18.A--	1591	180M
5.4	272.6	30793	1.07	80000	K1652280_M_-__18.A--	1591	180M
4.7	315.7	35663	0.93	80000	K1652320_M_-__18.A--	1591	180M
4.2	352.7	39843	0.83	80000	K1652360_M_-__18.A--	1591	180M

18.5 kW

6 POLE

122	8.03	1401	2.08	34489	K09328.0_M_-__18.C--	426	200L
88.6	11.06	1930	1.73	35365	K093211_M_-__18.C--	426	200L
79.0	12.40	2164	1.59	35500	K093212_M_-__18.C--	426	200L
70.4	13.92	2429	1.47	35500	K093214_M_-__18.C--	426	200L
54.7	17.93	3129	1.20	35500	K093218_M_-__18.C--	426	200L
48.9	20.03	3495	1.08	35500	K093220_M_-__18.C--	426	200L
39.2	25.02	4366	0.87	35500	K093225_M_-__18.C--	426	200L
119	8.26	1441	2.85	43100	K10328.0_M_-__18.C--	550	200L
84.9	11.54	2014	2.85	43100	K103211_M_-__18.C--	550	200L
78.1	12.55	2190	2.85	43100	K103212_M_-__18.C--	550	200L
68.7	14.26	2489	2.85	43100	K103214_M_-__18.C--	550	200L
52.8	18.57	3241	2.22	43100	K103218_M_-__18.C--	550	200L
48.9	20.05	3499	2.05	43100	K103220_M_-__18.C--	550	200L
38.0	25.76	4495	1.60	43100	K103225_M_-__18.C--	550	200L
33.5	29.24	5103	1.41	43100	K103228_M_-__18.C--	550	200L
29.6	33.10	5776	1.24	43100	K103232_M_-__18.C--	550	200L
26.2	37.34	6516	1.10	43100	K103236_M_-__18.C--	550	200L
23.6	41.49	7240	1.03	43100	K103240_M_-__18.C--	550	200L
21.6	45.37	7918	0.91	43100	K103245_M_-__18.C--	550	200L
19.4	50.41	8797	0.82	43100	K103250_M_-__18.C--	550	200L
115	8.51	1485	3.51	61300	K12328.0_M_-__18.C--	685	200L
83.1	11.80	2059	3.51	61300	K123211_M_-__18.C--	685	200L
75.6	12.96	2262	3.51	61300	K123212_M_-__18.C--	685	200L
68.8	14.25	2487	3.51	61300	K123214_M_-__18.C--	685	200L
53.8	18.20	3176	3.51	61300	K123218_M_-__18.C--	685	200L
48.6	20.17	3520	3.51	61300	K123220_M_-__18.C--	685	200L
37.0	26.50	4625	2.66	61300	K123225_M_-__18.C--	685	200L
33.8	28.99	5059	2.43	61300	K123228_M_-__18.C--	685	200L
29.9	32.83	5729	2.15	61300	K123232_M_-__18.C--	685	200L
27.1	36.18	6314	2.02	61300	K123236_M_-__18.C--	685	200L
24.2	40.44	7057	1.78	61300	K123240_M_-__18.C--	685	200L
20.9	46.81	8169	1.51	61300	K123245_M_-__18.C--	685	200L
18.6	52.76	9207	1.34	61300	K123250_M_-__18.C--	685	200L
16.1	60.77	10605	1.16	61300	K123263_M_-__18.C--	685	200L
13.1	74.62	13022	0.94	61300	K123271_M_-__18.C--	685	200L
11.8	83.10	14502	0.85	61300	K123280_M_-__18.C--	685	200L
30.8	31.77	5544	3.79	80000	K153232_M_-__18.C--	959	200L
27.8	35.23	6148	3.42	80000	K153236_M_-__18.C--	959	200L
24.5	40.00	6980	3.01	80000	K153240_M_-__18.C--	959	200L
21.4	45.83	7998	2.63	80000	K153245_M_-__18.C--	959	200L
19.9	49.26	8596	2.44	80000	K153250_M_-__18.C--	959	200L
15.5	63.39	11062	1.90	80000	K153263_M_-__18.C--	959	200L
12.9	76.04	13270	1.58	80000	K153271_M_-__18.C--	959	200L
10.7	91.25	15924	1.32	80000	K153280_M_-__18.C--	959	200L
9.9	98.86	17252	1.22	80000	K1532100_M_-__18.C--	959	200L
8.5	115.6	20177	0.99	80000	K1532112_M_-__18.C--	959	200L
7.2	135.6	23660	0.89	80000	K1532125_M_-__18.C--	959	200L

NOTE

Other output speeds are available using 2 and 8 pole motors - Consult Application Engineering



SELECTION TABLES GEARED MOTORS

18.5 kW

6 POLE

N2 rpm	i	M2 Nm	Fm	N	Unit Designation	kg	
Output Speed	Ratio	Output Torque	Service Factor	Overhung Load	Column Entry 1 - 20 Blanks to be filled when entering order	Weight of base mount unit	Motor Size
20.4	47.94	8366	3.94	80000	K163245_M_18.C--	1545	200L
17.5	55.88	9752	3.38	80000	K163250_M_18.C--	1545	200L
15.2	64.44	11246	2.93	80000	K163263_M_18.C--	1545	200L
13.1	74.70	13036	2.53	80000	K163271_M_18.C--	1545	200L
11.4	86.08	15022	2.20	80000	K163280_M_18.C--	1545	200L
9.5	102.9	17952	1.84	80000	K1632100_M_18.C--	1545	200L
7.9	123.5	21543	1.34	80000	K1632125_M_18.C--	1545	200L
6.9	141.4	23968	1.38	80000	K1652140_M_18.C--	1648	200L
6.0	163.5	27712	1.19	80000	K1652160_M_18.C--	1648	200L
5.0	194.7	32996	1.00	80000	K1652200_M_18.C--	1648	200L

22.0 kW

4 POLE

183	8.03	1111	2.34	33554	K09328.0_M_22.A--	375	180L
133	11.06	1530	1.97	32600	K093211_M_22.A--	375	180L
119	12.40	1716	1.84	32399	K093212_M_22.A--	375	180L
106	13.92	1926	1.72	32704	K093214_M_22.A--	375	180L
82.0	17.93	2481	1.44	33490	K093218_M_22.A--	375	180L
73.4	20.03	2771	1.32	33835	K093220_M_22.A--	375	180L
58.8	25.02	3462	1.09	34677	K093225_M_22.A--	375	180L
52.9	27.78	3843	0.99	35293	K093228_M_22.A--	375	180L
46.4	31.67	4382	0.87	34047	K093232_M_22.A--	375	180L
178	8.26	1143	3.60	43100	K10328.0_M_22.A--	499	180L
127	11.54	1597	3.60	43100	K103211_M_22.A--	499	180L
117	12.55	1736	3.57	43100	K103212_M_22.A--	499	180L
103	14.26	1973	3.31	43100	K103214_M_22.A--	499	180L
79.2	18.57	2569	2.80	43100	K103218_M_22.A--	499	180L
73.3	20.05	2774	2.59	43100	K103220_M_22.A--	499	180L
57.1	25.76	3564	2.02	43100	K103225_M_22.A--	499	180L
50.3	29.24	4045	1.78	43100	K103228_M_22.A--	499	180L
44.4	33.10	4579	1.58	43100	K103232_M_22.A--	499	180L
39.4	37.34	5166	1.39	43100	K103236_M_22.A--	499	180L
35.4	41.49	5740	1.25	43100	K103240_M_22.A--	499	180L
32.4	45.37	6277	1.15	43100	K103245_M_22.A--	499	180L
29.2	50.41	6974	1.04	43100	K103250_M_22.A--	499	180L
24.7	59.58	8243	0.87	43100	K103263_M_22.A--	499	180L
55.5	26.50	3666	3.35	61300	K123225_M_22.A--	633	180L
50.7	28.99	4011	3.07	61300	K123228_M_22.A--	633	180L
44.8	32.83	4542	2.71	61300	K123232_M_22.A--	633	180L
40.6	36.18	5006	2.57	61300	K123236_M_22.A--	633	180L
36.4	40.44	5595	2.26	61300	K123240_M_22.A--	633	180L
31.4	46.81	6476	1.90	61300	K123245_M_22.A--	633	180L
27.9	52.76	7299	1.69	61300	K123250_M_22.A--	633	180L
24.2	60.77	8408	1.46	61300	K123263_M_22.A--	633	180L
19.7	74.62	10324	1.19	61300	K123271_M_22.A--	633	180L
17.7	83.10	11497	1.07	61300	K123280_M_22.A--	633	180L
15.1	97.07	13430	0.92	61300	K1232100_M_22.A--	633	180L
36.8	40.00	5534	3.79	80000	K153240_M_22.A--	912	180L
32.1	45.83	6341	3.31	80000	K153245_M_22.A--	912	180L
29.8	49.26	6815	3.08	80000	K153250_M_22.A--	912	180L
23.2	63.39	8770	2.39	80000	K153263_M_22.A--	912	180L
19.3	76.04	10520	2.00	80000	K153271_M_22.A--	912	180L
16.1	91.25	12625	1.66	80000	K153280_M_22.A--	912	180L
14.9	98.86	13677	1.54	80000	K1532100_M_22.A--	912	180L
12.7	115.6	15996	1.25	80000	K1532112_M_22.A--	912	180L
10.8	135.6	18758	1.12	80000	K1532125_M_22.A--	912	180L
9.7	152.1	21041	1.00	80000	K1532140_M_22.A--	912	180L

NOTE

Other output speeds are available using 2 and 8 pole motors - Consult Application Engineering



SERIES K

SELECTION TABLES

GEARED MOTORS

22.0 kW

4 POLE

N2 rpm	i	M2 Nm	Fm	N	Unit Designation	kg	
Output Speed	Ratio	Output Torque	Service Factor	Overhung Load	Column Entry 1 - 20 Blanks to be filled when entering order	Weight of base mount unit	Motor Size
22.8	64.44	8915	3.70	80000	K163263_M_-22.A--	1493	180L
19.7	74.70	10335	3.19	80000	K163271_M_-22.A--	1493	180L
17.1	86.08	11909	2.77	80000	K163280_M_-22.A--	1493	180L
14.3	102.9	14232	2.32	80000	K1632100_M_-22.A--	1493	180L
11.9	123.5	17080	1.69	80000	K1632125_M_-22.A--	1493	180L
10.4	141.4	19002	1.74	80000	K1652140_M_-22.A--	1601	180L
9.0	163.5	21970	1.50	80000	K1652160_M_-22.A--	1601	180L
7.5	194.7	26159	1.26	80000	K1652200_M_-22.A--	1601	180L
6.0	243.2	32671	1.01	80000	K1652250_M_-22.A--	1601	180L
5.4	272.6	36618	0.90	80000	K1652280_M_-22.A--	1601	180L

22.0 kW

6 POLE

122.0	8.03	1666	1.75	32742	K09328.0_M_-22.C--	426	200L
88.6	11.06	2295	1.46	33573	K093211_M_-22.C--	426	200L
79.0	12.40	2573	1.34	33959	K093212_M_-22.C--	426	200L
70.4	13.92	2889	1.23	34283	K093214_M_-22.C--	426	200L
54.7	17.93	3721	1.01	35138	K093218_M_-22.C--	426	200L
48.9	20.03	4157	0.91	34475	K093220_M_-22.C--	426	200L
119	8.26	1714	2.39	43100	K10328.0_M_-22.C--	550	200L
84.9	11.54	2395	2.39	43100	K103211_M_-22.C--	550	200L
78.1	12.55	2604	2.40	43100	K103212_M_-22.C--	550	200L
68.7	14.26	2959	2.40	43100	K103214_M_-22.C--	550	200L
52.8	18.57	3854	1.87	43100	K103218_M_-22.C--	550	200L
48.9	20.05	4161	1.73	43100	K103220_M_-22.C--	550	200L
38.0	25.76	5346	1.34	43100	K103225_M_-22.C--	550	200L
33.5	29.24	6068	1.18	43100	K103228_M_-22.C--	550	200L
29.6	33.10	6869	1.05	43100	K103232_M_-22.C--	550	200L
26.2	37.34	7749	0.98	43100	K103236_M_-22.C--	550	200L
23.6	41.49	8610	0.84	43100	K103240_M_-22.C--	550	200L
115	8.51	1766	2.94	61300	K12328.0_M_-22.C--	685	200L
83.1	11.80	2449	2.95	61300	K123211_M_-22.C--	685	200L
75.6	12.96	2690	2.95	61300	K123212_M_-22.C--	685	200L
68.8	14.25	2957	2.95	61300	K123214_M_-22.C--	685	200L
53.8	18.20	3777	2.94	61300	K123218_M_-22.C--	685	200L
48.6	20.17	4186	2.94	61300	K123220_M_-22.C--	685	200L
37.0	26.50	5499	2.24	61300	K123225_M_-22.C--	685	200L
33.8	28.99	6016	2.04	61300	K123228_M_-22.C--	685	200L
29.9	32.83	6813	1.81	61300	K123232_M_-22.C--	685	200L
27.1	36.18	7508	1.70	61300	K123236_M_-22.C--	685	200L
24.2	40.44	8392	1.50	61300	K123240_M_-22.C--	685	200L
20.9	46.81	9714	1.27	61300	K123245_M_-22.C--	685	200L
18.6	52.76	10949	1.12	61300	K123250_M_-22.C--	685	200L
16.1	60.77	12611	0.98	61300	K123263_M_-22.C--	685	200L
38.5	25.45	5282	3.98	80000	K153228_M_-22.C--	959	200L
30.8	31.77	6593	3.19	80000	K153232_M_-22.C--	959	200L
27.8	35.23	7311	2.87	80000	K153236_M_-22.C--	959	200L
24.5	40.00	8301	2.53	80000	K153240_M_-22.C--	959	200L
21.4	45.83	9511	2.21	80000	K153245_M_-22.C--	959	200L
19.9	49.26	10223	2.05	80000	K153250_M_-22.C--	959	200L
15.5	63.39	13155	1.60	80000	K153263_M_-22.C--	959	200L
12.9	76.04	15780	1.33	80000	K153271_M_-22.C--	959	200L
10.7	91.25	18937	1.11	80000	K153280_M_-22.C--	959	200L
9.9	98.86	20516	1.02	80000	K1532100_M_-22.C--	959	200L
22.1	44.38	9210	3.58	80000	K163240_M_-22.C--	1545	200L
20.4	47.94	9949	3.32	80000	K163245_M_-22.C--	1545	200L
17.5	55.88	11597	2.85	80000	K163250_M_-22.C--	1545	200L
15.2	64.44	13373	2.47	80000	K163263_M_-22.C--	1545	200L

NOTE

Other output speeds are available using 2 and 8 pole motors - Consult Application Engineering



SELECTION TABLES GEARED MOTORS

22.0 kW

6 POLE

N2 rpm	i	M2 Nm	Fm	N	Unit Designation	kg	
Output Speed	Ratio	Output Torque	Service Factor	Overhung Load	Column Entry <input type="text" value="1"/> - <input type="text" value="20"/> Blanks to be filled when entering order	Weight of base mount unit	Motor Size
13.1	74.70	15502	2.13	80000	K163271_M_-__22.C--	1545	200L
11.4	86.08	17864	1.85	80000	K163280_M_-__22.C--	1545	200L
9.5	102.9	21348	1.55	80000	K1632100_M_-__22.C--	1545	200L
7.9	123.5	25619	1.12	80000	K1632125_M_-__22.C--	1545	200L
6.9	141.44	28503	1.16	80000	K1652140_M_-__22.C--	1648	200L
6.0	163.5	32955	1.00	80000	K1652160_M_-__22.C--	1648	200L
5.0	194.7	39239	0.84	80000	K1652200_M_-__22.C--	1648	200L

30.0 kW

4 POLE

183	8.03	1515	1.71	30540	K09328.0_M_-__30.A--	426	200L
133	11.06	2087	1.45	29737	K093211_M_-__30.A--	426	200L
119	12.40	2339	1.35	29521	K093212_M_-__30.A--	426	200L
106	13.92	2626	1.26	29799	K093214_M_-__30.A--	426	200L
82.0	17.93	3383	1.06	30515	K093218_M_-__30.A--	426	200L
73.4	20.03	3779	0.97	30828	K093220_M_-__30.A--	426	200L
178	8.26	1558	2.64	43100	K10328.0_M_-__30.A--	550	200L
127	11.54	2177	2.64	43100	K103211_M_-__30.A--	550	200L
117	12.55	2368	2.62	43100	K103212_M_-__30.A--	550	200L
103	14.26	2690	2.64	43100	K103214_M_-__30.A--	550	200L
79.2	18.57	3503	2.05	43100	K103218_M_-__30.A--	550	200L
73.3	20.05	3783	1.90	43100	K103220_M_-__30.A--	550	200L
57.1	25.76	4860	1.59	43100	K103225_M_-__30.A--	550	200L
50.3	29.24	5516	1.31	43100	K103228_M_-__30.A--	550	200L
44.4	33.10	6245	1.16	43100	K103232_M_-__30.A--	550	200L
39.4	37.34	7045	1.02	43100	K103236_M_-__30.A--	550	200L
35.4	41.49	7828	0.96	43100	K103240_M_-__30.A--	550	200L
32.4	45.37	8560	0.84	43100	K103245_M_-__30.A--	550	200L
173	8.51	1606	3.24	61300	K12328.0_M_-__30.A--	685	200L
125	11.80	2226	3.24	61300	K123211_M_-__30.A--	685	200L
113	12.96	2445	3.24	61300	K123212_M_-__30.A--	685	200L
103	14.25	2688	3.24	61300	K123214_M_-__30.A--	685	200L
80.8	18.20	3434	3.23	61300	K123218_M_-__30.A--	685	200L
72.9	20.17	3805	3.18	61300	K123220_M_-__30.A--	685	200L
55.5	26.50	5000	2.46	61300	K123225_M_-__30.A--	685	200L
50.7	28.99	5469	2.25	61300	K123228_M_-__30.A--	685	200L
44.8	32.83	6194	1.99	61300	K123232_M_-__30.A--	685	200L
40.6	36.18	6826	1.88	61300	K123236_M_-__30.A--	685	200L
36.4	40.44	7629	1.66	61300	K123240_M_-__30.A--	685	200L
31.4	46.81	8831	1.39	61300	K123245_M_-__30.A--	685	200L
27.9	52.76	9954	1.24	61300	K123250_M_-__30.A--	685	200L
24.2	60.77	11465	1.07	61300	K123263_M_-__30.A--	685	200L
19.7	74.62	14078	0.87	61300	K123271_M_-__30.A--	685	200L
46.3	31.77	5994	3.50	80000	K153232_M_-__30.A--	959	200L
41.7	35.23	6647	3.16	80000	K153236_M_-__30.A--	959	200L
36.8	40.00	7546	2.78	80000	K153240_M_-__30.A--	959	200L
32.1	45.83	8646	2.43	80000	K153245_M_-__30.A--	959	200L
29.8	49.26	9293	2.26	80000	K153250_M_-__30.A--	959	200L
23.2	63.39	11959	1.76	80000	K153263_M_-__30.A--	959	200L
19.3	76.04	14346	1.46	80000	K153271_M_-__30.A--	959	200L
16.1	91.25	17215	1.22	80000	K153280_M_-__30.A--	959	200L
14.9	98.86	18651	1.13	80000	K1532100_M_-__30.A--	959	200L
12.7	115.6	21813	0.92	80000	K1532112_M_-__30.A--	959	200L
33.1	44.38	8373	3.94	80000	K163240_M_-__30.A--	1545	200L
30.7	47.94	9044	3.65	80000	K163245_M_-__30.A--	1545	200L
26.3	55.88	10542	3.13	80000	K163250_M_-__30.A--	1545	200L
22.8	64.44	12157	2.71	80000	K163263_M_-__30.A--	1545	200L
19.7	74.70	14093	2.34	80000	K163271_M_-__30.A--	1545	200L
17.1	86.08	16240	2.03	80000	K163280_M_-__30.A--	1545	200L
14.3	102.9	19408	1.70	80000	K1632100_M_-__30.A--	1545	200L
11.9	123.5	23290	1.24	80000	K1632125_M_-__30.A--	1545	200L

NOTE

Other output speeds are available using 2 and 8 pole motors - Consult Application Engineering



SERIES K

SELECTION TABLES

GEARED MOTORS

30.0 kW

4 POLE

N2 rpm	i	M2 Nm	Fm	N	Unit Designation	kg	
Output Speed	Ratio	Output Torque	Service Factor	Overhung Load	Column Entry 1 - 20 Blanks to be filled when entering order	Weight of base mount unit	Motor Size
10.4	141.44	25912	1.27	80000	K1652140_M_-__30.A--	1648	200L
9.0	163.53	29959	1.10	80000	K1652160_M_-__30.A--	1648	200L
7.5	194.71	35672	0.93	80000	K1652200_M_-__30.A--	1648	200L

30.0 kW

6 POLE

123	8.03	2261	1.29	29879	K09328.0_M_-__30.C--	520	225M
89.1	11.06	3114	1.07	30637	K093211._M_-__30.C--	520	225M
79.4	12.40	3491	0.99	30989	K093212._M_-__30.C--	520	225M
70.8	13.92	3919	0.91	31285	K093214._M_-__30.C--	520	225M
119	8.26	2326	1.76	43100	K10328.0_M_-__30.C--	644	225M
85.4	11.54	3249	1.76	43100	K103211._M_-__30.C--	644	225M
78.5	12.55	3534	1.77	43100	K103212._M_-__30.C--	644	225M
69.1	14.26	4015	1.77	43100	K103214._M_-__30.C--	644	225M
53.0	18.57	5228	1.38	43100	K103218._M_-__30.C--	644	225M
49.1	20.05	5645	1.27	43100	K103220._M_-__30.C--	644	225M
38.2	25.76	7253	0.99	43100	K103225._M_-__30.C--	644	225M
33.7	29.24	8233	0.87	43100	K103228._M_-__30.C--	644	225M
116	8.51	2396	2.17	61300	K12328.0_M_-__30.C--	779	225M
83.5	11.80	3322	2.17	61300	K123211._M_-__30.C--	779	225M
76.0	12.96	3649	2.17	61300	K123212._M_-__30.C--	779	225M
69.1	14.25	4012	2.17	61300	K123214._M_-__30.C--	779	225M
54.1	18.20	5124	2.17	61300	K123218._M_-__30.C--	779	225M
48.8	20.17	5679	2.17	61300	K123220._M_-__30.C--	779	225M
37.2	26.50	7461	1.65	61300	K123225._M_-__30.C--	779	225M
34.0	28.99	8162	1.51	61300	K123228._M_-__30.C--	779	225M
30.0	32.83	9243	1.33	61300	K123232._M_-__30.C--	779	225M
27.2	36.18	10187	1.25	61300	K123236._M_-__30.C--	779	225M
24.4	40.44	11386	1.11	61300	K123240._M_-__30.C--	779	225M
21.0	46.81	13180	0.93	61300	K123245._M_-__30.C--	779	225M
18.7	52.76	14855	0.83	61300	K123250._M_-__30.C--	779	225M
43.0	22.92	6453	3.25	80000	K153225._M_-__30.C--	1063	225M
38.7	25.45	7166	2.93	80000	K153228._M_-__30.C--	1063	225M
31.0	31.77	8945	2.35	80000	K153232._M_-__30.C--	1063	225M
28.0	35.23	9919	2.12	80000	K153236._M_-__30.C--	1063	225M
24.6	40.00	11262	1.86	80000	K153240._M_-__30.C--	1063	225M
21.5	45.83	12904	1.63	80000	K153245._M_-__30.C--	1063	225M
20.0	49.26	13869	1.51	80000	K153250._M_-__30.C--	1063	225M
15.5	63.39	17848	1.18	80000	K153263._M_-__30.C--	1063	225M
13.0	76.04	21409	0.98	80000	K153271._M_-__30.C--	1063	225M
25.7	38.38	10806	3.05	80000	K163236._M_-__30.C--	1642	225M
22.2	44.38	12495	2.64	80000	K163240._M_-__30.C--	1642	225M
20.5	47.94	13498	2.44	80000	K163245._M_-__30.C--	1642	225M
17.6	55.88	15733	2.10	80000	K163250._M_-__30.C--	1642	225M
15.3	64.44	18143	1.82	80000	K163263._M_-__30.C--	1642	225M
13.2	74.70	21032	1.57	80000	K163271._M_-__30.C--	1642	225M
11.4	86.08	24236	1.36	80000	K163280._M_-__30.C--	1642	225M
9.6	102.9	28964	1.14	80000	K1632100_M_-__30.C--	1642	225M
8.0	123.5	34758	0.83	80000	K1632125_M_-__30.C--	1642	225M

NOTE

Other output speeds are available using 2 and 8 pole motors - Consult Application Engineering



SERIES K

SELECTION TABLES

GEARED MOTORS

37.0 kW

4 POLE

N2 rpm	i	M2 Nm	Fm	N	Unit Designation	kg	
Output Speed	Ratio	Output Torque	Service Factor	Overhung Load	Column Entry 1 - 20 Blanks to be filled when entering order	Weight of base mount unit	Motor Size
183	8.03	1868	1.39	28700	K09328.0_M_-__37.A--	487	225S
133	11.06	2573	1.18	27954	K093211.M_-__37.A--	487	225S
119	12.40	2885	1.10	27783	K093212.M_-__37.A--	487	225S
106	13.92	3239	1.02	27982	K093214.M_-__37.A--	487	225S
82.0	17.93	4172	0.84	28471	K093218.M_-__37.A--	487	225S
178	8.26	1922	2.15	43100	K10328.0_M_-__37.A--	611	225S
127	11.54	2685	2.15	43100	K103211.M_-__37.A--	611	225S
117	12.55	2920	2.13	43100	K103212.M_-__37.A--	611	225S
103	14.26	3318	1.97	43100	K103214.M_-__37.A--	611	225S
79.2	18.57	4321	1.66	43100	K103218.M_-__37.A--	611	225S
73.3	20.05	4665	1.55	43100	K103220.M_-__37.A--	611	225S
57.1	25.76	5994	1.29	43100	K103225.M_-__37.A--	611	225S
50.3	29.24	6804	1.06	43100	K103228.M_-__37.A--	611	225S
44.4	33.10	7702	0.94	43100	K103232.M_-__37.A--	611	225S
39.4	37.34	8688	0.89	43100	K103236.M_-__37.A--	611	225S
173	8.51	1980	2.63	61300	K12328.0_M_-__37.A--	746	225S
125	11.80	2746	2.63	61300	K123211.M_-__37.A--	746	225S
113	12.96	3016	2.63	61300	K123212.M_-__37.A--	746	225S
103	14.25	3316	2.63	61300	K123214.M_-__37.A--	746	225S
80.8	18.20	4235	2.62	61300	K123218.M_-__37.A--	746	225S
72.9	20.17	4693	2.58	61300	K123220.M_-__37.A--	746	225S
55.5	26.50	6166	1.99	61300	K123225.M_-__37.A--	746	225S
50.7	28.99	6745	1.82	61300	K123228.M_-__37.A--	746	225S
44.8	32.83	7639	1.61	61300	K123232.M_-__37.A--	746	225S
40.6	36.18	8418	1.53	61300	K123236.M_-__37.A--	746	225S
36.4	40.44	9410	1.35	61300	K123240.M_-__37.A--	746	225S
31.4	46.81	10892	1.13	61300	K123245.M_-__37.A--	746	225S
27.9	52.76	12276	1.00	61300	K123250.M_-__37.A--	746	225S
24.2	60.77	14140	0.87	61300	K123263.M_-__37.A--	746	225S
64.1	22.92	5333	3.73	80000	K153225.M_-__37.A--	1030	225S
57.8	25.45	5922	3.51	80000	K153228.M_-__37.A--	1030	225S
46.3	31.77	7392	2.84	80000	K153232.M_-__37.A--	1030	225S
41.7	35.23	8197	2.56	80000	K153236.M_-__37.A--	1030	225S
36.8	40.00	9307	2.26	80000	K153240.M_-__37.A--	1030	225S
32.1	45.83	10664	1.97	80000	K153245.M_-__37.A--	1030	225S
29.8	49.26	11462	1.83	80000	K153250.M_-__37.A--	1030	225S
23.2	63.39	14750	1.42	80000	K153263.M_-__37.A--	1030	225S
19.3	76.04	17693	1.19	80000	K153271.M_-__37.A--	1030	225S
16.1	91.25	21232	0.99	80000	K153280.M_-__37.A--	1030	225S
14.9	98.86	23003	0.91	80000	K1532100.M_-__37.A--	1030	225S
38.3	38.38	8930	3.70	80000	K163236.M_-__37.A--	1609	225S
33.1	44.38	10326	3.20	80000	K163240.M_-__37.A--	1609	225S
30.7	47.94	11155	2.96	80000	K163245.M_-__37.A--	1609	225S
26.3	55.88	13002	2.54	80000	K163250.M_-__37.A--	1609	225S
22.8	64.44	14994	2.20	80000	K163263.M_-__37.A--	1609	225S
19.7	74.70	17381	1.90	80000	K163271.M_-__37.A--	1609	225S
17.1	86.08	20029	1.65	80000	K163280.M_-__37.A--	1609	225S
14.3	102.9	23936	1.38	80000	K1632100.M_-__37.A--	1609	225S
11.9	123.5	28725	1.00	80000	K1632125.M_-__37.A--	1609	225S
10.4	141.4	31958	1.03	80000	K1652140.M_-__37.A--	1719	225S
9.0	163.5	36950	0.89	80000	K1652160.M_-__37.A--	1719	225S

NOTE

Other output speeds are available using 2 and 8 pole motors - Consult Application Engineering



SELECTION TABLES GEARED MOTORS

37.0 kW

6 POLE

N2 rpm	i	M2 Nm	Fm	N	Unit Designation	kg	
Output Speed	Ratio	Output Torque	Service Factor	Overhung Load	Column Entry <input type="text" value="1"/> - <input type="text" value="20"/> Blanks to be filled when entering order	Weight of base mount unit	Motor Size
116	8.51	2955	1.76	61300	K12328.0_M_ _ 37.C--	865	250M
83.5	11.80	4098	1.76	61300	K123211_M_ _ 37.C--	865	250M
76.0	12.96	4500	1.76	61300	K123212_M_ _ 37.C--	865	250M
69.1	14.25	4948	1.76	61300	K123214_M_ _ 37.C--	865	250M
54.1	18.20	6320	1.76	61300	K123218_M_ _ 37.C--	865	250M
48.8	20.17	7004	1.76	61300	K123220_M_ _ 37.C--	865	250M
37.2	26.50	9202	1.34	61300	K123225_M_ _ 37.C--	865	250M
34.0	28.99	10067	1.22	61300	K123228_M_ _ 37.C--	865	250M
30.0	32.83	11400	1.08	61300	K123232_M_ _ 37.C--	865	250M
27.2	36.18	12564	1.02	61300	K123236_M_ _ 37.C--	865	250M
24.4	40.44	14043	0.90	61300	K123240_M_ _ 37.C--	865	250M
69.9	14.10	4896	3.70	80000	K153214_M_ _ 37.C--	1184	250M
62.0	15.88	5514	3.48	80000	K153218_M_ _ 37.C--	1184	250M
55.2	17.86	6202	3.27	80000	K153220_M_ _ 37.C--	1184	250M
43.0	22.92	7959	2.64	80000	K153225_M_ _ 37.C--	1184	250M
38.7	25.45	8838	2.38	80000	K153228_M_ _ 37.C--	1184	250M
31.0	31.77	11032	1.90	80000	K153232_M_ _ 37.C--	1184	250M
28.0	35.23	12234	1.72	80000	K153236_M_ _ 37.C--	1184	250M
24.6	40.00	13890	1.51	80000	K153240_M_ _ 37.C--	1184	250M
21.5	45.83	15915	1.32	80000	K153245_M_ _ 37.C--	1184	250M
20.0	49.26	17106	1.23	80000	K153250_M_ _ 37.C--	1184	250M
15.5	63.39	22012	0.95	80000	K153263_M_ _ 37.C--	1184	250M
25.7	38.38	13328	2.48	80000	K163236_M_ _ 37.C--	1721	250M
22.2	44.38	15411	2.14	80000	K163240_M_ _ 37.C--	1721	250M
20.5	47.94	16647	1.98	80000	K163245_M_ _ 37.C--	1721	250M
17.6	55.88	19404	1.70	80000	K163250_M_ _ 37.C--	1721	250M
15.3	64.44	22377	1.47	80000	K163263_M_ _ 37.C--	1721	250M
13.2	74.70	25940	1.27	80000	K163271_M_ _ 37.C--	1721	250M
11.4	86.08	29891	1.10	80000	K163280_M_ _ 37.C--	1721	250M
9.6	102.9	35722	0.92	80000	K1632100_M_ _ 37.C--	1721	250M
8.0	123.4	35722	0.81	80000	K1632125_M_ _ 37.C--	1721	250M

NOTE

Other output speeds are available using 2 and 8 pole motors - Consult Application Engineering



SELECTION TABLES GEARED MOTORS

45.0 kW

4 POLE

N2 rpm	i	M2 Nm	Fm	N	Unit Designation	kg	
Output Speed	Ratio	Output Torque	Service Factor	Overhung Load	Column Entry <input type="text" value="1"/> - <input type="text" value="20"/> Blanks to be filled when entering order	Weight of base mount unit	Motor Size
184	8.03	2257	1.15	27113	K09328.0_M_-45.A--	520	225M
134	11.06	3109	0.97	26358	K093211.M_-45.A--	520	225M
119	12.40	3485	0.90	26193	K093212.M_-45.A--	520	225M
106	13.92	3913	0.85	26439	K093214.M_-45.A--	520	225M
179	8.26	2322	1.77	43100	K10328.0_M_-45.A--	644	225M
128	11.54	3244	1.77	41871	K103211.M_-45.A--	644	225M
118	12.55	3528	1.75	41273	K103212.M_-45.A--	644	225M
104	14.26	4008	1.63	41213	K103214.M_-45.A--	644	225M
79.7	18.57	5220	1.38	41942	K103218.M_-45.A--	644	225M
73.8	20.05	5636	1.28	42494	K103220.M_-45.A--	644	225M
57.5	25.76	7241	1.06	43100	K103225.M_-45.A--	644	225M
50.6	29.24	8219	0.87	41405	K103228.M_-45.A--	644	225M
174	8.51	2392	2.17	61300	K12328.0_M_-45.A--	779	225M
125	11.80	3317	2.18	61300	K123211.M_-45.A--	779	225M
114	12.96	3643	2.18	61300	K123212.M_-45.A--	779	225M
104	14.25	4005	2.18	61300	K123214.M_-45.A--	779	225M
81.3	18.20	5116	2.17	61300	K123218.M_-45.A--	779	225M
73.4	20.17	5669	2.13	61300	K123220.M_-45.A--	779	225M
55.8	26.50	7449	1.65	61300	K123225.M_-45.A--	779	225M
51.1	28.99	8149	1.51	61300	K123228.M_-45.A--	779	225M
45.1	32.83	9228	1.33	61300	K123232.M_-45.A--	779	225M
40.9	36.18	10169	1.26	61300	K123236.M_-45.A--	779	225M
36.6	40.44	11367	1.11	61300	K123240.M_-45.A--	779	225M
31.6	46.81	13157	0.93	61300	K123245.M_-45.A--	779	225M
28.1	52.76	14830	0.83	61300	K123250.M_-45.A--	779	225M
93.2	15.88	4464	3.81	80000	K153218.M_-45.A--	1063	225M
82.9	17.86	5020	3.57	80000	K153220.M_-45.A--	1063	225M
64.6	22.92	6442	3.09	80000	K153225.M_-45.A--	1063	225M
58.2	25.45	7153	2.91	80000	K153228.M_-45.A--	1063	225M
46.6	31.77	8930	2.35	80000	K153232.M_-45.A--	1063	225M
42.0	35.23	9902	2.12	80000	K153236.M_-45.A--	1063	225M
37.0	40.00	11243	1.87	80000	K153240.M_-45.A--	1063	225M
32.3	45.83	12882	1.63	80000	K153245.M_-45.A--	1063	225M
30.0	49.26	13846	1.52	80000	K153250.M_-45.A--	1063	225M
23.3	63.39	17818	1.18	80000	K153263.M_-45.A--	1063	225M
19.5	76.04	21373	0.98	80000	K153271.M_-45.A--	1063	225M
38.6	38.38	10788	3.06	80000	K163236.M_-45.A--	1642	225M
33.3	44.38	12474	2.65	80000	K163240.M_-45.A--	1642	225M
30.9	47.94	13475	2.45	80000	K163245.M_-45.A--	1642	225M
26.5	55.88	15707	2.10	80000	K163250.M_-45.A--	1642	225M
23.0	64.44	18113	1.82	80000	K163263.M_-45.A--	1642	225M
19.8	74.70	20997	1.57	80000	K163271.M_-45.A--	1642	225M
17.2	86.08	24195	1.36	80000	K163280.M_-45.A--	1642	225M
14.4	102.9	28915	1.14	80000	K1632100.M_-45.A--	1642	225M
12.0	123.4	34685	0.83	80000	K1632125.M_-45.A--	1642	225M

NOTE

Other output speeds are available using 2 and 8 pole motors - Consult Application Engineering



SELECTION TABLES GEARED MOTORS

45.0 kW

6 POLE

N2 rpm	i	M2 Nm	Fm	N	Unit Designation	kg	
Output Speed	Ratio	Output Torque	Service Factor	Overhung Load	Column Entry <input type="text" value="1"/> - <input type="text" value="20"/> Blanks to be filled when entering order	Weight of base mount unit	Motor Size
116	8.51	3594	1.45	61300	K12328.0_M_ _ 45.C--	981	280S
83.5	11.80	4984	1.45	61300	K123211. _M_ _ 45.C--	981	280S
76.0	12.96	5473	1.45	61300	K123212. _M_ _ 45.C--	981	280S
69.1	14.25	6018	1.45	61300	K123214. _M_ _ 45.C--	981	280S
54.1	18.20	7686	1.44	61300	K123218. _M_ _ 45.C--	981	280S
48.8	20.17	8518	1.44	61300	K123220. _M_ _ 45.C--	981	280S
37.2	26.50	11192	1.10	61300	K123225. _M_ _ 45.C--	981	280S
34.0	28.99	12243	1.00	61300	K123228. _M_ _ 45.C--	981	280S
30.0	32.83	13865	0.89	61300	K123232. _M_ _ 45.C--	981	280S
27.2	36.18	15280	0.83	61300	K123236. _M_ _ 45.C--	981	280S
97.4	10.11	4270	3.35	80000	K153211. _M_ _ 45.C--	1300	280S
86.7	11.36	4798	3.33	80000	K153212. _M_ _ 45.C--	1300	280S
69.9	14.10	5955	3.04	80000	K153214. _M_ _ 45.C--	1300	280S
62.0	15.88	6707	2.86	80000	K153218. _M_ _ 45.C--	1300	280S
55.2	17.86	7543	2.69	80000	K153220. _M_ _ 45.C--	1300	280S
43.0	22.92	9680	2.17	80000	K153225. _M_ _ 45.C--	1300	280S
38.7	25.45	10748	1.95	80000	K153228. _M_ _ 45.C--	1300	280S
31.0	31.77	13418	1.57	80000	K153232. _M_ _ 45.C--	1300	280S
28.0	35.23	14879	1.41	80000	K153236. _M_ _ 45.C--	1300	280S
24.6	40.00	16893	1.24	80000	K153240. _M_ _ 45.C--	1300	280S
21.5	45.83	19356	1.08	80000	K153245. _M_ _ 45.C--	1300	280S
20.0	49.26	20804	1.01	80000	K153250. _M_ _ 45.C--	1300	280S
38.4	25.63	10824	3.05	80000	K163225. _M_ _ 45.C--	1837	280S
32.2	30.61	12928	2.55	80000	K163228. _M_ _ 45.C--	1837	280S
28.4	34.73	14668	2.25	80000	K163232. _M_ _ 45.C--	1837	280S
25.7	38.38	16209	2.04	80000	K163236. _M_ _ 45.C--	1837	280S
22.2	44.38	18743	1.76	80000	K163240. _M_ _ 45.C--	1837	280S
20.5	47.94	20247	1.63	80000	K163245. _M_ _ 45.C--	1837	280S
17.6	55.88	23600	1.40	80000	K163250. _M_ _ 45.C--	1837	280S
15.3	64.44	27215	1.21	80000	K163263. _M_ _ 45.C--	1837	280S
13.2	74.70	31548	1.05	80000	K163271. _M_ _ 45.C--	1837	280S
11.4	86.08	36354	0.91	80000	K163280. _M_ _ 45.C--	1837	280S

NOTE

Other output speeds are available using 2 and 8 pole motors - Consult Application Engineering



SELECTION TABLES GEARED MOTORS

55.0 kW

4 POLE

N2 rpm	i	M2 Nm	Fm	N	Unit Designation	kg	
Output Speed	Ratio	Output Torque	Service Factor	Overhung Load	Column Entry <input type="text" value="1"/> - <input type="text" value="20"/> Blanks to be filled when entering order	Weight of base mount unit	Motor Size
174	8.51	2924	1.78	61300	K12328.0_M_55.A--	865	250M
125	11.80	4054	1.78	61300	K123211_M_55.A--	865	250M
114	12.96	4452	1.78	61300	K123212_M_55.A--	865	250M
104	14.25	4895	1.78	61300	K123214_M_55.A--	865	250M
81.3	18.20	6252	1.78	61300	K123218_M_55.A--	865	250M
73.4	20.17	6929	1.75	61300	K123220_M_55.A--	865	250M
55.8	26.50	9104	1.35	61300	K123225_M_55.A--	865	250M
51.1	28.99	9959	1.24	61300	K123228_M_55.A--	865	250M
45.1	32.83	11278	1.09	61300	K123232_M_55.A--	865	250M
40.9	36.18	12429	1.03	61300	K123236_M_55.A--	865	250M
36.6	40.44	13893	0.91	61300	K123240_M_55.A--	865	250M
146	10.11	3473	3.97	80000	K153211_M_55.A--	1184	250M
130	11.36	3903	3.72	80000	K153212_M_55.A--	1184	250M
105	14.10	4844	3.30	80000	K153214_M_55.A--	1184	250M
93.2	15.88	5455	3.12	80000	K153218_M_55.A--	1184	250M
82.9	17.86	6136	2.92	80000	K153220_M_55.A--	1184	250M
64.6	22.92	7874	2.53	80000	K153225_M_55.A--	1184	250M
58.2	25.45	8743	2.38	80000	K153228_M_55.A--	1184	250M
46.6	31.77	10914	1.92	80000	K153232_M_55.A--	1184	250M
42.0	35.23	12103	1.74	80000	K153236_M_55.A--	1184	250M
37.0	40.00	13742	1.53	80000	K153240_M_55.A--	1184	250M
32.3	45.83	15745	1.33	80000	K153245_M_55.A--	1184	250M
30.0	49.26	16923	1.24	80000	K153250_M_55.A--	1184	250M
23.3	63.39	21777	0.96	80000	K153263_M_55.A--	1184	250M
38.6	38.38	13185	2.50	80000	K163236_M_55.A--	1721	250M
33.3	44.38	15246	2.16	80000	K163240_M_55.A--	1721	250M
30.9	47.94	16469	2.00	80000	K163245_M_55.A--	1721	250M
26.5	55.88	19197	1.72	80000	K163250_M_55.A--	1721	250M
23.0	64.44	22138	1.49	80000	K163263_M_55.A--	1721	250M
19.8	74.70	25663	1.29	80000	K163271_M_55.A--	1721	250M
17.2	86.08	29572	1.12	80000	K163280_M_55.A--	1721	250M
14.4	102.9	35340	0.93	80000	K1632100_M_55.A--	1721	250M

NOTE

Other output speeds are available using 2 and 8 pole motors - Consult Application Engineering



SELECTION TABLES GEARED MOTORS

55.0 kW

6 POLE

N2 rpm	i	M2 Nm	Fm	N	Unit Designation	kg	
Output Speed	Ratio	Output Torque	Service Factor	Overhung Load	Column Entry <input type="text" value="1"/> - <input type="text" value="20"/> Blanks to be filled when entering order	Weight of base mount unit	Motor Size
116	8.51	4393	1.18	61300	K12328.0_M_-_55.C--	1071	280M
83.5	11.80	6091	1.19	61300	K123211_M_-_55.C--	1071	280M
76.0	12.96	6690	1.19	61300	K123212_M_-_55.C--	1071	280M
69.1	14.25	7356	1.19	61300	K123214_M_-_55.C--	1071	280M
54.1	18.20	9395	1.18	61300	K123218_M_-_55.C--	1071	280M
48.8	20.17	10411	1.18	61300	K123220_M_-_55.C--	1071	280M
37.2	26.50	13679	0.90	61300	K123225_M_-_55.C--	1071	280M
34.0	28.99	14964	0.82	61300	K123228_M_-_55.C--	1071	280M
97.4	10.11	5219	2.74	80000	K153211_M_-_55.C--	1390	280M
86.7	11.36	5864	2.73	80000	K153212_M_-_55.C--	1390	280M
69.9	14.10	7278	2.49	80000	K153214_M_-_55.C--	1390	280M
62.0	15.88	8197	2.34	80000	K153218_M_-_55.C--	1390	280M
55.2	17.86	9219	2.20	80000	K153220_M_-_55.C--	1390	280M
43.0	22.92	11831	1.78	80000	K153225_M_-_55.C--	1390	280M
38.7	25.45	13137	1.60	80000	K153228_M_-_55.C--	1390	280M
31.0	31.77	16399	1.28	80000	K153232_M_-_55.C--	1390	280M
28.0	35.23	18185	1.15	80000	K153236_M_-_55.C--	1390	280M
24.6	40.00	20647	1.02	80000	K153240_M_-_55.C--	1390	280M
21.5	45.83	23657	0.89	80000	K153245_M_-_55.C--	1390	280M
38.4	25.63	13230	2.49	80000	K163225_M_-_55.C--	1927	280M
32.2	30.61	15800	2.09	80000	K163228_M_-_55.C--	1927	280M
28.4	34.73	17927	1.84	80000	K163232_M_-_55.C--	1927	280M
25.7	38.38	19811	1.67	80000	K163236_M_-_55.C--	1927	280M
22.2	44.38	22908	1.44	80000	K163240_M_-_55.C--	1927	280M
20.5	47.94	24746	1.33	80000	K163245_M_-_55.C--	1927	280M
17.6	55.88	28844	1.14	80000	K163250_M_-_55.C--	1927	280M
15.3	64.44	33263	0.99	80000	K163263_M_-_55.C--	1927	280M
13.2	74.70	38559	0.86	80000	K163271_M_-_55.C--	1927	280M

NOTE

Other output speeds are available using 2 and 8 pole motors - Consult Application Engineering



SELECTION TABLES GEARED MOTORS

75.0 kW

4 POLE

N2 rpm	i	M2 Nm	Fm	N	Unit Designation	kg	
Output Speed	Ratio	Output Torque	Service Factor	Overhung Load	Column Entry <input type="text" value="1"/> - <input type="text" value="20"/> Blanks to be filled when entering order	Weight of base mount unit	Motor Size
174	8.51	3987	1.30	61300	K12328.0_M_-_75.A--	981	280S
125	11.80	5528	1.31	61300	K123211._M_-_75.A--	981	280S
114	12.96	6071	1.31	61300	K123212._M_-_75.A--	981	280S
104	14.25	6676	1.31	60781	K123214._M_-_75.A--	981	280S
81.3	18.20	8526	1.30	59963	K123218._M_-_75.A--	981	280S
73.4	20.17	9449	1.28	59774	K123220._M_-_75.A--	981	280S
55.8	26.50	12414	0.99	58537	K123225._M_-_75.A--	981	280S
51.1	28.99	13581	0.91	59505	K123228._M_-_75.A--	981	280S
146	10.11	4736	2.91	80000	K153211._M_-_75.A--	1300	280S
130	11.36	5322	2.72	80000	K153212._M_-_75.A--	1300	280S
105	14.10	6605	2.42	80000	K153214._M_-_75.A--	1300	280S
93.2	15.88	7439	2.29	80000	K153218._M_-_75.A--	1300	280S
82.9	17.86	8367	2.14	80000	K153220._M_-_75.A--	1300	280S
64.6	22.92	10737	1.85	80000	K153225._M_-_75.A--	1300	280S
58.2	25.45	11922	1.74	80000	K153228._M_-_75.A--	1300	280S
46.6	31.77	14883	1.41	80000	K153232._M_-_75.A--	1300	280S
42.0	35.23	16504	1.27	80000	K153236._M_-_75.A--	1300	280S
37.0	40.00	18739	1.12	80000	K153240._M_-_75.A--	1300	280S
32.3	45.83	21470	0.98	80000	K153245._M_-_75.A--	1300	280S
30.0	49.26	23077	0.91	80000	K153250._M_-_75.A--	1300	280S
57.7	25.63	12007	2.75	80000	K163225._M_-_75.A--	1837	280S
48.4	30.61	14340	2.30	80000	K163228._M_-_75.A--	1837	280S
42.6	34.73	16270	2.03	80000	K163232._M_-_75.A--	1837	280S
38.6	38.38	17980	1.84	80000	K163236._M_-_75.A--	1837	280S
33.3	44.38	20791	1.59	80000	K163240._M_-_75.A--	1837	280S
30.9	47.94	22458	1.47	80000	K163245._M_-_75.A--	1837	280S
26.5	55.88	26178	1.26	80000	K163250._M_-_75.A--	1837	280S
23.0	64.44	30188	1.09	80000	K163263._M_-_75.A--	1837	280S
19.8	74.70	34994	0.94	80000	K163271._M_-_75.A--	1837	280S
17.2	86.08	40326	0.82	80000	K163280._M_-_75.A--	1837	280S

NOTE

Other output speeds are available using 2 and 8 pole motors - Consult Application Engineering



SELECTION TABLES GEARED MOTORS

75.0 kW

6 POLE

N2 rpm	i	M2 Nm	Fm	N	Unit Designation	kg	
Output Speed	Ratio	Output Torque	Service Factor	Overhung Load	Column Entry <input type="text" value="1"/> - <input type="text" value="20"/> Blanks to be filled when entering order	Weight of base mount unit	Motor Size
72.6	13.57	9552	3.45	80000	K163212._M._75.C--	2241	315S
67.1	14.67	10326	3.20	80000	K163214._M._75.C--	2241	315S
57.4	17.15	12072	2.73	80000	K163218._M._75.C--	2241	315S
43.9	22.45	15802	2.09	80000	K163220._M._75.C--	2241	315S
38.4	25.63	18041	1.83	80000	K163225._M._75.C--	2241	315S
32.2	30.61	21546	1.53	80000	K163228._M._75.C--	2241	315S
28.4	34.73	24446	1.35	80000	K163232._M._75.C--	2241	315S
25.7	38.38	27015	1.22	80000	K163236._M._75.C--	2241	315S
22.2	44.38	31239	1.06	80000	K163240._M._75.C--	2241	315S
20.5	47.94	33744	0.98	80000	K163245._M._75.C--	2241	315S
17.6	55.88	39333	0.84	80000	K163250._M._75.C--	2241	315S

90.0 kW

4 POLE

174	8.51	4784	1.09	59777	K12328.0._M._90.A--	1071	280M
125	11.80	6633	1.09	58878	K123211._M._90.A--	1071	280M
114	12.96	7286	1.09	58263	K123212._M._90.A--	1071	280M
104	14.25	8011	1.09	57546	K123214._M._90.A--	1071	280M
81.3	18.20	10231	1.08	56771	K123218._M._90.A--	1071	280M
73.4	20.17	11339	1.07	56593	K123220._M._90.A--	1071	280M
55.8	26.50	14897	0.83	55421	K123225._M._90.A--	1071	280M
146	10.11	5683	2.43	80000	K153211._M._90.A--	1390	280M
130	11.36	6386	2.27	80000	K153212._M._90.A--	1390	280M
105	14.10	7926	2.02	80000	K153214._M._90.A--	1390	280M
93.2	15.88	8927	1.90	80000	K153218._M._90.A--	1390	280M
82.9	17.86	10040	1.78	80000	K153220._M._90.A--	1390	280M
64.6	22.92	12885	1.54	80000	K153225._M._90.A--	1390	280M
58.2	25.45	14307	1.45	80000	K153228._M._90.A--	1390	280M
46.6	31.77	17860	1.18	80000	K153232._M._90.A--	1390	280M
57.7	25.63	14408	2.29	80000	K163225._M._90.A--	1927	280M
48.4	30.61	17208	1.92	80000	K163228._M._90.A--	1927	280M
42.6	34.73	19524	1.69	80000	K163232._M._90.A--	1927	280M
38.6	38.38	21576	1.53	80000	K163236._M._90.A--	1927	280M
33.3	44.38	24949	1.32	80000	K163240._M._90.A--	1927	280M
30.9	47.94	26950	1.22	80000	K163245._M._90.A--	1927	280M
26.5	55.88	31413	1.05	80000	K163250._M._90.A--	1927	280M
23.0	64.44	36226	0.91	80000	K163263._M._90.A--	1927	280M

NOTE

Other output speeds are available using 2 and 8 pole motors - Consult Application Engineering



SELECTION TABLES GEARED MOTORS

90.0 kW

6 POLE

N2 rpm	i	M2 Nm	Fm	N	Unit Designation	kg	
Output Speed	Ratio	Output Torque	Service Factor	Overhung Load	Column Entry <input type="text" value="1"/> - <input type="text" value="20"/> Blanks to be filled when entering order	Weight of base mount unit	Motor Size
72.6	13.57	11462	2.88	80000	K163212._M._.90.C--	2160	315M
67.1	14.67	12391	2.66	80000	K163214._M._.90.C--	2160	315M
57.4	17.15	14486	2.28	80000	K163218._M._.90.C--	2160	315M
43.9	22.45	18963	1.74	80000	K163220._M._.90.C--	2160	315M
38.4	25.63	21649	1.52	80000	K163225._M._.90.C--	2160	315M
32.2	30.61	25855	1.28	80000	K163228._M._.90.C--	2160	315M
28.4	34.73	29335	1.12	80000	K163232._M._.90.C--	2160	315M
25.7	38.38	32418	1.02	80000	K163236._M._.90.C--	2160	315M
22.2	44.38	37486	0.88	80000	K163240._M._.90.C--	2160	315M

110 kW

4 POLE

109	13.57	9324	3.32	80000	K163212._M._.110A--	2120	315S
101	14.67	10080	3.17	80000	K163214._M._.110A--	2120	315S
86.3	17.15	11783	2.80	80000	K163218._M._.110A--	2120	315S
65.9	22.45	15425	2.14	80000	K163220._M._.110A--	2120	315S
57.7	25.63	17610	1.87	80000	K163225._M._.110A--	2120	315S
48.4	30.61	21032	1.57	80000	K163228._M._.110A--	2120	315S
42.6	34.73	23862	1.38	80000	K163232._M._.110A--	2120	315S
38.6	38.38	26370	1.25	80000	K163236._M._.110A--	2120	315S
33.3	44.38	30493	1.08	80000	K163240._M._.110A--	2120	315S
30.9	47.94	32939	1.00	80000	K163245._M._.110A--	2120	315S
26.5	55.88	38394	0.86	80000	K163250._M._.110A--	2120	315S

NOTE

Other output speeds are available using 2 and 8 pole motors - Consult Application Engineering



SELECTION TABLES GEARED MOTORS

110 kW

6 POLE

N2 rpm	i	M2 Nm	Fm	N	Unit Designation	kg	
Output Speed	Ratio	Output Torque	Service Factor	Overhung Load	Column Entry <input type="text" value="1"/> - <input type="text" value="20"/> Blanks to be filled when entering order	Weight of base mount unit	Motor Size
72.6	13.57	14009	2.36	80000	K163212._M_ - __110C--	2160	315M
67.1	14.67	15145	2.18	80000	K163214._M_ - __110C--	2160	315M
57.4	17.15	17705	1.86	80000	K163218._M_ - __110C--	2160	315M
43.9	22.45	23177	1.42	80000	K163220._M_ - __110C--	2160	315M
38.4	25.63	26460	1.25	80000	K163225._M_ - __110C--	2160	315M

132 kW

4 POLE

109	13.57	11188	2.77	80000	K163212._M_ - __132A--	2160	315M
101	14.67	12095	2.65	80000	K163214._M_ - __132A--	2160	315M
86.3	17.15	14140	2.33	80000	K163218._M_ - __132A--	2160	315M
65.9	22.45	18510	1.78	80000	K163220._M_ - __132A--	2160	315M
57.7	25.63	21132	1.56	80000	K163225._M_ - __132A--	2160	315M
48.4	30.61	25238	1.31	80000	K163228._M_ - __132A--	2160	315M
42.6	34.73	28635	1.15	80000	K163232._M_ - __132A--	2160	315M
38.6	38.38	31644	1.04	80000	K163236._M_ - __132A--	2160	315M

132 kW

6 POLE

72.6	13.57	16811	1.96	80000	K163212._M_ - __132C--	2310	315L
67.1	14.67	18174	1.82	80000	K163214._M_ - __132C--	2310	315L
57.4	17.15	21246	1.55	80000	K163218._M_ - __132C--	2310	315L
43.9	22.45	27812	1.19	80000	K163222._M_ - __132C--	2310	315L
38.4	25.63	31752	1.04	80000	K163225._M_ - __132C--	2310	315L
32.2	30.61	37921	0.87	80000	K163228._M_ - __132C--	2310	315L

NOTE

Other output speeds are available using 2 and 8 pole motors - Consult Application Engineering



SELECTION TABLES GEARED MOTORS

160 kW

4 POLE

N2 rpm	i	M2 Nm	Fm	N	Unit Designation	kg	
Output Speed	Ratio	Output Torque	Service Factor	Overhung Load	Column Entry <input type="text" value="1"/> - <input type="text" value="20"/> Blanks to be filled when entering order	Weight of base mount unit	Motor Size
109	13.57	13562	2.29	80000	K163212._M_ - __160A--	2310	315L
101	14.67	14661	2.18	80000	K163214._M_ - __160A--	2310	315L
86.3	17.15	17140	1.93	80000	K163218._M_ - __160A--	2310	315L
65.9	22.45	22436	1.47	80000	K163222._M_ - __160A--	2310	315L
57.7	25.63	25614	1.29	80000	K163225._M_ - __160A--	2310	315L
48.4	30.61	30591	1.08	80000	K163228._M_ - __160A--	2310	315L
42.6	34.73	34709	0.95	80000	K163232._M_ - __160A--	2310	315L
38.6	38.38	38357	0.86	80000	K163236._M_ - __160A--	2310	315L

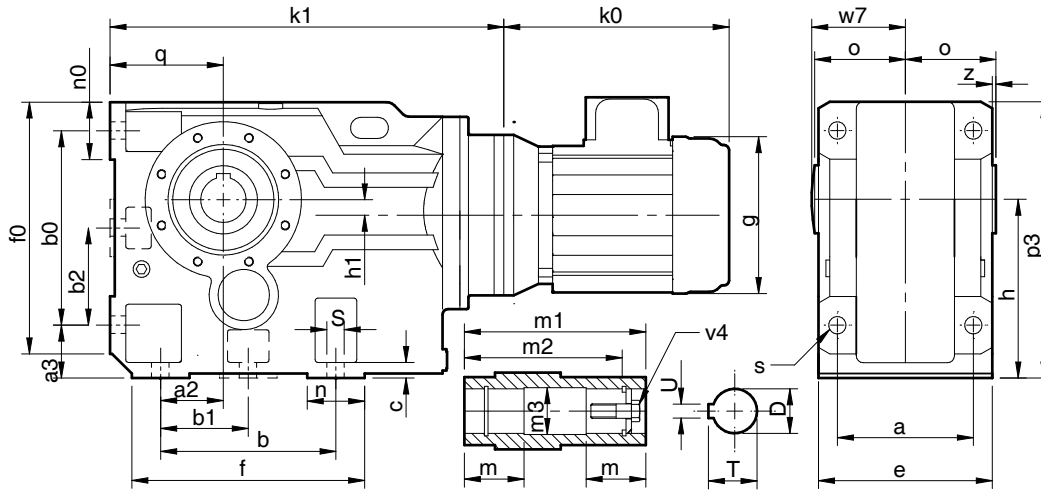
NOTE

Other output speeds are available using 2 and 8 pole motors - Consult Application Engineering

SERIES K

DIMENSIONS

TRIPLE REDUCTION



Size	a	a2	a3	b	b0	b1	b2	c	e	f	f0	h	h1	n	n0	o	p3	q	s	w7	z
K0332	100	28	32	110	115	-	-	11	120	143	152	100	16	38	38	60	167	63	11	63	0
K0432	120	35	37	130	130	-	-	16	145	168	171	112	13	38	40	75	187	71	11	78	2.5
K0532	130	30	45	130	150	-	-	15	157	170	192	132	5	40	40	83	217	80	14	87	5.5
K0632	140	30	45	120	160	-	-	20	170	176	208	140	13	55	48	90	233	90	14	94	5
K0732	165	40	55	150	200	-	-	27	200	210	263	180	25	60	55	105	288	112	18	109	5
K0832	180	55	70	180	233	-	-	30	230	256	309	212	15	76	76	120	341	132	23	124	5
K0932	240	75	75	240	295	-	-	35	290	340	395	265	10	100	100	150	420	160	27	154	5
K1032	270	95	95	280	360	-	-	40	340	390	455	315	41	110	115	175	505	200	34	180	5
K1232	330	115	110	350	420	-	-	45	400	470	540	375	65	120	120	205	590	225	39	210	5
K1532	420	140	130	380	500	-	-	50	500	548	661	450	85	145	140	250	706	280	39	255	0
K1632	480	200	115	540	540	270	270	50	560	680	671	500	100	140	122	305	800	315	33	310	25

Size	D (H7)	m	m1	m2	m3	T	U	v4
K0332	30	53	120	105	30	34	8	M10X50
K0432	35	66	150	132	35	39	10	M12X55
K0532	40	73	166	142	40	44	12	M16X70
K0632	40	80	180	156	40	44	12	M16X70
K0732	50	93	210	183	51	54	14	M16X70
K0832	60	105	240	210	61	65	18	M20X80
K0932	70	133	300	270	71	75	20	M20X80
K1032	80	155	350	313	81	86	22	M20X80
K1232	100	180	410	373	101	107	28	M24X110
K1532	120	180	500	460	121	127.5	32	M24X110
K1632	135	180	610	570	136	143.7	36	M24X110

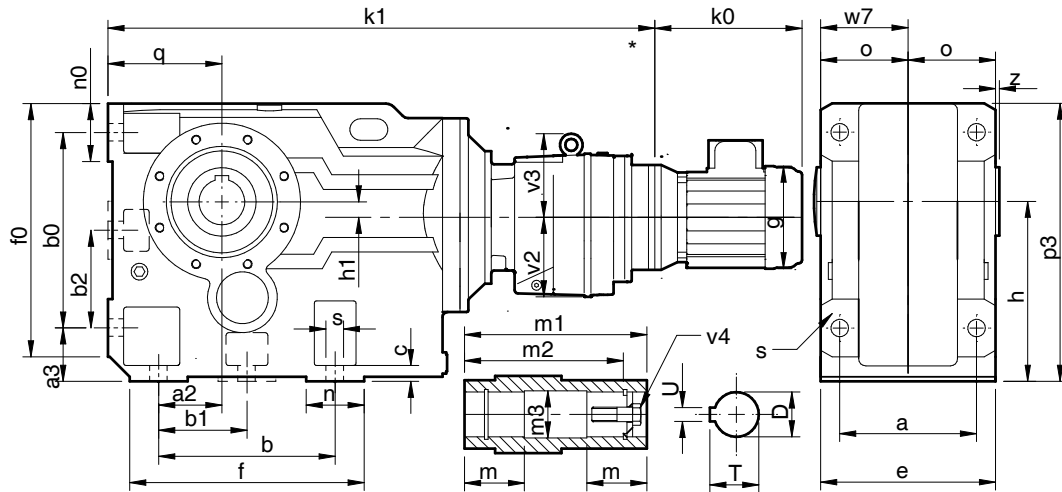
Size	Series												
	k0**	g**	K0332	K0432	K0532	K0632	K0732	K0832	K0932	K1032	K1232	K1532	K1632
63	183	124	256	284	311	331	-	-	-	-	-	-	-
71	210	140	260	288	317	337	-	-	-	-	-	-	-
80	242	158	273	301	335	355	414	544	573	-	-	-	-
90S	269	180	283	311	345	365	424	544	573	-	-	-	-
90L	294	180	283	311	345	365	424	544	573	-	-	-	-
100L	314	198	291	319	372	392	436	550	579	670	797	855	-
112M	338	222	291	319	372	392	436	550	579	670	797	855	-
132S	371	262	-	-	372	392	458	550	579	670	797	855	-
132M	409	262	-	-	372	392	458	550	579	670	797	855	-
160M	479	314	-	-	-	-	466	580	614	705	790	848	-
160L	523	314	-	-	-	-	466	580	614	705	790	848	-
180M	545	354	-	-	-	-	-	-	614	705	790	848	1177
180L	583	354	-	-	-	-	-	-	614	705	790	848	1177
200L	650	395	-	-	-	-	-	-	614	705	790	848	1177
225S	695	435	-	-	-	-	-	-	641	732	817	875	1207
225M	695	435	-	-	-	-	-	-	641	732	817	875	1207
250M	790	481	-	-	-	-	-	-	-	-	989	1047	1207
280S	900	543	-	-	-	-	-	-	-	-	989	1047	1207
280M	900	543	-	-	-	-	-	-	-	-	989	1047	1207
315S	1015	621	-	-	-	-	-	-	-	-	-	-	1237
315M	1015	621	-	-	-	-	-	-	-	-	-	-	1237
315L	1178	621	-	-	-	-	-	-	-	-	-	-	1237

** Motor lengths k0 for standard own brand motors can be found on the motor details page

SERIES K

DIMENSIONS

QUINTUPLE REDUCTION



Size	a	a2	a3	b	b0	b1	b2	c	e	f	f0	h	h1	n	n0	o	p3	q	s	v2	v3	w7	z
K0352	100	28	32	110	115	-	-	11	120	143	152	100	16	38	38	60	167	63	11	76	74	63	0
K0452	120	35	37	130	130	-	-	16	145	168	171	112	13	38	40	75	187	71	11	76	74	78	2.5
K0552	130	30	45	130	150	-	-	15	157	170	192	132	5	40	40	83	217	80	14	91	91	87	5.5
K0652	140	30	45	120	160	-	-	20	170	176	208	140	13	55	48	90	233	90	14	91	91	94	5
K0752	165	40	55	150	200	-	-	27	200	210	263	180	25	60	55	105	288	112	18	91	91	109	5
K0852	180	55	70	180	233	-	-	30	230	256	309	212	15	76	76	120	341	132	23	115	93	124	5
K0952	240	75	75	240	295	-	-	35	290	340	395	265	10	100	100	150	420	160	27	115	93	154	5
K1052	270	95	95	280	360	-	-	40	340	390	455	315	41	110	115	175	505	200	34	140	155	180	5
K1252	330	115	110	350	420	-	-	45	400	470	540	375	65	120	120	205	590	225	39	140	155	210	5
K1552	420	140	130	380	500	-	-	50	500	548	661	450	85	145	140	250	706	280	39	140	155	255	0
K1652	480	200	115	540	540	270	270	50	560	680	671	500	100	140	122	305	800	315	33	230	240	310	25

Size	D (H7)	m	m1	m2	m3	T	U	v4
K0352	30	53	120	105	30.3	33.5	8	M10X50
K0452	35	66	150	132	35.3	38.5	10	M12X55
K0552	40	73	166	142	40.3	43.5	12	M16X70
K0652	40	80	180	156	40.3	43.5	12	M16X70
K0752	50	92.5	210	183	50.5	54	14	M16X70
K0852	60	105	240	210	60.5	64.5	18	M20X80
K0952	70	132.5	300	270	70.5	75	20	M20X80
K1052	80	155	350	313	80.5	85.5	22	M20X80
K1252	100	180	410	373	101	107	28	M24X110
K1552	120	180	500	460	121	127.5	32	M24X110
K1652	135	180	610	570	136	143.7	36	M24X110

Size	K0352 K0452 K0552 K0652 K0752 K0852 K0952 K1052 K1252 K1552 K1652											
	k0**	g**	K1	K1	K1	K1	K1	K1	K1	K1	K1	K1
63	183	124	442	470	535	555	614	719	783	-	-	-
71	210	140	446	474	539	559	618	725	789	-	-	-
80	242	158	459	487	552	572	631	743	807	952	1079	1137
90S	269	180	469	497	562	582	641	753	817	962	1089	1147
90L	294	180	469	497	562	582	641	753	817	962	1089	1147
100L	314	198	477	505	570	590	649	780	844	974	1101	1159
112M	338	222	477	505	570	590	649	780	844	974	1101	1159
132S	371	262	-	-	-	-	-	780	844	996	1123	1181
132M	409	262	-	-	-	-	-	780	844	996	1123	1181
160M	479	314	-	-	-	-	-	-	-	1004	1131	1189
160L	523	314	-	-	-	-	-	-	-	1004	1131	1189
180M	545	354	-	-	-	-	-	-	-	-	-	1630
180L	583	354	-	-	-	-	-	-	-	-	-	1630
200L	650	395	-	-	-	-	-	-	-	-	-	1630
225S	695	435	-	-	-	-	-	-	-	-	-	1657
225M	695	450	-	-	-	-	-	-	-	-	-	1657

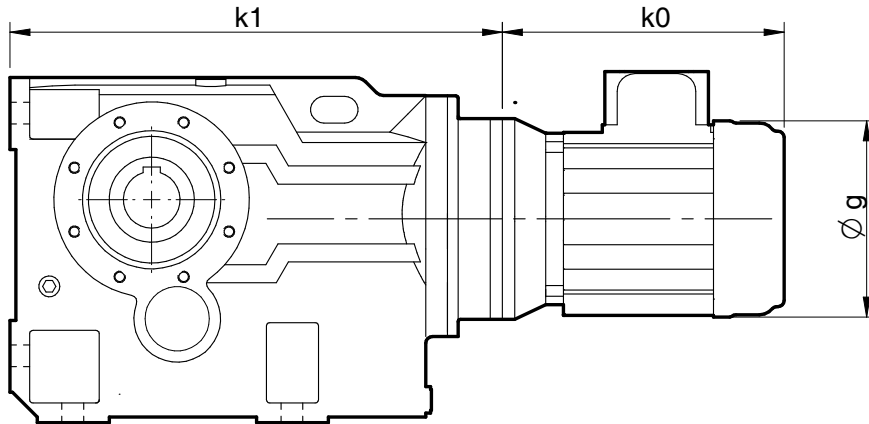
** Motor lengths k0 for standard own brand motors can be found on the motor details page

SERIES K

DIMENSIONS

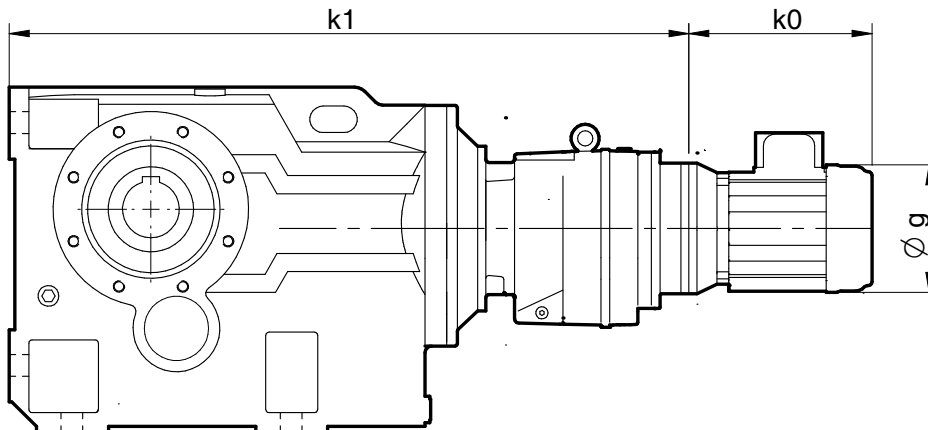
UNITS WITH INTEGRAL MOTOR

Triple Reduction

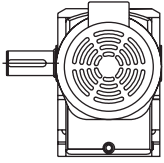


		K0332		K0432		K0532		K0632		K0732		K0832	
Size	g	k1	k0	k1	k0	k1	k0	k1	k0	k1	k0	k1	k0
0.25 kW	140	222	222	250	222	-	-	-	-	-	-	-	-
0.37 kW	140	222	222	250	222	-	-	-	-	-	-	-	-
0.55 kW	158	222	277	250	277	299	262	319	262	-	-	-	-
0.75 kW	158	222	277	250	277	299	262	319	262	-	-	-	-
1.1 kW	179	222	307	250	307	299	292	319	292	377	278	-	-
1.5 kW	179	222	307	250	307	299	292	319	292	377	278	-	-
2.2 kW	198	-	-	-	-	299	354	319	354	377	340	462	331
3.0 kW	198	-	-	-	-	299	354	319	354	377	340	462	331
3.7 kW	222	-	-	-	-	299	389	319	389	377	375	462	366
5.5 kW	262	-	-	-	-	299	495	319	495	377	481	462	488
7.5 kW	262	-	-	-	-	-	-	-	-	377	481	462	488

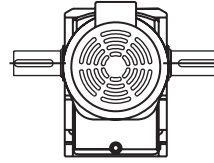
Quintuple Reduction



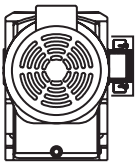
		K0352		K0452		K0552		K0652		K0752		K0852		K0952		K1052		K1252		K1552	
Size	g	k1	k0	k1	k0	k1	k0	k1	k0	k1	k0	k1	k0	k1	k0	k1	k0	k1	k0	k1	k0
0.25 kW	140	408	222	436	222	501	222	521	222	580	222	-	-	-	-	-	-	-	-	-	-
0.37 kW	140	408	222	436	222	501	222	521	222	580	222	-	-	-	-	-	-	-	-	-	-
0.55 kW	160	408	277	436	277	501	277	521	277	580	277	707	262	771	262	-	-	-	-	-	-
0.75 kW	160	408	277	436	277	501	277	521	277	580	277	707	262	771	262	-	-	-	-	-	-
1.1 kW	180	408	307	436	307	501	307	521	307	580	307	707	292	771	292	-	-	-	-	-	-
1.5 kW	180	408	307	436	307	501	307	521	307	580	307	707	292	771	292	-	-	-	-	-	-
2.2 kW	200	408	-	-	-	-	-	-	-	-	-	-	354	771	354	915	340	1042	340	1100	340
3.0 kW	200	408	-	-	-	-	-	-	-	-	-	-	354	771	354	915	340	1042	340	1100	340
3.7 kW	225	408	-	-	-	-	-	-	-	-	-	-	389	771	389	915	375	1042	375	1100	375
5.5 kW	260	408	-	-	-	-	-	-	-	-	-	-	495	771	495	915	481	1042	481	1100	481
7.5 kW	260	408	-	-	-	-	-	-	-	-	-	-	-	-	-	915	481	1042	481	1100	481



Single Extended Output Shaft



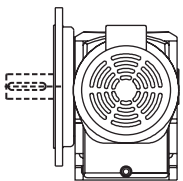
Double Extended Output Shaft



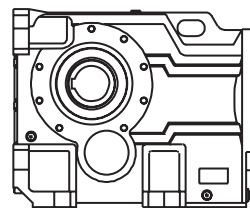
Shrink Disc



Torque Bracket



B5 (D) Flange Mounting

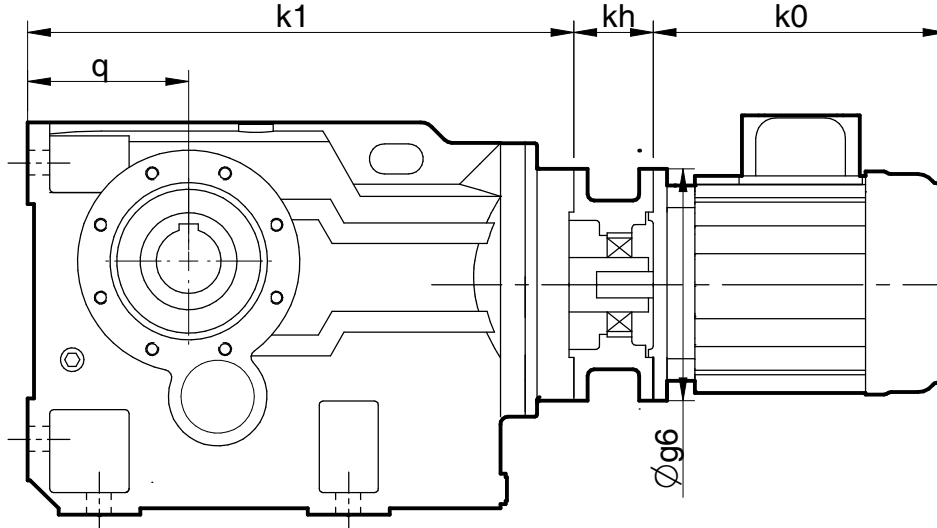


B14 (C) Flange Mounting

SERIES K MOTORISED BACKSTOP MODULE

Motorised backstop modules can be fitted between the gear unit and motor. The backstop device incorporates high quality centrifugal lift off sprags which are wear free above the lift off speed (n min). To ensure correct operation motor speed must exceed lift off speed.

Suitable for ambient temperature -40°C to + 50°C



Warning

Removal of motor or backstop will release the drive. Ensure all driven machinery is secure prior to any maintenance work

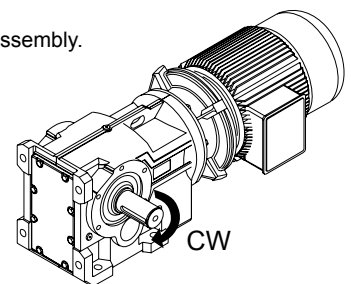
IEC B5 Flange

Size	Lift off Speed ('n' min) (rev/min)	Rated Locking Torque ('T max') (at motor) (Nm)	øg6	Kh
100	670	170	250	70
112	670	170	250	70
132	620	940	300	95
160	620	940	350	130
180	620	940	350	130
200	550	1260	400	130

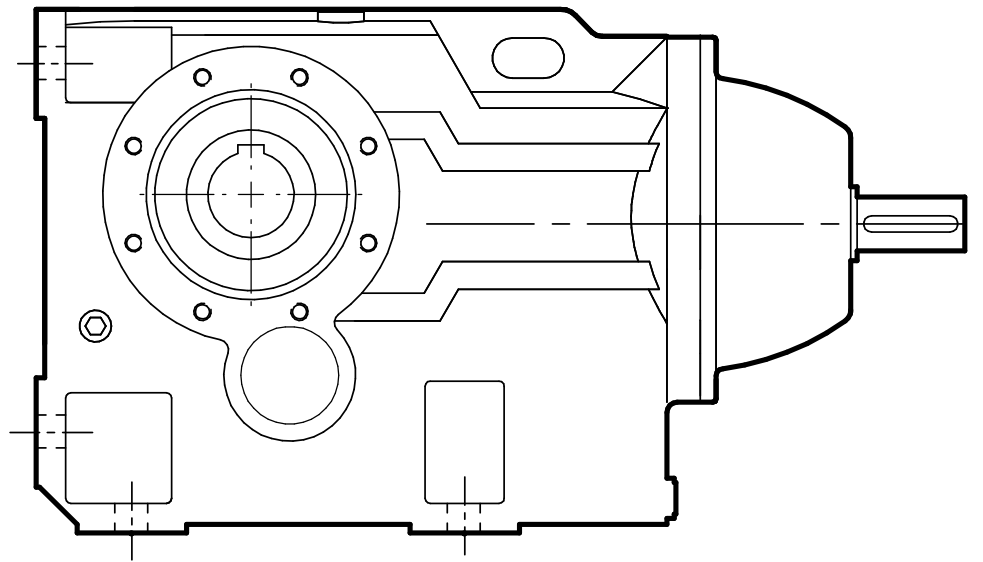
When a backstop module is fitted dimension Kh should be added to the overall length of the geared motor assembly.

Rotation of outputshaft must be specified when ordering as viewed from the outputshaft end (as shown in the diagram)

- CW - Free Rotation - Clockwise
- Locked - Anticlockwise
- AC - Free Rotation - Anticlockwise
- Locked - Clockwise







REDUCER
SERIES K

SERIES K OVERHUNG & AXIAL LOADS ON SHAFTS

Maximum Permissible Overhung Loads

When a sprocket, gear etc. is mounted on the shaft a calculation, as below, must be made to determine the overhung load on the shaft, and the results compared to the maximum permissible overhung loads tabulated. Overhung loads can be reduced by increasing the diameter of the sprocket, gear, etc. If the maximum permissible overhung load is exceeded, the sprocket, gear, etc. should be mounted on a separate shaft, flexibly coupled and supported in its own bearings, or the gear unit shaft should be extended to run in an outboard bearing. Alternatively, a larger gear is often a less expensive solution.

Permissible overhung loads vary according to the direction of rotation. The values tabulated are for the most unfavourable direction with the unit transmitting full rated power and the load P applied midway along the shaft extension. Hence they can sometimes be increased for a more favourable direction of rotation, or if the power transmitted is less than the rated capacity of the gear unit, or if the load is applied nearer to the gear unit case. Refer to Application Engineering for further details. In any event, the sprocket, gear etc. should be positioned as close as possible to the gear unit case in order to reduce bearing loads and shaft stresses, and to prolong life.

All units will accept 100% momentary overload on stated capacities.

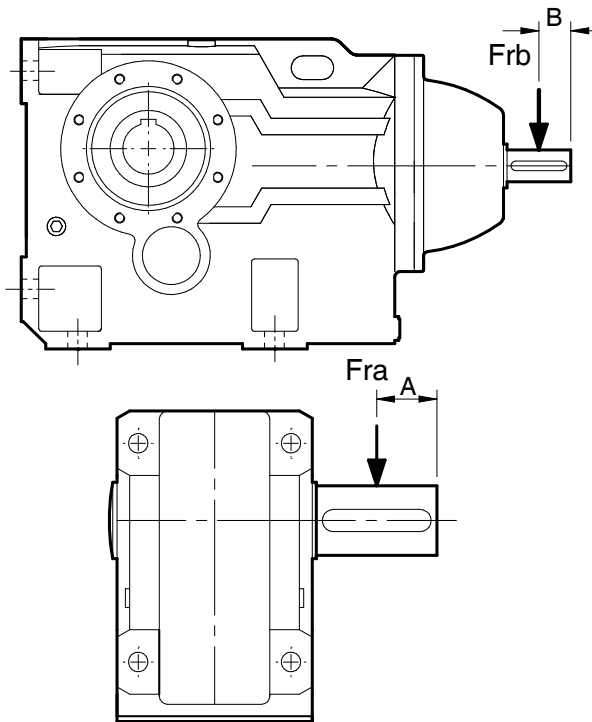
Overhung Load (Newtons)

$$P = \frac{kW \times 9,500,000 \times K}{N \times R}$$

Where

- P = equivalent overhung load (Newtons)
- kW = power transmitted by the shaft (kilowatts)
- N = speed of shaft (rev/min)
- R = pitch radius of sprocket, etc. (mm)
- K = factor

Note: 1 Newton = 0.101972 kp = 0.227809 lbf.



Overhung Member K (factor)

Chain sprocket*	1.00
Spur or helical pinion	1.25
Vee belt sheave	1.50
Flat belt pulley	2.00

* If multistrand chain drives are equally loaded and the outer strand is further than dimension A output or B input, refer to Application Engineering.

Distance Midway Along the Shaft Extension

Size of unit	No of Reductions	Dimension A (mm)	Dimension B (mm)
K03	3	23.5	20
	5	23.5	20
K04	3	28	20
	5	28	20
K05	3	33	20
	5	33	20
K06	3	38	20
	5	38	20
K07	3	47.5	25
	5	47.5	20
K08	3	50	30
	5	50	20
K09	3	55	40
	5	55	20
K10	3	70	55
	5	70	25
K12	3	90	55
	5	90	25
K15	3	105	55
	5	105	25
K16	3	125	70
	5	125	40

Inputshaft Overhung Loads, F_{rb} (kN) 1450 rpm

Two, Three and Five Stage Units

	K03	K04	K05	K06	K07	K08	K09	K10	K12	K15	K16
3 Stage	1.50	1.50	1.25	1.05	2.1	3.1	3.5	4.5	12.0	12.0	12.0
5 Stage	1.50	1.50	1.50	1.50	1.50	1.50	1.50	1.75	1.75	1.75	2.25

For Output Shaft Overhung Loads (F_{ra}) Consult the Ratings Tables

Axial Thrust Capacities (Newtons)

No check or calculation is required if the axial thrust load (FA) towards or away from the unit is under 50% of the permissible overhung load. If the axial thrust considerably exceeds these values or if there is a combination of axial thrust loads and overhung loads please contact our Application Engineers.



THERMAL POWER RATING

**Thermal Ratings at 25 C° Ambient Temperature
3 Stage Units**

Thermal Ratings kW

Thermal ratings are a measure of the units ability to dissipate heat, if they are exceeded the lubricant may break down resulting in premature gear failure.

Thermal rating are based on an ambient temperature of 25°C, where units are to operate in other ambient temperatures thermal ratings must be adjusted by the following factors

Ambient Temp Modifying Factor Ft

-20°C	-10°C	0°C	10°C	20°C	25°C	35°C	40°C	45°C	50°C
1.54	1.42	1.30	1.18	1.06	1.00	0.88	0.82	0.76	0.70

Non-Cooled Units

n1 (rpm)	Ratio	K0332	K0432	K0532	K0632	K0732	K0832	K0932	K1032	K1232	K1532	K1632
2900	8.0 - 12.	6.5	8.3	11.2	13.2	18.3	-	-	-	-	-	-
1750		6.5	8.2	11.2	13.2	18.3	26.9	38.8	57.1	75.8	104.2	147
1450		6.5	8.2	11.2	13.2	18.2	26.9	38.7	57.1	75.8	94.7	147
960		6.5	8.2	11.2	13.1	18.2	26.9	38.7	57.0	75.7	94.6	147
2900	14. - 20.	6.3	8.0	10.9	13.0	18.0	26.6	37.8	-	-	-	-
1750		6.3	8.0	10.8	12.9	18.0	26.5	37.7	55.1	73.1	91.4	142
1450		6.3	8.0	10.8	12.9	17.9	26.5	37.7	55.1	73.1	91.3	142
960		6.2	8.0	10.8	12.9	17.9	26.4	37.6	55.0	73.0	91.2	142
2900	22. - 50.	5.7	7.3	9.9	11.6	15.9	23.0	32.5	47.1	-	-	-
1750		5.7	7.3	9.9	11.6	15.8	22.9	32.4	46.9	61.1	76.4	119
1450		5.7	7.3	9.9	11.6	15.8	22.9	32.4	46.9	61.1	76.4	118
960		5.7	7.3	9.8	11.6	15.8	22.9	32.3	46.8	61.0	76.2	118
2900	56. - 125	4.9	6.2	8.5	10.0	13.6	19.8	27.9	40.4	52.7	65.8	-
1750		4.9	6.2	8.5	10.0	13.6	19.7	27.8	40.3	52.5	65.6	102
1450		4.9	6.2	8.5	10.0	13.6	19.7	27.8	40.3	52.5	65.6	102
960		4.8	6.2	8.5	9.9	13.5	19.6	27.8	40.2	52.4	65.5	102

Fan Cooled Units

n1 (rpm)	Ratio	K0732	K0832	K0932	K1032	K1232	K1532	K1632
2900	8.0 - 12.	-	-	-	-	-	-	-
1750		23.9	35.2	50.7	74.7	99.2	124	180
1450		22.3	32.9	47.4	69.8	92.6	116	180
960		20.1	29.6	42.6	62.8	83.4	104	179
2900	14. - 20.	-	-	-	-	-	-	-
1750		23.5	34.6	49.3	72.1	95.6	120	186
1450		21.9	32.3	46.0	67.3	89.3	112	173
960		19.7	29.1	41.4	60.6	80.4	100	156
2900	22. - 50.	-	-	-	-	-	-	-
1750		20.7	30.0	42.4	61.3	79.9	100	155
1450		19.3	28.0	39.6	57.3	74.7	93.3	145
960		17.4	25.2	35.6	51.6	67.2	84.0	130
2900	56. - 125	-	-	-	-	-	-	-
1750		17.8	25.8	36.4	52.7	68.7	86	133
1450		16.6	24.0	34.0	49.2	64.1	80.2	124
960		14.9	21.6	30.6	44.3	57.7	72.1	112

Note: When checking thermal capacities use actual load required to be transmitted, not rating of prime mover.



RATINGS

Key: Pm= Input Power (kW) M2= Output Torque (Nm) i= Exact Ratio n2= Output Speed (rpm) Fra = Overhung load (kN)

			n1 = 1450				n1 = 960				n1 = 2900				n1 = 725			
	in	i	n2	M2	Pm	Fra	n2	M2	Pm	Fra	n2	M2	Pm	Fra	n2	M2	Pm	Fra
K0332	8.0	8.328	174	139	2.62	3.00	115	151	1.88	3.53	348	116	4.37	2.61	87	160	1.51	3.93
	11.	11.25	129	157	2.19	3.29	85	171	1.57	3.87	258	135	3.77	2.67	64	180	1.25	4.32
	12.	12.80	113	164	2.00	3.43	75	178	1.44	4.04	227	143	3.51	2.71	57	188	1.16	4.51
	14.	14.50	100	173	1.87	3.57	66	187	1.34	4.20	200	150	3.25	2.75	50	197	1.07	4.69
	18.	18.54	78	186	1.57	3.88	52	201	1.13	4.57	156	162	2.73	2.94	39	212	0.89	5.11
	20.	19.98	73	191	1.51	3.98	48	207	1.07	4.69	145	167	2.62	3.01	36	218	0.85	5.23
	25.	25.23	57	204	1.26	4.33	38	220	0.90	5.09	115	178	2.21	3.27	29	225	0.71	5.73
	28.	28.60	51	211	1.16	4.53	34	225	0.83	5.33	101	185	2.02	3.43	25	225	0.61	6.00
	32.	32.68	44	218	1.04	4.76	29	225	0.71	5.68	89	191	1.84	3.60	22	225	0.54	6.00
	36.	36.35	40	224	0.97	4.95	26	225	0.63	5.96	80	196	1.70	3.75	20	225	0.49	6.00
	40.	40.08	36	225	0.88	5.15	24	225	0.58	6.00	72	201	1.57	3.89	18	225	0.44	6.00
	45.	44.11	33	225	0.80	5.39	22	225	0.54	6.00	66	206	1.47	4.03	16	225	0.39	6.00
	50.	51.68	28	225	0.68	5.80	19	225	0.46	6.00	56	213	1.29	4.28	14	225	0.34	6.00
	63.	62.00	23	225	0.56	6.00	15	225	0.37	6.00	47	222	1.13	4.60	12	225	0.29	6.00
	71.	72.27	20	225	0.49	6.00	13	225	0.32	6.00	40	222	0.96	4.95	10	225	0.24	6.00
80.	80.30	18	224	0.44	6.00	12	225	0.29	6.00	36	209	0.81	5.33	9.0	225	0.22	6.00	
100	96.70	15	186	0.30	6.00	10	186	0.20	6.00	30	185	0.60	6.00	7.5	186	0.15	6.00	
112	110.8	13	159	0.22	6.00	8.7	159	0.15	6.00	26	159	0.45	6.00	6.5	159	0.11	6.00	
125	126.0	12	157	0.20	6.00	7.6	157	0.13	6.00	23	148	0.37	6.00	5.8	157	0.10	6.00	
K0352	125	127.8	11	225	0.284	6.00	7.5	225	0.188	6.00	23	225	0.569	6.00	5.7	225	0.142	6.00
	140	145.3	10	225	0.250	6.00	6.6	225	0.166	6.00	20	225	0.500	6.00	5.0	225	0.125	6.00
	160	164.7	8.8	225	0.221	6.00	5.8	225	0.146	6.00	18	225	0.441	6.00	4.4	225	0.110	6.00
	200	210.6	6.9	225	0.173	6.00	4.6	225	0.114	6.00	14	225	0.345	6.00	3.4	225	0.086	6.00
	250	226.9	6.4	225	0.160	6.00	4.2	225	0.106	6.00	13	225	0.320	6.00	3.2	225	0.080	6.00
	280	286.5	5.1	225	0.127	6.00	3.4	225	0.084	6.00	10	225	0.254	6.00	2.5	225	0.063	6.00
	320	324.8	4.5	225	0.112	6.00	3.0	225	0.074	6.00	8.9	225	0.224	6.00	2.2	225	0.056	6.00
	360	371.2	3.9	225	0.098	6.00	2.6	225	0.065	6.00	7.8	225	0.196	6.00	2.0	225	0.049	6.00
	400	412.9	3.5	225	0.088	6.00	2.3	225	0.058	6.00	7.0	225	0.176	6.00	1.8	225	0.044	6.00
	450	455.2	3.2	225	0.080	6.00	2.1	225	0.053	6.00	6.4	225	0.160	6.00	1.6	225	0.040	6.00
	500	516.1	2.8	225	0.070	6.00	1.9	225	0.047	6.00	5.6	225	0.141	6.00	1.4	225	0.035	6.00
	560	568.0	2.6	225	0.064	6.00	1.7	225	0.042	6.00	5.1	225	0.128	6.00	1.3	225	0.032	6.00
	630	649.0	2.2	225	0.056	6.00	1.5	225	0.037	6.00	4.5	225	0.112	6.00	1.1	225	0.028	6.00
	700	704.2	2.1	225	0.052	6.00	1.4	225	0.034	6.00	4.1	225	0.103	6.00	1.0	225	0.026	6.00
	800	798.3	1.8	225	0.046	6.00	1.2	225	0.030	6.00	3.6	225	0.091	6.00	0.91	225	0.023	6.00
	900	912.3	1.6	225	0.040	6.00	1.1	225	0.026	6.00	3.2	225	0.080	6.00	0.79	225	0.020	6.00
	10C	1015	1.4	225	0.036	6.00	0.95	225	0.024	6.00	2.9	225	0.072	6.00	0.71	225	0.018	6.00
	11C	1119	1.3	225	0.032	6.00	0.86	225	0.022	6.00	2.6	225	0.065	6.00	0.65	225	0.016	6.00
	12C	1183	1.2	225	0.031	6.00	0.81	225	0.020	6.00	2.5	225	0.061	6.00	0.61	225	0.015	6.00
	14C	1423	1.0	225	0.026	6.00	0.67	225	0.017	6.00	2.0	225	0.051	6.00	0.51	225	0.013	6.00
	16C	1583	0.92	225	0.023	6.00	0.61	225	0.015	6.00	1.8	225	0.046	6.00	0.46	225	0.011	6.00
	18C	1745	0.83	225	0.021	6.00	0.55	225	0.014	6.00	1.7	225	0.042	6.00	0.42	225	0.010	6.00
	20C	2000	0.72	225	0.018	6.00	0.48	225	0.012	6.00	1.4	225	0.036	6.00	0.36	225	0.009	6.00
	22C	2250	0.64	225	0.016	6.00	0.43	225	0.011	6.00	1.3	225	0.032	6.00	0.32	225	0.008	6.00
25C	2579	0.56	225	0.014	6.00	0.37	225	0.009	6.00	1.1	225	0.028	6.00	0.28	225	0.007	6.00	
28C	2699	0.54	225	0.013	6.00	0.36	225	0.009	6.00	1.1	225	0.027	6.00	0.27	225	0.007	6.00	
32C	3094	0.47	225	0.012	6.00	0.31	225	0.008	6.00	0.94	225	0.023	6.00	0.23	225	0.006	6.00	
36C	3516	0.41	225	0.010	6.00	0.27	225	0.007	6.00	0.82	225	0.021	6.00	0.21	225	0.005	6.00	
40C	4007	0.36	225	0.009	6.00	0.24	225	0.006	6.00	0.72	225	0.018	6.00	0.18	225	0.005	6.00	
45C	4554	0.32	225	0.008	6.00	0.21	225	0.005	6.00	0.64	225	0.016	6.00	0.16	225	0.004	6.00	
50C	4826	0.30	225	0.008	6.00	0.20	225	0.005	6.00	0.60	225	0.015	6.00	0.15	225	0.004	6.00	
56C	5485	0.26	225	0.007	6.00	0.18	225	0.004	6.00	0.53	225	0.013	6.00	0.13	225	0.003	6.00	
63C	6286	0.23	225	0.006	6.00	0.15	225	0.004	6.00	0.46	225	0.012	6.00	0.12	225	0.003	6.00	
71C	7144	0.20	225	0.005	6.00	0.13	225	0.003	6.00	0.41	225	0.010	6.00	0.10	225	0.003	6.00	
K0432	8.0	8.054	180	256	4.98	3.73	119	279	3.59	4.36	360	215	8.37	3.32	90	296	2.88	4.89
	11.	11.30	128	294	4.07	4.07	85	320	2.94	4.83	257	255	7.09	3.37	64	338	2.34	5.41
	12.	12.45	116	305	3.83	4.19	77	331	2.76	4.98	233	265	6.68	3.39	58	349	2.19	5.58
	14.	14.14	103	319	3.55	4.37	68	346	2.55	5.19	205	277	6.14	3.42	51	364	2.01	5.82
	18.	17.95	81	344	3.01	4.75	53	372	2.13	5.63	162	299	5.24	3.55	40	382	1.65	6.00
	20.	20.40	71	358	2.75	4.96	47	387	1.97	5.88	142	312	4.79	3.70	36	400	1.56	6.00
	25.	25.03	58	380	2.38	5.33	38	411	1.69	6.00	116	332	4.17	3.97	29	438	1.37	6.00
	28.	27.76	52	391	2.20	5.54	35	423	1.60	6.00	104	342	3.85	4.13	26	430	1.21	6.00
	32.	31.54	46	404	2.01	5.81	30	435	1.41	6.00	92	354	3.52	4.34	23	435	1.08	6.00
	36.	35.83	40	428	1.85	6.00	27	440	1.29	6.00	81	375	3.29	4.49	20	440	0.95	6.00
	40.	39.46	37	428	1.71	6.00	24	440	1.14	6.00	73	375	2.96	4.73	18	440	0.86	6.00
	45.	45.39	32	440	1.52	6.00	21	440	1.00	6.00	64	388	2.69	5.00	16	440	0.76	6.00
	50.	49.35	29	440	1.38	6.00	19	440	0.90	6.00	59	395	2.52	5.16	15	440	0.71	6.00
	63.	59.24	24	440	1.14	6.00	16	440	0.76	6.00	49	412	2.18	5.55	12	440	0.57	6.00
	71.	71.09	20	432	0.93	6.00	14	432	0.65	6.00	41	429	1.90	5.97	10	432	0.47	6.00
80.	80.10	18	433	0.84	6.00	12	433	0.56	6.00	36	433	1.69	6.00	9.1	434	0.42	6.00	
100	93.12	16	410	0.71	6.00	10	425	0.46	6.00	31	400	1.34	6.00	7.8	435	0.37	6.00	
112	105.7	14	419	0.63	6.00	9.1	434	0.43	6.00	27	409	1.19	6.00	6.9	440	0.33	6.00	
112	120.2	12	440	0.57	6.00	8.0	440	0.38	6.00	24	440	1.14	6.00	6.0	440	0.29	6.00	

Note: Input power Pm may exceed thermal power rating



RATINGS

Key: Pm= Input Power (kW) M2= Output Torque (Nm) i= Exact Ratio n2= Output Speed (rpm) Fra = Overhung load (kN)

			n1 = 1450				n1 = 960				n1 = 2900				n1 = 725			
	in	i	n2	M2	Pm	Fra	n2	M2	Pm	Fra	n2	M2	Pm	Fra	n2	M2	Pm	Fra
K0452	125	134.4	11	440	0.529	6.00	7.1	440	0.350	6.00	22	440	1.06	6.00	5.4	440	0.264	6.00
	140	148.0	10	440	0.480	6.00	6.5	440	0.318	6.00	20	440	0.961	6.00	4.9	440	0.240	6.00
	160	170.2	8.5	440	0.418	6.00	5.6	440	0.276	6.00	17	440	0.835	6.00	4.3	440	0.209	6.00
	200	199.9	7.3	440	0.356	6.00	4.8	440	0.235	6.00	15	440	0.711	6.00	3.6	440	0.178	6.00
	250	257.6	5.6	440	0.276	6.00	3.7	440	0.183	6.00	11	440	0.552	6.00	2.8	440	0.138	6.00
	280	284.3	5.1	440	0.250	6.00	3.4	440	0.165	6.00	10	440	0.500	6.00	2.5	440	0.125	6.00
	320	322.4	4.5	440	0.220	6.00	3.0	440	0.146	6.00	9.0	440	0.441	6.00	2.2	440	0.110	6.00
	360	355.0	4.1	440	0.200	6.00	2.7	440	0.133	6.00	8.2	440	0.400	6.00	2.0	440	0.100	6.00
	400	407.0	3.6	440	0.175	6.00	2.4	440	0.116	6.00	7.1	440	0.349	6.00	1.8	440	0.087	6.00
	450	448.2	3.2	440	0.159	6.00	2.1	440	0.105	6.00	6.5	440	0.317	6.00	1.6	440	0.079	6.00
	500	508.1	2.9	440	0.140	6.00	1.9	440	0.093	6.00	5.7	440	0.280	6.00	1.4	440	0.070	6.00
	560	580.7	2.5	440	0.122	6.00	1.7	440	0.081	6.00	5.0	440	0.245	6.00	1.2	440	0.061	6.00
	630	645.9	2.2	440	0.110	6.00	1.5	440	0.073	6.00	4.5	440	0.220	6.00	1.1	440	0.055	6.00
	700	712.1	2.0	440	0.100	6.00	1.3	440	0.066	6.00	4.1	440	0.200	6.00	1.0	440	0.050	6.00
	800	807.8	1.8	440	0.088	6.00	1.2	440	0.058	6.00	3.6	440	0.176	6.00	0.90	440	0.044	6.00
	900	890.6	1.6	440	0.080	6.00	1.1	440	0.053	6.00	3.3	440	0.160	6.00	0.81	440	0.040	6.00
	10C	1000	1.4	440	0.071	6.00	1.0	440	0.047	6.00	2.9	440	0.142	6.00	0.72	440	0.036	6.00
	11C	1102	1.3	440	0.065	6.00	0.87	440	0.043	6.00	2.6	440	0.129	6.00	0.66	440	0.032	6.00
	12C	1267	1.1	440	0.056	6.00	0.76	440	0.037	6.00	2.3	440	0.112	6.00	0.57	440	0.028	6.00
	14C	1427	1.0	440	0.050	6.00	0.67	440	0.033	6.00	2.0	440	0.100	6.00	0.51	440	0.025	6.00
	16C	1606	0.90	440	0.044	6.00	0.60	440	0.029	6.00	1.8	440	0.089	6.00	0.45	440	0.022	6.00
	18C	1784	0.81	440	0.040	6.00	0.54	440	0.026	6.00	1.6	440	0.080	6.00	0.41	440	0.020	6.00
	20C	1976	0.73	440	0.036	6.00	0.49	440	0.024	6.00	1.5	440	0.072	6.00	0.37	440	0.018	6.00
	22C	2265	0.64	440	0.031	6.00	0.42	440	0.021	6.00	1.3	440	0.063	6.00	0.32	440	0.016	6.00
	25C	2463	0.59	440	0.029	6.00	0.39	440	0.019	6.00	1.2	440	0.058	6.00	0.29	440	0.014	6.00
	28C	2799	0.52	440	0.025	6.00	0.34	440	0.017	6.00	1.0	440	0.051	6.00	0.26	440	0.013	6.00
	32C	3360	0.43	440	0.021	6.00	0.29	440	0.014	6.00	0.86	440	0.042	6.00	0.22	440	0.011	6.00
	36C	3548	0.41	440	0.020	6.00	0.27	440	0.013	6.00	0.82	440	0.040	6.00	0.20	440	0.010	6.00
40C	3998	0.36	440	0.018	6.00	0.24	440	0.012	6.00	0.73	440	0.036	6.00	0.18	440	0.009	6.00	
45C	4543	0.32	440	0.016	6.00	0.21	440	0.010	6.00	0.64	440	0.031	6.00	0.16	440	0.008	6.00	
50C	4647	0.31	440	0.015	6.00	0.21	440	0.010	6.00	0.62	440	0.031	6.00	0.16	440	0.008	6.00	
56C	5281	0.27	440	0.013	6.00	0.18	440	0.009	6.00	0.55	440	0.027	6.00	0.14	440	0.007	6.00	
63C	5994	0.24	440	0.012	6.00	0.16	440	0.008	6.00	0.48	440	0.024	6.00	0.12	440	0.006	6.00	
71C	6815	0.21	440	0.010	6.00	0.14	440	0.007	6.00	0.43	440	0.021	6.00	0.11	440	0.005	6.00	
K0532	8.0	8.112	179	399	7.73	2.64	118	441	5.63	3.09	358	323	12.51	2.44	89	465	4.48	3.54
	11.	11.40	127	462	6.35	2.78	84	497	4.52	3.44	254	381	10.47	2.37	64	521	3.61	3.96
	12.	12.78	113	480	5.87	2.88	75	513	4.16	3.59	227	401	9.85	2.34	57	541	3.34	4.12
	14.	14.35	101	499	5.45	2.99	67	533	3.86	3.74	202	421	9.20	2.32	51	562	3.10	4.29
	18.	18.22	80	531	4.60	3.32	53	572	3.28	4.09	159	465	8.00	2.29	40	604	2.61	4.68
	20.	20.66	70	548	4.15	3.50	46	593	2.95	4.29	140	485	7.34	2.39	35	625	2.37	4.91
	25.	24.64	59	575	3.67	3.76	39	622	2.62	4.61	118	510	6.51	2.57	29	654	2.05	5.28
	28.	28.37	51	596	3.29	3.99	34	645	2.37	4.88	102	530	5.85	2.73	26	660	1.86	5.77
	32.	32.99	44	619	2.95	4.25	29	658	2.06	5.31	88	547	5.21	2.95	22	660	1.57	6.33
	36.	36.91	39	651	2.75	4.36	26	660	1.86	5.71	79	572	4.89	3.03	20	660	1.43	6.77
	40.	39.34	37	646	2.59	4.59	24	660	1.71	5.94	74	566	4.53	3.23	18	660	1.29	7.02
	45.	46.63	31	658	2.21	5.09	21	660	1.50	6.58	62	589	3.95	3.50	16	660	1.14	7.53
	50.	49.78	29	658	2.06	5.31	19	660	1.36	6.84	58	598	3.75	3.61	15	660	1.07	7.53
	63.	61.78	23	660	1.64	6.08	16	660	1.14	7.53	47	628	3.19	3.99	12	660	0.86	7.53
	71.	72.85	20	660	1.43	6.71	13	660	0.93	7.53	40	651	2.82	4.31	10	660	0.71	7.53
	80.	79.77	18	660	1.29	7.07	12	660	0.86	7.53	36	654	2.55	4.57	9.0	660	0.64	7.53
100	97.76	15	660	1.07	7.53	10	660	0.71	7.53	30	660	2.14	5.25	7.0	660	0.50	7.53	
112	109.0	13	660	0.93	7.53	9.0	660	0.64	7.53	27	660	1.93	5.63	7.0	660	0.50	7.53	
125	122.2	12	608	0.79	7.89	8.0	608	0.53	7.89	24	607	1.58	6.41	6.0	608	0.39	7.89	
K0552	125	118.4	12	660	0.900	8.00	8.1	660	0.596	8.00	24	660	1.78	6.50	6.1	660	0.450	8.00
	140	142.8	10	660	0.747	8.00	6.7	660	0.494	8.00	20	660	1.48	7.00	5.1	660	0.373	8.00
	160	157.3	9.2	660	0.678	8.00	6.1	660	0.449	8.00	18	660	1.34	7.50	4.6	660	0.339	8.00
	200	207.8	7.0	660	0.513	8.00	4.6	660	0.340	8.00	14	660	1.02	8.00	3.5	660	0.256	8.00
	250	263.9	5.5	660	0.404	8.00	3.6	660	0.267	8.00	11	660	0.799	8.00	2.7	660	0.202	8.00
	280	299.9	4.8	660	0.356	8.00	3.2	660	0.235	8.00	10	660	0.704	8.00	2.4	660	0.178	8.00
	320	316.4	4.6	660	0.337	8.00	3.0	660	0.223	8.00	9.2	660	0.667	8.00	2.3	660	0.168	8.00
	360	350.9	4.1	660	0.304	8.00	2.7	660	0.201	8.00	8.3	660	0.601	8.00	2.1	660	0.152	8.00
	400	398.7	3.6	660	0.267	8.00	2.4	660	0.177	8.00	7.3	660	0.529	8.00	1.8	660	0.134	8.00
	450	453.0	3.2	660	0.235	8.00	2.1	660	0.156	8.00	6.4	660	0.466	8.00	1.6	660	0.118	8.00
	500	498.8	2.9	660	0.214	8.00	1.9	660	0.142	8.00	5.8	660	0.423	8.00	1.5	660	0.107	8.00
	560	573.7	2.5	660	0.186	8.00	1.7	660	0.123	8.00	5.1	660	0.368	8.00	1.3	660	0.093	8.00
	630	623.8	2.3	660	0.171	8.00	1.5	660	0.113	8.00	4.6	660	0.338	8.00	1.2	660	0.085	8.00
	700	725.5	2.0	660	0.147	8.00	1.3	660	0.097	8.00	4.0	660	0.291	8.00	1.0	660	0.073	8.00
800	811.7	1.8	660	0.131	8.00	1.2	660	0.087	8.00	3.6	660	0.260	8.00	0.89	660	0.066	8.00	
900	898.6	1.6	660	0.119	8.00	1.1	660	0.079	8.00	3.2	660	0.235	8.00	0.81	660	0.059	8.00	
10C	1045.1	1.4	660	0.102	8.00	0.92	660	0.068	8.00	2.8	660	0.202	8.00	0.69	660	0.051	8.00	
11C	1169	1.2	660	0.091	8.00	0.82	660	0.060	8.00	2.5	660	0.180	8.00	0.62	660	0.046	8.00	
12C	1231	1.2	660	0.087	8.00	0.78	660	0.057	8.00	2.4	660	0.171	8.00	0.59	660			



RATINGS

Key: Pm= Input Power (kW) M2= Output Torque (Nm) i= Exact Ratio n2= Output Speed (rpm) Fra = Overhung load (kN)

			n1 = 1450				n1 = 960				n1 = 2900				n1 = 725			
	in	i	n2	M2	Pm	Fra	n2	M2	Pm	Fra	n2	M2	Pm	Fra	n2	M2	Pm	Fra
K0552	14C	1477	0.98	660	0.072	8.00	0.65	660	0.048	8.00	2.0	660	0.143	8.00	0.49	660	0.036	8.00
	16C	1577	0.92	660	0.068	8.00	0.61	660	0.045	8.00	1.8	660	0.134	8.00	0.46	660	0.034	8.00
	18C	1777	0.82	660	0.060	8.00	0.54	660	0.040	8.00	1.6	660	0.119	8.00	0.41	660	0.030	8.00
	20C	1957	0.74	660	0.054	8.00	0.49	660	0.036	8.00	1.5	660	0.108	8.00	0.37	660	0.027	8.00
	22C	2205	0.66	660	0.048	8.00	0.44	660	0.032	8.00	1.3	660	0.096	8.00	0.33	660	0.024	8.00
	25C	2563	0.57	660	0.042	8.00	0.37	660	0.028	8.00	1.1	660	0.082	8.00	0.28	660	0.021	8.00
	28C	2847	0.51	660	0.037	8.00	0.34	660	0.025	8.00	1.0	660	0.074	8.00	0.25	660	0.019	8.00
	32C	3310	0.44	660	0.032	8.00	0.29	660	0.021	8.00	0.88	660	0.064	8.00	0.22	660	0.016	8.00
	36C	3757	0.39	660	0.028	8.00	0.26	660	0.019	8.00	0.77	660	0.056	8.00	0.19	660	0.014	8.00
	40C	4056	0.36	660	0.026	8.00	0.24	660	0.017	8.00	0.71	660	0.052	8.00	0.18	660	0.013	8.00
	45C	4604	0.31	660	0.023	8.00	0.21	660	0.015	8.00	0.63	660	0.046	8.00	0.16	660	0.012	8.00
	50C	5131	0.28	660	0.021	8.00	0.19	660	0.014	8.00	0.57	660	0.041	8.00	0.14	660	0.010	8.00
	56C	5234	0.28	660	0.020	8.00	0.18	660	0.013	8.00	0.55	660	0.040	8.00	0.14	660	0.010	8.00
	63C	5833	0.25	660	0.018	8.00	0.16	660	0.012	8.00	0.50	660	0.036	8.00	0.12	660	0.009	8.00
71C	6542	0.22	660	0.016	8.00	0.15	660	0.011	8.00	0.44	660	0.032	8.00	0.11	660	0.008	8.00	
K0632	8.0	7.961	182	566	11.14	4.07	121	626	8.19	4.62	364	459	18.07	3.72	91	647	6.37	5.34
	11.	11.19	130	660	9.28	4.18	86	711	6.61	5.11	259	545	15.27	3.65	65	745	5.24	5.85
	12.	12.54	116	689	8.65	4.32	77	736	6.13	5.32	231	574	14.34	3.63	58	776	4.87	6.06
	14.	14.08	103	717	7.99	4.49	68	765	5.63	5.53	206	605	13.48	3.61	51	807	4.45	6.29
	18.	17.88	81	766	6.71	4.93	54	810	4.73	6.12	162	671	11.76	3.57	41	825	3.66	7.25
	20.	20.27	72	792	6.17	5.18	47	825	4.19	6.61	143	701	10.84	3.63	36	825	3.21	7.79
	25.	24.18	60	817	5.30	5.70	40	825	3.57	7.33	120	739	9.59	3.88	30	825	2.68	8.00
	28.	27.84	52	825	4.64	6.23	34	825	3.03	7.95	104	769	8.65	4.10	26	825	2.32	8.00
	32.	32.38	45	825	4.02	6.83	30	825	2.68	8.00	90	796	7.75	4.40	22	825	1.96	8.00
	36.	36.22	40	825	3.57	7.30	27	825	2.41	8.00	80	809	7.00	4.68	20	825	1.78	8.00
	40.	38.61	38	825	3.39	7.57	25	825	2.23	8.00	75	811	6.58	4.90	19	825	1.70	8.00
	45.	45.76	32	825	2.86	8.00	21	825	1.87	8.00	63	825	5.62	5.50	16	825	1.43	8.00
	50.	48.86	30	825	2.68	8.00	20	825	1.78	8.00	59	825	5.27	5.74	15	825	1.34	8.00
	63.	60.62	24	825	2.14	8.00	16	825	1.43	8.00	48	825	4.28	6.57	12	825	1.07	8.00
	71.	71.49	20	825	1.78	8.00	13	825	1.16	8.00	41	825	3.66	7.24	10	825	0.89	8.00
	80.	78.28	19	825	1.70	8.00	12	825	1.07	8.00	37	825	3.30	7.63	9	825	0.80	8.00
	100	95.93	15	825	1.34	8.00	10	825	0.89	8.00	30	825	2.68	8.00	8	825	0.71	8.00
112	106.9	14	825	1.25	8.00	9.0	825	0.80	8.00	27	825	2.41	8.00	7	825	0.62	8.00	
125	119.9	12	596	0.77	8.00	8.0	596	0.52	8.00	24	595	1.54	8.00	6	825	0.54	8.00	
K0652	125	116.2	12	825	1.15	8.00	8.3	825	0.759	8.00	25	825	2.29	8.00	6.2	825	0.573	8.00
	140	140.1	10	825	0.951	8.00	6.9	825	0.630	8.00	21	825	1.90	8.00	5.2	825	0.476	8.00
	160	154.4	9.4	825	0.863	8.00	6.2	825	0.571	8.00	19	825	1.73	8.00	4.7	825	0.432	8.00
	200	203.9	7.1	825	0.653	8.00	4.7	825	0.433	8.00	14	825	1.31	8.00	3.6	825	0.327	8.00
	250	259.0	5.6	825	0.514	8.00	3.7	825	0.341	8.00	11	825	1.03	8.00	2.8	825	0.257	8.00
	280	294.3	4.9	825	0.453	8.00	3.3	825	0.300	8.00	10	825	0.906	8.00	2.5	825	0.226	8.00
	320	310.5	4.7	825	0.429	8.00	3.1	825	0.284	8.00	9.3	825	0.858	8.00	2.3	825	0.215	8.00
	360	344.4	4.2	825	0.387	8.00	2.8	825	0.256	8.00	8.4	825	0.774	8.00	2.1	825	0.193	8.00
	400	391.2	3.7	825	0.341	8.00	2.5	825	0.226	8.00	7.4	825	0.681	8.00	1.9	825	0.170	8.00
	450	444.5	3.3	825	0.300	8.00	2.2	825	0.198	8.00	6.5	825	0.600	8.00	1.6	825	0.150	8.00
	500	489.5	3.0	825	0.272	8.00	2.0	825	0.180	8.00	5.9	825	0.544	8.00	1.5	825	0.136	8.00
	560	563.0	2.6	825	0.237	8.00	1.7	825	0.157	8.00	5.2	825	0.473	8.00	1.3	825	0.118	8.00
	630	612.1	2.4	825	0.218	8.00	1.6	825	0.144	8.00	4.7	825	0.435	8.00	1.2	825	0.109	8.00
	700	712.0	2.0	825	0.187	8.00	1.3	825	0.124	8.00	4.1	825	0.374	8.00	1.0	825	0.094	8.00
	800	796.6	1.8	825	0.167	8.00	1.2	825	0.111	8.00	3.6	825	0.335	8.00	0.91	825	0.084	8.00
	900	881.8	1.6	825	0.151	8.00	1.1	825	0.100	8.00	3.3	825	0.302	8.00	0.82	825	0.076	8.00
	10C	1026	1.4	825	0.130	8.00	0.94	825	0.086	8.00	2.8	825	0.260	8.00	0.71	825	0.065	8.00
	11C	1147	1.3	825	0.116	8.00	0.84	825	0.077	8.00	2.5	825	0.232	8.00	0.63	825	0.058	8.00
	12C	1208	1.2	825	0.110	8.00	0.79	825	0.073	8.00	2.4	825	0.221	8.00	0.60	825	0.055	8.00
	14C	1449	1.0	825	0.092	8.00	0.66	825	0.061	8.00	2.0	825	0.184	8.00	0.50	825	0.046	8.00
	16C	1548	0.94	825	0.086	8.00	0.62	825	0.057	8.00	1.9	825	0.172	8.00	0.47	825	0.043	8.00
	18C	1744	0.83	825	0.076	8.00	0.55	825	0.051	8.00	1.7	825	0.153	8.00	0.42	825	0.038	8.00
	20C	1920	0.76	825	0.069	8.00	0.50	825	0.046	8.00	1.5	825	0.139	8.00	0.38	825	0.035	8.00
	22C	2164	0.67	825	0.062	8.00	0.44	825	0.041	8.00	1.3	825	0.123	8.00	0.34	825	0.031	8.00
	25C	2515	0.58	825	0.053	8.00	0.38	825	0.035	8.00	1.2	825	0.106	8.00	0.29	825	0.026	8.00
	28C	2794	0.52	825	0.048	8.00	0.34	825	0.032	8.00	1.0	825	0.095	8.00	0.26	825	0.024	8.00
	32C	3248	0.45	825	0.041	8.00	0.30	825	0.027	8.00	0.89	825	0.082	8.00	0.22	825	0.021	8.00
	36C	3686	0.39	825	0.036	8.00	0.26	825	0.024	8.00	0.79	825	0.072	8.00	0.20	825	0.018	8.00
40C	3981	0.36	825	0.033	8.00	0.24	825	0.022	8.00	0.73	825	0.067	8.00	0.18	825	0.017	8.00	
45C	4518	0.32	825	0.029	8.00	0.21	825	0.020	8.00	0.64	825	0.059	8.00	0.16	825	0.015	8.00	
50C	5036	0.29	825	0.026	8.00	0.19	825	0.018	8.00	0.58	825	0.053	8.00	0.14	825	0.013	8.00	
56C	5136</																	



RATINGS

Key: Pm= Input Power (kW) M2= Output Torque (Nm) i= Exact Ratio n2= Output Speed (rpm) Fra = Overhung load (kN)

Table with columns for model (K0732, K0752, K0832), input speed (in), exact ratio (i), and output speed (n2) for three different input speeds (n1 = 1450, 960, 2900, 725). Each row lists output torque (M2), input power (Pm), and overhung load (Fra).

Note: Input power Pm may exceed thermal power rating



RATINGS

Key: Pm= Input Power (kW) M2= Output Torque (Nm) i= Exact Ratio n2= Output Speed (rpm) Fra = Overhung load (kN)

			n1 = 1450				n1 = 960				n1 = 2900				n1 = 725			
	in	i	n2	M2	Pm	Fra	n2	M2	Pm	Fra	n2	M2	Pm	Fra	n2	M2	Pm	Fra
K0852	125	132.2	11	2710	3.31	15.70	7.3	2710	2.19	15.70	22	2710	6.62	15.70	5.5	2710	1.66	15.70
	140	144.7	10	2710	3.03	15.70	6.6	2710	2.00	15.70	20	2710	6.05	15.70	5.0	2710	1.51	15.70
	160	163.7	8.9	2710	2.67	15.70	5.9	2710	1.77	15.70	18	2710	5.35	15.70	4.4	2710	1.34	15.70
	200	203.4	7.1	2710	2.15	15.70	4.7	2710	1.42	15.70	14	2710	4.30	15.70	3.6	2710	1.08	15.70
	250	255.9	5.7	2710	1.71	15.70	3.8	2710	1.13	15.70	11	2710	3.42	15.70	2.8	2710	0.855	15.70
	280	297.0	4.9	2710	1.47	15.70	3.2	2710	0.976	15.70	10	2710	2.95	15.70	2.4	2710	0.737	15.70
	320	325.0	4.5	2710	1.35	15.70	3.0	2710	0.892	15.70	8.9	2710	2.69	15.70	2.2	2710	0.673	15.70
	360	368.4	3.9	2710	1.19	15.70	2.6	2710	0.787	15.70	7.9	2710	2.38	15.70	2.0	2710	0.594	15.70
	400	401.5	3.6	2710	1.09	15.70	2.4	2710	0.722	15.70	7.2	2710	2.18	15.70	1.8	2710	0.545	15.70
	450	462.3	3.1	2710	0.947	15.70	2.1	2710	0.627	15.70	6.3	2710	1.89	15.70	1.6	2710	0.473	15.70
	500	505.9	2.9	2710	0.865	15.70	1.9	2710	0.573	15.70	5.7	2710	1.73	15.70	1.4	2710	0.433	15.70
	560	537.7	2.7	2710	0.814	15.70	1.8	2710	0.539	15.70	5.4	2710	1.63	15.70	1.3	2710	0.407	15.70
	630	641.2	2.3	2710	0.683	15.70	1.5	2710	0.452	15.70	4.5	2710	1.37	15.70	1.1	2710	0.341	15.70
	700	759.9	1.9	2710	0.576	15.70	1.3	2710	0.381	15.70	3.8	2710	1.15	15.70	0.95	2710	0.288	15.70
	800	811.3	1.8	2710	0.540	15.70	1.2	2710	0.357	15.70	3.6	2710	1.08	15.70	0.89	2710	0.270	15.70
	900	887.8	1.6	2710	0.493	15.70	1.1	2710	0.326	15.70	3.3	2710	0.986	15.70	0.82	2710	0.247	15.70
	10C	1007	1.4	2710	0.435	15.70	0.95	2710	0.288	15.70	2.9	2710	0.870	15.70	0.72	2710	0.217	15.70
	11C	1102	1.3	2710	0.397	15.70	0.87	2710	0.263	15.70	2.6	2710	0.795	15.70	0.66	2710	0.199	15.70
	12C	1246	1.2	2710	0.351	15.70	0.77	2710	0.233	15.70	2.3	2710	0.702	15.70	0.58	2710	0.176	15.70
	14C	1470	0.99	2710	0.298	15.70	0.65	2710	0.197	15.70	2.0	2710	0.596	15.70	0.49	2710	0.149	15.70
	16C	1659	0.87	2710	0.264	15.70	0.58	2710	0.175	15.70	1.7	2710	0.528	15.70	0.44	2710	0.132	15.70
	18C	1817	0.80	2710	0.241	15.70	0.53	2710	0.160	15.70	1.6	2710	0.482	15.70	0.40	2710	0.120	15.70
	20C	2011	0.72	2710	0.218	15.70	0.48	2710	0.144	15.70	1.4	2710	0.435	15.70	0.36	2710	0.109	15.70
	22C	2202	0.66	2710	0.199	15.70	0.44	2710	0.132	15.70	1.3	2710	0.398	15.70	0.33	2710	0.099	15.70
	25C	2699	0.54	2710	0.162	15.70	0.36	2710	0.107	15.70	1.1	2710	0.324	15.70	0.27	2710	0.081	15.70
	28C	2821	0.51	2710	0.155	15.70	0.34	2710	0.103	15.70	1.0	2710	0.310	15.70	0.26	2710	0.078	15.70
32C	3147	0.46	2710	0.139	15.70	0.31	2710	0.092	15.70	0.92	2710	0.278	15.70	0.23	2710	0.070	15.70	
36C	3853	0.38	2710	0.114	15.70	0.25	2710	0.075	15.70	0.75	2710	0.227	15.70	0.19	2710	0.057	15.70	
40C	4237	0.34	2710	0.103	15.70	0.23	2710	0.068	15.70	0.68	2710	0.207	15.70	0.17	2710	0.052	15.70	
45C	4722	0.31	2710	0.093	15.70	0.20	2710	0.061	15.70	0.61	2710	0.185	15.70	0.15	2710	0.046	15.70	
50C	5157	0.28	2710	0.085	15.70	0.19	2710	0.056	15.70	0.56	2710	0.170	15.70	0.14	2710	0.042	15.70	
56C	5296	0.27	2710	0.083	15.70	0.18	2710	0.055	15.70	0.55	2710	0.165	15.70	0.14	2710	0.041	15.70	
63C	5783	0.25	2710	0.076	15.70	0.17	2710	0.050	15.70	0.50	2710	0.151	15.70	0.13	2710	0.038	15.70	
71C	6660	0.22	2710	0.066	15.70	0.14	2710	0.044	15.70	0.44	2710	0.131	15.70	0.11	2710	0.033	15.70	
K0932	8.0	8.035	180	2570	50.70	26.00	119	2910	37.90	27.70	361	2090	82.80	23.50	90	3150	30.90	30.30
	11.	11.06	131	2990	42.80	26.60	87	3340	31.50	30.00	262	2430	69.80	24.10	66	3470	24.70	33.30
	12.	12.40	117	3150	40.20	27.00	77	3450	29.10	31.10	234	2550	65.50	24.40	58	3590	22.80	34.50
	14.	13.92	104	3310	37.60	27.80	69	3560	26.70	32.20	208	2690	61.30	24.60	52	3710	21.00	35.50
	18.	17.93	81	3580	31.50	30.00	54	3770	22.00	35.00	162	2980	52.80	25.20	40	3780	16.60	35.50
	20.	20.03	72	3670	28.90	31.10	48	3770	19.70	35.50	145	3110	49.30	25.40	36	4210	14.90	35.50
	25.	25.02	58	3770	23.80	33.80	38	3780	15.80	35.50	116	3380	42.90	26.20	29	4300	11.90	35.50
	28.	27.78	52	3770	21.50	35.40	35	4200	14.20	35.50	104	3510	40.10	27.00	26	4300	10.70	35.50
	32.	31.67	46	3780	18.80	35.50	30	4300	12.50	35.50	92	3660	36.60	28.00	23	4300	9.40	35.50
	36.	35.62	41	4210	16.80	35.50	27	4300	11.10	35.50	81	3770	33.60	29.10	20	4300	8.37	35.50
	40.	40.33	36	4300	14.80	35.50	24	4300	9.79	35.50	72	4100	29.70	30.80	18	4300	7.39	35.50
	45.	44.89	32	4300	13.30	35.50	21	4300	8.80	35.50	65	4300	26.70	32.30	16	4300	6.64	35.50
	50.	49.87	29	4300	12.00	35.50	19	4300	7.92	35.50	58	4300	24.00	33.80	15	4300	5.98	35.50
	63.	61.00	24	4300	9.80	35.50	16	4300	6.48	35.50	48	4300	19.60	35.50	12	4300	4.89	35.50
	71.	70.45	21	4300	8.49	35.50	14	4300	5.62	35.50	41	4300	17.00	35.50	10	4300	4.24	35.50
	80.	77.78	19	4300	7.69	35.50	12	4300	5.09	35.50	37	4300	15.40	35.50	9.0	4300	3.84	35.50
100	94.53	15	4300	6.34	35.50	10	4300	4.20	35.50	31	4300	12.70	35.50	8.0	4300	3.17	35.50	
112	107.00	14	4300	5.60	35.50	9.0	4300	3.71	35.50	27	4300	11.20	35.50	7.0	4300	2.80	35.50	
125	120.30	12	4300	5.00	35.50	8.0	4300	3.31	35.50	24	4300	10.00	35.50	6.0	4300	2.50	35.50	
K0952	125	127.71	11	4300	5.44	35.50	7.5	4300	3.60	35.50	23	4300	10.88	35.50	5.7	4300	2.72	35.50
	140	144.6	10	4300	4.80	35.50	6.6	4300	3.18	35.50	20	4300	9.61	35.50	5.0	4300	2.40	35.50
	160	160.9	9.0	4300	4.32	35.50	6.0	4300	2.86	35.50	18	4300	8.63	35.50	4.5	4300	2.16	35.50
	200	203.3	7.1	4300	3.42	35.50	4.7	4300	2.26	35.50	14	4300	6.83	35.50	3.6	4300	1.71	35.50
	250	253.6	5.7	4300	2.74	35.50	3.8	4300	1.81	35.50	11	4300	5.48	35.50	2.9	4300	1.37	35.50
	280	284.7	5.1	4300	2.44	35.50	3.4	4300	1.62	35.50	10	4300	4.88	35.50	2.5	4300	1.22	35.50
	320	316.3	4.6	4300	2.20	35.50	3.0	4300	1.45	35.50	9.2	4300	4.39	35.50	2.3	4300	1.10	35.50
	360	361.5	4.0	4300	1.92	35.50	2.7	4300	1.27	35.50	8.0	4300	3.84	35.50	2.0	4300	0.961	35.50
	400	401.6	3.6	4300	1.73	35.50	2.4	4300	1.14	35.50	7.2	4300	3.46	35.50	1.8	4300	0.865	35.50
	450	446.6	3.2	4300	1.56	35.50	2.1	4300	1.03	35.50	6.5	4300	3.11	35.50	1.6	4300	0.778	35.50
	500	505.5	2.9	4300	1.37	35.50	1.9	4300	0.910	35.50	5.7	4300	2.75	35.50	1.4	4300	0.687	35.50
	560	562.8	2.6	4300	1.23	35.50	1.7	4300	0.817	35.50	5.2	4300	2.47	35.50	1.3	4300	0.617	35.50
	630	625.2	2.3	4300	1.11	35.50	1.5	4300	0.735	35.50	4.6	4300	2.22	35.50	1.2	4300	0.555	35.50
	700	764.7	1.9	4300	0.908	35.50	1.3	4300	0.601	35.50	3.8	4300	1.82	35.50	0.9	4300	0.454	35.50
800	813.6	1.8	4300	0.854	35.50	1.2	4300	0.565	35.50	3.6	4300	1.71	35.50	0.89	4300	0.427	35.50	
900	883.1	1.6	4300	0.786	35.50	1.1	4300	0.521	35.50	3.3	4300	1.57	35.50	0.82	4300	0.393	35.50	
10C	1027	1.4	4300	0.676	35.50	0.93	4300	0.448	35.50	2.8	4300	1.35	35.50	0.71	4300	0.3		



RATINGS

Key: Pm= Input Power (kW) M2= Output Torque (Nm) i= Exact Ratio n2= Output Speed (rpm) Fra = Overhung load (kN)

			n1 = 1450				n1 = 960				n1 = 2900				n1 = 725			
	in	i	n2	M2	Pm	Fra	n2	M2	Pm	Fra	n2	M2	Pm	Fra	n2	M2	Pm	Fra
K0952	11C	1149	1.3	4300	0.604	35.50	0.84	4300	0.400	35.50	2.5	4300	1.21	35.50	0.63	4300	0.302	35.50
	12C	1225	1.2	4300	0.567	35.50	0.78	4300	0.375	35.50	2.4	4300	1.13	35.50	0.59	4300	0.284	35.50
	14C	1452	1.0	4300	0.478	35.50	0.66	4300	0.317	35.50	2.0	4300	0.957	35.50	0.50	4300	0.239	35.50
	16C	1603	0.90	4300	0.433	35.50	0.60	4300	0.287	35.50	1.8	4300	0.867	35.50	0.45	4300	0.217	35.50
	18C	1711	0.85	4300	0.406	35.50	0.56	4300	0.269	35.50	1.7	4300	0.812	35.50	0.42	4300	0.203	35.50
	20C	2080	0.70	4300	0.334	35.50	0.46	4300	0.221	35.50	1.4	4300	0.668	35.50	0.35	4300	0.167	35.50
	22C	2123	0.68	4300	0.327	35.50	0.45	4300	0.217	35.50	1.4	4300	0.654	35.50	0.34	4300	0.164	35.50
	25C	2504	0.58	4300	0.277	35.50	0.38	4300	0.184	35.50	1.2	4300	0.555	35.50	0.29	4300	0.139	35.50
	28C	2742	0.53	4300	0.253	35.50	0.35	4300	0.168	35.50	1.1	4300	0.507	35.50	0.26	4300	0.127	35.50
	32C	3332	0.44	4300	0.208	35.50	0.29	4300	0.138	35.50	0.87	4300	0.417	35.50	0.22	4300	0.104	35.50
	36C	3745	0.39	4300	0.185	35.50	0.26	4300	0.123	35.50	0.77	4300	0.371	35.50	0.19	4300	0.093	35.50
	40C	4084	0.36	4300	0.170	35.50	0.24	4300	0.113	35.50	0.71	4300	0.340	35.50	0.18	4300	0.085	35.50
	45C	4552	0.32	4300	0.153	35.50	0.21	4300	0.101	35.50	0.64	4300	0.305	35.50	0.16	4300	0.076	35.50
	50C	5105	0.28	4300	0.136	35.50	0.19	4300	0.090	35.50	0.57	4300	0.272	35.50	0.14	4300	0.068	35.50
	56C	5778	0.25	4300	0.120	35.50	0.17	4300	0.080	35.50	0.50	4300	0.240	35.50	0.13	4300	0.060	35.50
	63C	6497	0.22	4300	0.107	35.50	0.15	4300	0.071	35.50	0.45	4300	0.214	35.50	0.11	4300	0.053	35.50
K1032	8.0	8.263	175	4090	78.20	36.90	116	4100	51.80	40.90	351	4070	156.00	31.10	88	4100	39.10	43.40
	11.	11.54	126	5730	78.20	35.30	83	5730	51.80	41.30	251	4820	132.00	31.60	63	5740	39.10	43.20
	12.	12.55	116	6170	77.50	34.90	76	6240	51.80	41.30	231	5010	126.00	31.80	58	6240	39.10	43.20
	14.	14.26	102	6530	72.20	35.60	67	7090	51.80	41.10	203	5300	117.00	32.00	51	7090	39.10	43.10
	18.	18.57	78	7190	61.00	38.10	52	7190	40.30	43.10	156	5920	101.00	32.70	39	7190	30.40	43.10
	20.	20.05	72	7190	56.50	39.50	48	7190	37.40	43.10	145	6100	96.10	32.90	36	7190	28.20	43.10
	25.	25.76	56	7190	43.90	43.10	37	7190	29.10	43.10	113	6720	82.40	33.50	28	7190	21.90	43.10
	28.	29.24	50	7190	38.70	43.10	33	7190	25.60	43.10	99	7050	76.10	34.50	25	7190	19.30	43.10
	32.	33.10	44	7190	34.20	43.10	29	7190	22.60	43.10	88	7190	68.60	36.10	22	7190	17.10	43.10
	36.	37.34	39	7190	30.40	43.10	26	7190	20.10	43.10	78	7190	60.90	38.20	19	7190	15.20	43.10
	40.	41.49	35	7190	27.30	43.10	23	7190	18.10	43.10	70	7190	54.70	40.10	17	7190	13.60	43.10
	45.	45.37	32	7190	25.00	43.10	21	7190	16.50	43.10	64	7190	50.10	41.80	16	7190	12.50	43.10
	50.	50.41	29	7190	22.50	43.10	19	7190	14.90	43.10	58	7190	45.10	43.10	14	7190	11.20	43.10
	63.	59.58	24	7190	19.00	43.10	16	7190	12.60	43.10	49	7190	38.10	43.10	12	7190	9.51	43.10
	71.	71.89	20	7190	15.80	43.10	13	7190	10.40	43.10	40	7190	31.60	43.10	10	7190	7.89	43.10
	80.	82.83	18	7190	13.70	43.10	12	7190	9.08	43.10	35	7190	27.50	43.10	8.8	7190	6.85	43.10
100.	96.11	15	7190	11.80	43.10	10	7190	7.83	43.10	30	7190	23.70	43.10	7.5	7190	5.91	43.10	
112.	112.0	13	7190	10.20	43.10	8.6	7190	6.73	43.10	26	7190	20.40	43.10	6.5	7190	5.08	43.10	
125.	120.4	12	7190	9.48	43.10	8.0	7190	6.27	43.10	24	7190	19.00	43.10	6.0	7190	4.74	43.10	
K1052	140	137.3	11	7190	8.46	43.10	7.0	7190	5.60	43.10	21	7190	16.91	43.10	5.3	7190	4.23	43.10
	160	166.8	8.7	7190	6.96	43.10	5.8	7190	4.61	43.10	17	7190	13.92	43.10	4.3	7190	3.48	43.10
	200	211.4	6.9	7190	5.49	43.10	4.5	7190	3.64	43.10	14	7190	10.99	43.10	3.4	7190	2.75	43.10
	250	259.6	5.6	7190	4.47	43.10	3.7	7190	2.96	43.10	11	7190	8.95	43.10	2.8	7190	2.24	43.10
	280	285.4	5.1	7190	4.07	43.10	3.4	7190	2.69	43.10	10	7190	8.14	43.10	2.5	7190	2.03	43.10
	320	317.2	4.6	7190	3.66	43.10	3.0	7190	2.42	43.10	9.1	7190	7.32	43.10	2.3	7190	1.83	43.10
	360	372.8	3.9	7190	3.11	43.10	2.6	7190	2.06	43.10	7.8	7190	6.23	43.10	1.9	7190	1.56	43.10
	400	423.7	3.4	7190	2.74	43.10	2.3	7190	1.81	43.10	6.8	7190	5.48	43.10	1.7	7190	1.37	43.10
	450	466.1	3.1	7190	2.49	43.10	2.1	7190	1.65	43.10	6.2	7190	4.98	43.10	1.6	7190	1.25	43.10
	500	514.7	2.8	7190	2.26	43.10	1.9	7190	1.49	43.10	5.6	7190	4.51	43.10	1.4	7190	1.13	43.10
	560	566.2	2.6	7190	2.05	43.10	1.7	7190	1.36	43.10	5.1	7190	4.10	43.10	1.3	7190	1.03	43.10
	630	629.2	2.3	7190	1.85	43.10	1.5	7190	1.22	43.10	4.6	7190	3.69	43.10	1.2	7190	0.923	43.10
	700	723.0	2.0	7190	1.61	43.10	1.3	7190	1.06	43.10	4.0	7190	3.21	43.10	1.0	7190	0.803	43.10
	800	819.8	1.8	7190	1.42	43.10	1.2	7190	0.938	43.10	3.5	7190	2.83	43.10	0.88	7190	0.708	43.10
	900	897.2	1.6	7190	1.29	43.10	1.1	7190	0.857	43.10	3.2	7190	2.59	43.10	0.81	7190	0.647	43.10
	10C	1031	1.4	7190	1.13	43.10	0.93	7190	0.746	43.10	2.8	7190	2.25	43.10	0.70	7190	0.563	43.10
	11C	1169	1.2	7190	0.993	43.10	0.82	7190	0.658	43.10	2.5	7190	1.99	43.10	0.62	7190	0.497	43.10
	12C	1224	1.2	7190	0.949	43.10	0.78	7190	0.628	43.10	2.4	7190	1.90	43.10	0.59	7190	0.474	43.10
	14C	1477	0.98	7190	0.786	43.10	0.65	7190	0.521	43.10	2.0	7190	1.57	43.10	0.49	7190	0.393	43.10
	16C	1670	0.87	7190	0.696	43.10	0.57	7190	0.461	43.10	1.7	7190	1.39	43.10	0.43	7190	0.348	43.10
	18C	1914	0.76	7190	0.607	43.10	0.50	7190	0.402	43.10	1.5	7190	1.21	43.10	0.38	7190	0.303	43.10
	20C	2096	0.69	7190	0.554	43.10	0.46	7190	0.367	43.10	1.4	7190	1.11	43.10	0.35	7190	0.277	43.10
	22C	2231	0.65	7190	0.521	43.10	0.43	7190	0.345	43.10	1.3	7190	1.04	43.10	0.33	7190	0.260	43.10
	25C	2529	0.57	7190	0.459	43.10	0.38	7190	0.304	43.10	1.1	7190	0.919	43.10	0.29	7190	0.230	43.10
28C	2913	0.50	7190	0.399	43.10	0.33	7190	0.264	43.10	1.0	7190	0.797	43.10	0.25	7190	0.199	43.10	
32C	3087	0.47	7190	0.376	43.10	0.31	7190	0.249	43.10	0.94	7190	0.752	43.10	0.23	7190	0.188	43.10	
36C	3496	0.41	7190	0.332	43.10	0.27	7190	0.220	43.10	0.83	7190	0.664	43.10	0.21	7190	0.166	43.10	
40C	4022	0.36	7190	0.289</														



RATINGS

Key: Pm= Input Power (kW) M2= Output Torque (Nm) i= Exact Ratio n2= Output Speed (rpm) Fra = Overhung load (kN)

			n1 = 1450				n1 = 960				n1 = 2900				n1 = 725			
	in	i	n2	M2	Pm	Fra	n2	M2	Pm	Fra	n2	M2	Pm	Fra	n2	M2	Pm	Fra
K1232	8	8.51	170	5200	96.40	58.30	113	5200	63.80	59.10	341	5180	193.0	45.70	85	5200	48.20	61.30
	11.	11.8	123	7220	96.40	57.40	81	7220	63.80	60.00	246	7210	193.0	43.60	61	7220	48.20	61.30
	12.	12.96	112	7930	96.40	56.80	74	7930	63.80	60.40	224	7920	193.0	42.70	56	7940	48.20	61.30
	14.	14.25	102	8720	96.40	56.10	67	8720	63.80	60.50	204	8480	188.0	42.40	51	8730	48.20	61.30
	18.	18.2	80	11100	96.40	55.40	53	11100	63.80	60.50	159	9400	163.0	43.00	40	11200	48.20	61.30
	20.	20.17	72	12100	94.30	55.50	48	12300	63.40	60.50	144	9800	153.0	43.20	36	12300	47.90	61.30
	25.	26.5	55	12300	73.00	58.70	36	12300	48.30	61.30	109	10900	130.0	43.90	27	12300	36.50	61.30
	28.	28.99	50	12300	66.80	61.30	33	12300	44.20	61.30	100	11400	124.0	44.00	25	12300	33.30	61.30
	32.	32.83	44	12300	58.90	61.30	29	12300	39.00	61.30	88	11700	112.0	46.00	22	12300	29.40	61.30
	36.	36.18	40	12300	53.50	61.30	27	12300	35.40	61.30	80	12200	107.0	47.00	20	12300	26.70	61.30
	40.	40.44	36	12300	47.90	61.30	24	12300	31.70	61.30	72	12300	96.00	49.00	18	12300	23.90	61.30
	45.	46.81	31	12300	41.50	61.30	21	12300	27.40	61.30	62	12300	83.10	53.00	15	12300	20.70	61.30
	50.	52.76	27	12300	36.80	61.30	18	12300	24.30	61.30	55	12300	73.70	56.00	14	12300	18.40	61.30
	63.	60.77	24	12300	32.00	61.30	16	12300	21.20	61.30	48	12300	64.10	60.00	12	12300	16.00	61.30
71.	74.62	19	12300	26.10	61.30	13	12300	17.30	61.30	39	12300	52.30	61.30	10	12300	13.10	61.30	
80.	83.1	17	12300	23.50	61.30	12	12300	15.50	61.30	35	12300	47.00	61.30	8.7	12300	11.70	61.30	
100	97.07	15	12300	20.00	61.30	10	12300	13.30	61.30	30	12300	40.10	61.30	7.5	12300	10.00	61.30	
112	113.8	13	12300	17.10	61.30	8.4	12300	11.30	61.30	25	12300	34.30	61.30	6.4	12300	8.56	61.30	
125	121.1	12	12300	16.10	61.30	7.9	12300	10.60	61.30	24	12300	32.20	61.30	6.0	12300	8.04	61.30	
K1252	125	133.1	11	12300	14.93	61.30	7.2	12300	9.89	61.30	22	12300	29.86	61.30	5.4	12300	7.47	61.30
	140	148.7	10	12300	13.36	61.30	6.5	12300	8.85	61.30	20	12300	26.72	61.30	4.9	12300	6.68	61.30
	160	172.2	8.4	12300	11.54	61.30	5.6	12300	7.64	61.30	17	12300	23.08	61.30	4.2	12300	5.77	61.30
	200	206.0	7.0	12300	9.65	61.30	4.7	12300	6.39	61.30	14	12300	19.29	61.30	3.5	12300	4.82	61.30
	250	254.4	5.7	12300	7.81	61.30	3.8	12300	5.17	61.30	11	12300	15.62	61.30	2.8	12300	3.90	61.30
	280	294.5	4.9	12300	6.75	61.30	3.3	12300	4.47	61.30	10	12300	13.49	61.30	2.5	12300	3.37	61.30
	320	332.0	4.4	12300	5.98	61.30	2.9	12300	3.96	61.30	8.7	12300	11.97	61.30	2.2	12300	2.99	61.30
	360	377.8	3.8	12300	5.26	61.30	2.5	12300	3.48	61.30	7.7	12300	10.52	61.30	1.9	12300	2.63	61.30
	400	410.5	3.5	12300	4.84	61.30	2.3	12300	3.20	61.30	7.1	12300	9.68	61.30	1.8	12300	2.42	61.30
	450	451.5	3.2	12300	4.40	61.30	2.1	12300	2.91	61.30	6.4	12300	8.80	61.30	1.6	12300	2.20	61.30
	500	504.7	2.9	12300	3.94	61.30	1.9	12300	2.61	61.30	5.7	12300	7.87	61.30	1.4	12300	1.97	61.30
	560	584.2	2.5	12300	3.40	61.30	1.6	12300	2.25	61.30	5.0	12300	6.80	61.30	1.2	12300	1.70	61.30
	630	658.5	2.2	12300	3.02	61.30	1.5	12300	2.00	61.30	4.4	12300	6.03	61.30	1.1	12300	1.51	61.30
	700	756.7	1.9	12300	2.63	61.30	1.3	12300	1.74	61.30	3.8	12300	5.25	61.30	1.0	12300	1.31	61.30
	800	858.1	1.7	12300	2.32	61.30	1.1	12300	1.53	61.30	3.4	12300	4.63	61.30	0.84	12300	1.16	61.30
	900	931.3	1.6	12300	2.13	61.30	1.0	12300	1.41	61.30	3.1	12300	4.27	61.30	0.78	12300	1.07	61.30
	10C	1070.1	1.4	12300	1.86	61.30	0.90	12300	1.23	61.30	2.7	12300	3.71	61.30	0.68	12300	0.928	61.30
	11C	1213.5	1.2	12300	1.64	61.30	0.79	12300	1.08	61.30	2.4	12300	3.27	61.30	0.60	12300	0.819	61.30
	12C	1248.3	1.2	12300	1.59	61.30	0.77	12300	1.05	61.30	2.3	12300	3.18	61.30	0.58	12300	0.796	61.30
	14C	1532.8	0.95	12300	1.30	61.30	0.63	12300	0.858	61.30	1.9	12300	2.59	61.30	0.47	12300	0.648	61.30
	16C	1733.0	0.84	12300	1.15	61.30	0.55	12300	0.759	61.30	1.7	12300	2.29	61.30	0.42	12300	0.573	61.30
	18C	1951.8	0.74	12300	1.02	61.30	0.49	12300	0.674	61.30	1.5	12300	2.04	61.30	0.37	12300	0.509	61.30
	20C	2137.4	0.68	12300	0.930	61.30	0.45	12300	0.615	61.30	1.4	12300	1.86	61.30	0.34	12300	0.465	61.30
	22C	2237.8	0.65	12300	0.888	61.30	0.43	12300	0.588	61.30	1.3	12300	1.78	61.30	0.32	12300	0.444	61.30
25C	2624.5	0.55	12300	0.757	61.30	0.37	12300	0.501	61.30	1.1	12300	1.51	61.30	0.28	12300	0.379	61.30	
28C	2923.0	0.50	12300	0.680	61.30	0.33	12300	0.450	61.30	0.99	12300	1.36	61.30	0.25	12300	0.340	61.30	
32C	3117.8	0.47	12300	0.637	61.30	0.31	12300	0.422	61.30	0.93	12300	1.27	61.30	0.23	12300	0.319	61.30	
36C	3507.6	0.41	12300	0.566	61.30	0.27	12300	0.375	61.30	0.83	12300	1.13	61.30	0.21	12300	0.283	61.30	
40C	4035.6	0.36	12300	0.492	61.30	0.24	12300	0.326	61.30	0.72	12300	0.985	61.30	0.18	12300	0.246	61.30	
45C	4484.0	0.32	12300	0.443	61.30	0.21	12300	0.293	61.30	0.65	12300	0.886	61.30	0.16	12300	0.222	61.30	
50C	5237.7	0.28	12300	0.379	61.30	0.18	12300	0.251	61.30	0.55	12300	0.759	61.30	0.14	12300	0.190	61.30	
56C	5525.8	0.26	12300	0.360	61.30	0.17	12300	0.238	61.30	0.52	12300	0.719	61.30	0.13	12300	0.180	61.30	
63C	6532.3	0.22	12300	0.304	61.30	0.15	12300	0.201	61.30	0.44	12300	0.608	61.30	0.11	12300	0.152	61.30	
K1532	11.	10.11	143	13800	214.0	77.20	95	14300	147.0	80.00	287	11200	349.0	68.80	72	14300	111.0	80.00
	12.	11.36	128	14500	201.0	78.50	84	16000	147.0	80.00	255	11800	327.0	69.80	64	16000	111.0	80.00
	14.	14.10	103	16000	179.0	80.00	68	18100	134.0	80.00	206	13000	291.0	72.00	51	19600	109.0	80.00
	18.	15.88	91	17000	168.0	80.00	60	19200	126.0	80.00	183	13800	274.0	73.10	46	20300	101.0	80.00
	20.	17.86	81	17900	158.0	80.00	54	20300	118.0	80.00	162	14600	257.0	74.20	41	21000	92.50	80.00
	25.	22.92	63	19900	137.0	80.00	42	21000	95.50	80.00	127	16200	222.0	76.90	32	21000	72.10	80.00
	28.	25.45	57	20800	128.0	80.00	38	21000	86.10	80.00	114	16800	209.0	78.00	28	21000	65.00	80.00
	32.	31.77	46	21000	104.0	80.00	30	21000	69.00	80.00	91	18400	182.0	80.00	23	21000	52.10	80.00
	36.	35.23	41	21000	94.10	80.00	27	21000	62.20	80.00	82	19000	170.0	80.00	21	21000	47.00	80.00
	40.	40.00	36	21000	82.90	80.00	24</											



RATINGS

Key: Pm= Input Power (kW) M2= Output Torque (Nm) i= Exact Ratio n2= Output Speed (rpm) Fra = Overhung load (kN)

			n1 = 1450				n1 = 960				n1 = 2900				n1 = 725				
	in	i	n2	M2	Pm	Fra	n2	M2	Pm	Fra	n2	M2	Pm	Fra	n2	M2	Pm	Fra	
K1552	160	168.6	8.6	21000	20.12	80.00	5.7	21000	13.32	80.00	17	21000	40.25	80.00	4.3	21000	10.06	80.00	
	200	181.2	8.0	21000	18.72	80.00	5.3	21000	12.39	80.00	16	21000	37.44	80.00	4.0	21000	9.36	80.00	
	250	251.0	5.8	21000	13.52	80.00	3.8	21000	8.95	80.00	12	21000	27.03	80.00	2.9	21000	6.76	80.00	
	280	281.9	5.1	21000	12.03	80.00	3.4	21000	7.97	80.00	10	21000	24.06	80.00	2.6	21000	6.02	80.00	
	320	322.9	4.5	21000	10.50	80.00	3.0	21000	6.95	80.00	9.0	21000	21.01	80.00	2.2	21000	5.25	80.00	
	360	362.8	4.0	21000	9.35	80.00	2.6	21000	6.19	80.00	8.0	21000	18.70	80.00	2.0	21000	4.68	80.00	
	400	398.9	3.6	21000	8.50	80.00	2.4	21000	5.63	80.00	7.3	21000	17.01	80.00	1.8	21000	4.25	80.00	
	450	460.3	3.1	21000	7.37	80.00	2.1	21000	4.88	80.00	6.3	21000	14.74	80.00	1.6	21000	3.68	80.00	
	500	520.0	2.8	21000	6.52	80.00	1.8	21000	4.32	80.00	5.6	21000	13.05	80.00	1.4	21000	3.26	80.00	
	560	559.0	2.6	21000	6.07	80.00	1.7	21000	4.02	80.00	5.2	21000	12.14	80.00	1.3	21000	3.03	80.00	
	630	614.9	2.4	21000	5.52	80.00	1.6	21000	3.65	80.00	4.7	21000	11.03	80.00	1.2	21000	2.76	80.00	
	700	706.5	2.1	21000	4.80	80.00	1.4	21000	3.18	80.00	4.1	21000	9.60	80.00	1.0	21000	2.40	80.00	
	800	801.2	1.8	21000	4.23	80.00	1.2	21000	2.80	80.00	3.6	21000	8.47	80.00	0.90	21000	2.12	80.00	
	900	909.2	1.6	21000	3.73	80.00	1.1	21000	2.47	80.00	3.2	21000	7.46	80.00	0.80	21000	1.87	80.00	
	10C	1031	1.4	21000	3.29	80.00	0.93	21000	2.18	80.00	2.8	21000	6.58	80.00	0.70	21000	1.65	80.00	
	11C	1091	1.3	21000	3.11	80.00	0.88	21000	2.06	80.00	2.7	21000	6.22	80.00	0.66	21000	1.56	80.00	
	12C	1237	1.2	21000	2.74	80.00	0.78	21000	1.82	80.00	2.3	21000	5.49	80.00	0.59	21000	1.37	80.00	
	14C	1418	1.0	21000	2.39	80.00	0.68	21000	1.58	80.00	2.0	21000	4.78	80.00	0.51	21000	1.20	80.00	
	16C	1608	0.90	21000	2.11	80.00	0.60	21000	1.40	80.00	1.8	21000	4.22	80.00	0.45	21000	1.05	80.00	
	18C	1773	0.82	21000	1.91	80.00	0.54	21000	1.27	80.00	1.6	21000	3.83	80.00	0.41	21000	0.956	80.00	
	20C	2031	0.71	21000	1.67	80.00	0.47	21000	1.11	80.00	1.4	21000	3.34	80.00	0.36	21000	0.835	80.00	
	22C	2296	0.63	21000	1.48	80.00	0.42	21000	0.978	80.00	1.3	21000	2.95	80.00	0.32	21000	0.739	80.00	
	25C	2457	0.59	21000	1.38	80.00	0.39	21000	0.914	80.00	1.2	21000	2.76	80.00	0.30	21000	0.690	80.00	
	28C	2686	0.54	21000	1.26	80.00	0.36	21000	0.836	80.00	1.1	21000	2.53	80.00	0.27	21000	0.632	80.00	
	32C	3175	0.46	21000	1.07	80.00	0.30	21000	0.707	80.00	0.91	21000	2.14	80.00	0.23	21000	0.534	80.00	
	36C	3714	0.39	21000	0.913	80.00	0.26	21000	0.605	80.00	0.78	21000	1.83	80.00	0.20	21000	0.457	80.00	
	40C	4067	0.36	21000	0.834	80.00	0.24	21000	0.552	80.00	0.71	21000	1.67	80.00	0.18	21000	0.417	80.00	
	45C	4431	0.33	21000	0.765	80.00	0.22	21000	0.507	80.00	0.65	21000	1.53	80.00	0.16	21000	0.383	80.00	
	50C	4924	0.29	21000	0.689	80.00	0.19	21000	0.456	80.00	0.59	21000	1.38	80.00	0.15	21000	0.344	80.00	
	56C	5615	0.26	21000	0.604	80.00	0.17	21000	0.400	80.00	0.52	21000	1.21	80.00	0.13	21000	0.302	80.00	
	63C	6239	0.23	21000	0.544	80.00	0.15	21000	0.360	80.00	0.46	21000	1.09	80.00	0.12	21000	0.272	80.00	
	K1632	12.	13.57	107	31000	359	80.00	71	33000	253	80.00	214	25200	584	80.00	53	33000	192	80.00
		14.	14.67	99	32000	344	80.00	65	33000	234	80.00	198	26100	559	80.00	49	33000	177	80.00
18.		17.15	85	33000	303	80.00	56	33000	201	80.00	169	27800	510	80.00	42	33000	152	80.00	
20.		22.45	65	33000	232	80.00	43	33000	153	80.00	129	30800	432	80.00	32	33000	116	80.00	
25.		25.63	57	33000	203	80.00	37	33000	135	80.00	113	32400	398	80.00	28	33000	102	80.00	
28.		30.61	47	33000	170	80.00	31	33000	113	80.00	95	33000	340	80.00	24	33000	85.2	80.00	
32.		34.73	42	33000	150	80.00	28	33000	99.5	80.00	84	33000	300	80.00	21	33000	75.1	80.00	
36.		38.38	38	33000	136	80.00	25	33000	90.0	80.00	76	33000	272	80.00	19	33000	68.0	80.00	
40.		44.38	33	33000	118	80.00	22	33000	77.9	80.00	65	33000	235	80.00	16	33000	58.8	80.00	
45.		47.94	30	33000	109	80.00	20	33000	72.2	80.00	60	33000	218	80.00	15	33000	54.5	80.00	
50.		55.88	26	33000	93.4	80.00	17	33000	61.8	80.00	52	33000	187	80.00	13	33000	46.7	80.00	
63.		64.44	23	33000	81.1	80.00	15	33000	53.7	80.00	45	33000	162	80.00	11	33000	40.5	80.00	
71.		74.70	19	33000	69.9	80.00	13	33000	46.3	80.00	39	33000	140	80.00	10	33000	35.0	80.00	
80.		86.08	17	33000	60.9	80.00	11	33000	40.3	80.00	34	33000	122	80.00	8.0	33000	30.4	80.00	
100		102.9	14	33000	51.1	80.00	9.0	33000	33.8	80.00	28	33000	102	80.00	7.0	33000	25.5	80.00	
125	123.4	12	28800	37.1	80.00	8.0	28800	24.6	80.00	23	28700	74.2	80.00	6.0	28800	18.6	80.00		
K1652	140	141.4	10	33000	37.69	80.00	6.8	33000	24.95	80.00	21	33000	75.37	80.00	5.1	33000	18.84	80.00	
	160	163.5	8.9	33000	32.60	80.00	5.9	33000	21.58	80.00	18	33000	65.19	80.00	4.4	33000	16.30	80.00	
	200	194.7	7.4	33000	27.38	80.00	4.9	33000	18.12	80.00	15	33000	54.75	80.00	3.7	33000	13.69	80.00	
	250	243.2	6.0	33000	21.92	80.00	3.9	33000	14.51	80.00	12	33000	43.84	80.00	3.0	33000	10.96	80.00	
	280	272.6	5.3	33000	19.56	80.00	3.5	33000	12.95	80.00	11	33000	39.11	80.00	2.7	33000	9.78	80.00	
	320	315.7	4.6	33000	16.89	80.00	3.0	33000	11.18	80.00	9.2	33000	33.77	80.00	2.3	33000	8.44	80.00	
	360	352.7	4.1	33000	15.11	80.00	2.7	33000	10.01	80.00	8.2	33000	30.23	80.00	2.1	33000	7.56	80.00	
	400	394.3	3.7	33000	13.52	80.00	2.4	33000	8.95	80.00	7.4	33000	27.04	80.00	1.8	33000	6.76	80.00	
	450	440.5	3.3	33000	12.10	80.00	2.2	33000	8.01	80.00	6.6	33000	24.20	80.00	1.6	33000	6.05	80.00	
	500	509.2	2.8	33000	10.47	80.00	1.9	33000	6.93	80.00	5.7	33000	20.94	80.00	1.4	33000	5.23	80.00	
	560	565.3	2.6	33000	9.43	80.00	1.7	33000	6.24	80.00	5.1	33000	18.86	80.00	1.3	33000	4.71	80.00	
	630	627.1	2.3	33000	8.50	80.00	1.5	33000	5.63	80.00	4.6	33000	17.00	80.00	1.2	33000	4.25	80.00	
	700	709.9	2.0	33000	7.51	80.00	1.4	33000	4.97	80.00	4.1	33000	15.02	80.00	1.0	33000	3.75	80.00	
	800	783.2	1.9	33000	6.81	80.00	1.2	33000	4.51	80.00	3.7	33000	13.61	80.00	0.93	33000	3.40	80.00	
	900	913.6	1.6	33000	5.83	80.00	1.1	33000	3.86	80.00	3.2	33000	11.67	80.00	0.79	33000	2.92	80.00	
	10C	1034	1.4	33000	5.16	80.00	0.93	33000	3.41	80.00	2.8	33000	10.31	80.00	0.70	33000	2.58	80.00	
	11C	1096	1.3	33000	4.86	80.00	0.88	33000	3.22	80.00	2.6	33000	9.73	80.00	0.66	33000	2.43	80.00	
	12C	1220	1.2	33000	4.37	80.00	0.79	33000	2.89	80.00	2.4	33000	8.73	80.00	0.59	33000	2.18	80.00	
14C	1382	1.0	33000	3.86	80.00	0.69	33000	2.55	80.00	2.1	33000	7.72	80.00	0.52	33000	1.93	80.00		
16C	1563	0.93	33000	3.41	80.00	0.61	33000	2.26	80.00	1.9	33000	6.82	80.00	0.46	33000	1.70	80.00		
18C	1803	0.80	33000	2.96	80.00	0.53	33000	1.96	80.00	1.6	33000	5.91	80.00	0.40	33000	1.48	80.00		
20C	1993	0.73	33000	2.67	80.00	0.48	33000	1.77	80.00	1.5	33000	5.35	80.00	0.36	33000	1.34	80.00		
22C																			



RATINGS

Key: Pm= Input Power (kW) M2= Output Torque (Nm) i= Exact Ratio n2= Output Speed (rpm) Fra = Overhung load (kN)

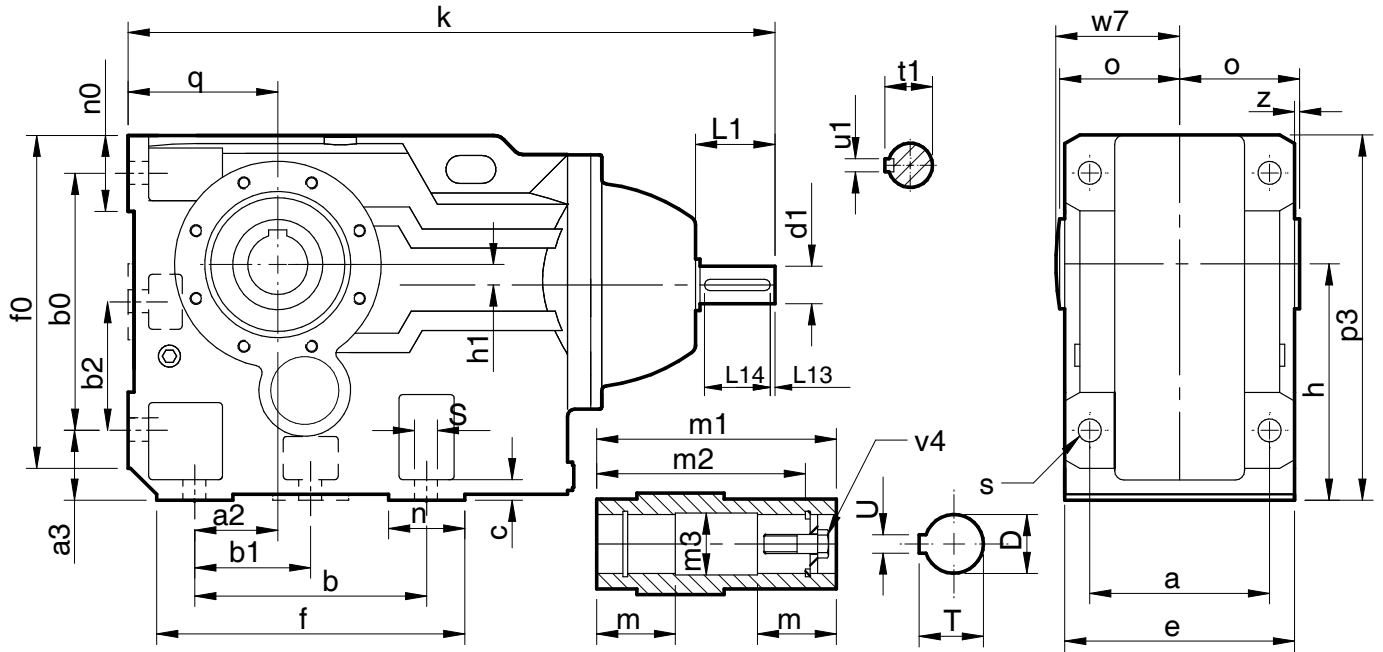
			n1 = 1450				n1 = 960				n1 = 2900				n1 = 725			
	in	i	n2	M2	Pm	Fra	n2	M2	Pm	Fra	n2	M2	Pm	Fra	n2	M2	Pm	Fra
K1652	25C	2423	0.60	33000	2.20	80.00	0.40	33000	1.46	80.00	1.2	33000	4.40	80.00	0.30	33000	1.10	80.00
	28C	2794	0.52	33000	1.91	80.00	0.34	33000	1.26	80.00	1.0	33000	3.82	80.00	0.26	33000	0.954	80.00
	32C	3162	0.46	33000	1.69	80.00	0.30	33000	1.12	80.00	0.92	33000	3.37	80.00	0.23	33000	0.843	80.00
	36C	3666	0.40	33000	1.45	80.00	0.26	33000	0.963	80.00	0.79	33000	2.91	80.00	0.20	33000	0.727	80.00
	40C	4122	0.35	33000	1.29	80.00	0.23	33000	0.856	80.00	0.70	33000	2.59	80.00	0.18	33000	0.647	80.00
	45C	4460	0.33	33000	1.20	80.00	0.22	33000	0.791	80.00	0.65	33000	2.39	80.00	0.16	33000	0.598	80.00
	50C	5048	0.29	33000	1.06	80.00	0.19	33000	0.699	80.00	0.57	33000	2.11	80.00	0.14	33000	0.528	80.00
	56C	5676	0.26	33000	0.939	80.00	0.17	33000	0.622	80.00	0.51	33000	1.88	80.00	0.13	33000	0.470	80.00
	63C	6811	0.21	33000	0.783	80.00	0.14	33000	0.518	80.00	0.43	33000	1.57	80.00	0.11	33000	0.391	80.00

Note: Input power Pm may exceed thermal power rating

SERIES K

DIMENSIONS

TRIPLE REDUCTION



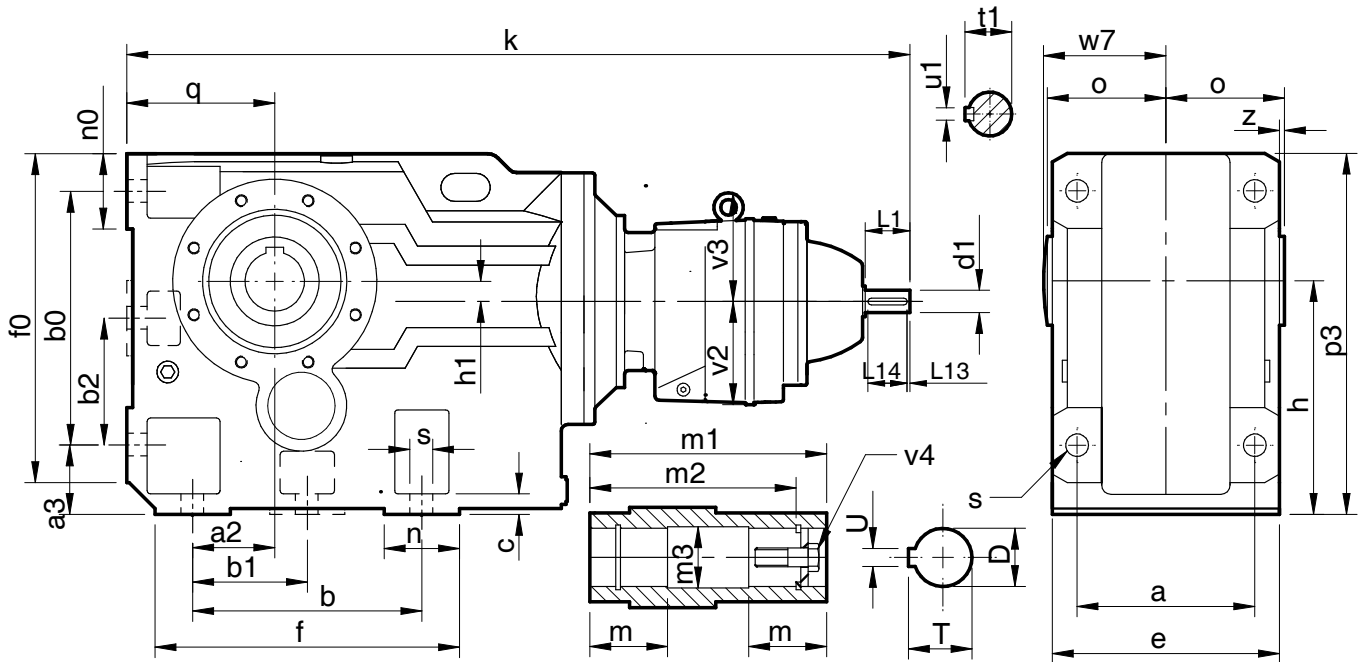
Size	a	a2	a3	b	b0	b1	b2	c	e	f	f0	h	h1	k	n	n0	o	p3	q	s	w7	z
K0332	100	28	32	110	115	-	-	11	120	143	152	100	16	333	38	38	60	167	63	11	63	0
K0432	120	35	37	130	130	-	-	16	145	168	171	112	13	361	38	40	75	187	71	11	78	2.5
K0532	130	30	45	130	150	-	-	15	157	170	192	132	5	410	40	40	83	217	80	14	87	5.5
K0632	140	30	45	120	160	-	-	20	170	176	208	140	13	430	55	48	90	233	90	14	94	5
K0732	165	40	55	150	200	-	-	27	200	210	263	180	25	492	60	55	105	288	112	18	109	5
K0832	180	55	70	180	233	-	-	30	230	256	309	212	15	622	76	76	120	341	132	23	124	5
K0932	240	75	75	240	295	-	-	35	290	340	395	265	10	710	100	100	150	420	160	27	154	5
K1032	270	95	95	280	360	-	-	40	340	390	455	315	41	856	110	115	175	505	200	34	180	5
K1232	330	115	110	350	420	-	-	45	400	470	540	375	65	987	120	120	205	590	225	39	210	5
K1532	420	140	130	380	500	-	-	50	500	548	661	450	85	1045	145	140	250	706	280	39	255	0
K1632	480	200	115	540	540	270	270	50	560	680	671	500	100	1235	140	122	305	800	315	33	805	25

Size	d1	L1	L13	L14	t1	u1	D (H7)	m	m1	m2	m3	T	U	v4
K0332	16 k6	40	4	32	18	5	30	53	120	105	30	34	8	M10X50
K0432	16 k6	40	4	32	18	5	35	66	150	132	35	39	10	M12X55
K0532	19 k6	40	4	32	22	6	40	73	166	142	40	44	12	M16X70
K0632	19 k6	40	4	32	22	6	40	80	180	156	40	44	12	M16X70
K0732	24 k6	50	5	40	27	8	50	93	210	183	51	54	14	M16X70
K0832	28 k6	60	5	50	31	8	60	105	240	210	61	65	18	M20X80
K0932	38 k6	80	5	70	41	10	70	133	300	270	71	75	20	M20X80
K1032	42 k6	110	10	70	45	12	80	155	350	313	81	86	22	M20X80
K1232	55 m6	110	10	90	59	16	100	180	410	373	101	107	28	M24X110
K1532	55 m6	110	10	90	59	16	120	180	500	460	121	127.5	32	M24X110
K1632	70 m6	140	10	110	75	20	135	180	610	570	136	143.5	36	M24X110

SERIES K

DIMENSIONS

QUINTUPLE REDUCTION



Size	a	a2	a3	b	b0	b1	b2	c	e	f	f0	h	h1	k	n	n0	o	p3	q	s	v2	v3	w7	z
K0352	100	28	32	110	115	-	-	11	120	143	152	100	16	519	38	38	60	167	63	11	76	74	63	0
K0452	120	35	37	130	130	-	-	16	145	168	171	112	13	547	38	40	75	187	71	11	76	74	78	2.5
K0552	130	30	45	130	150	-	-	15	157	170	192	132	5	612	40	40	83	217	80	14	91	91	87	5.5
K0652	140	30	45	120	160	-	-	20	170	176	208	140	13	632	55	48	90	233	90	14	91	91	94	5
K0752	165	40	55	150	200	-	-	27	200	210	263	180	25	691	60	55	105	288	112	18	91	91	109	5
K0852	180	55	70	180	233	-	-	30	230	256	309	212	15	818	76	76	120	341	132	23	115	93	124	5
K0952	240	75	75	240	295	-	-	35	290	340	395	265	10	882	100	100	150	420	160	27	115	93	154	5
K1052	270	95	95	280	360	-	-	40	340	390	455	315	41	1030	110	115	175	505	200	34	140	155	180	5
K1252	330	115	110	350	420	-	-	45	400	470	540	375	65	1157	120	120	205	590	225	39	140	155	210	5
K1552	420	140	130	380	500	-	-	50	500	548	661	450	85	1215	145	140	250	706	280	39	140	155	255	0
K1652	480	200	115	540	540	270	270	50	560	680	671	500	100	1726	140	122	305	800	315	33	230	240	38	25

Size	d1	L1	L13	L14	t1	u1	D (H7)	m	m1	m2	m3	T	U	v4
K0352	16 k6	40	4	32	18	5	30	53	120	105	30	34	8	M10X50
K0452	16 k6	40	4	32	18	5	35	66	150	132	35	39	10	M12X55
K0552	16 k6	40	4	32	18	5	40	73	166	142	40	44	12	M16X70
K0652	16 k6	40	4	32	18	5	40	80	180	156	40	44	12	M16X70
K0752	16 k6	40	4	32	18	5	50	93	210	183	51	54	14	M16X70
K0852	19 k6	40	4	32	22	6	60	105	240	210	61	65	18	M20X80
K0952	19 k6	40	4	32	22	6	70	133	300	270	71	75	20	M20X80
K1052	24 k6	50	5	40	27	8	80	155	350	313	81	86	22	M20X80
K1252	24 k6	50	5	40	27	8	100	180	410	373	101	107	28	M24X110
K1552	24 k6	50	5	40	27	8	120	180	500	460	121	127.5	32	M24X110
K1652	38 k6	80	5	70	41	10	135	180	610	570	136	143.7	36	M24X110

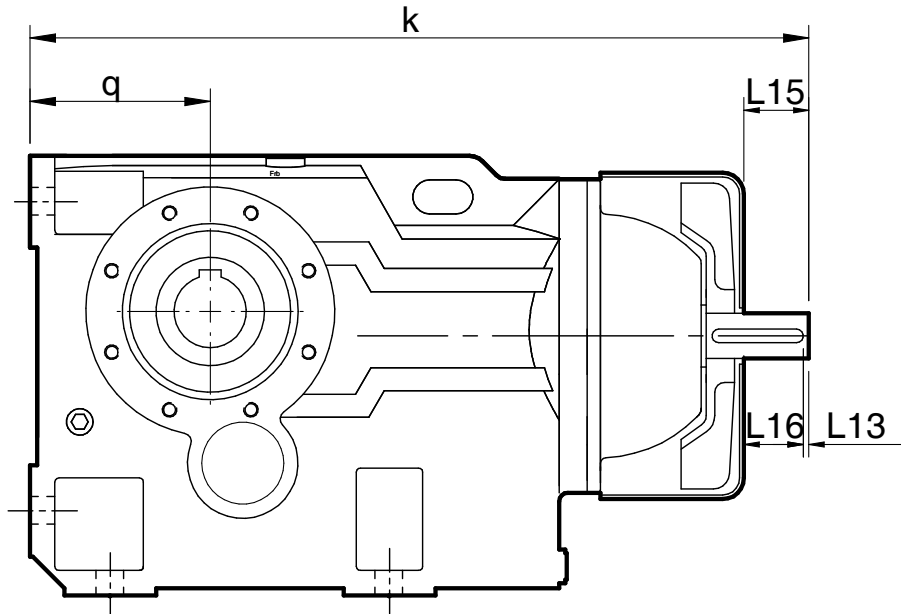
FAN COOLED UNITS

Column 10 Entry

For reducer fan kit modules enter **S** in column 10

or if used in conjunction with a reducer backstop module kit **Y** CW rotation
Z CCW rotation

Dimensions of Fan Cooled Units



Shaft end detail as standard unit

Size	øB8	k	L13	L15	L16	q
K0732	225	492	5	35	30	112
K0832	265	622	5	45	40	132
K0932	320	710	5	65	60	160
K1032	380	856	10	95	85	200
K1232	420	987	10	85	75	225
K1532	480	1045	10	85	75	280
K1632	570	1235	10	112	102	315

SERIES K REDUCER BACKSTOP MODULE

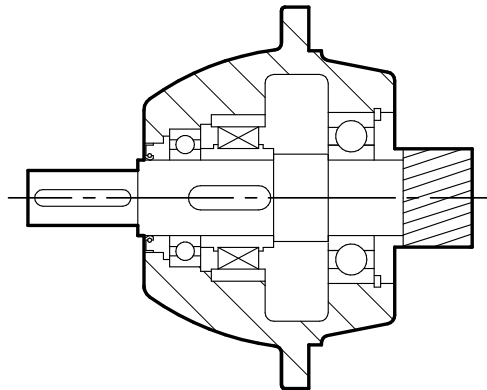
The reducer units listed below can be fitted with an internal backstop, this has no effect of the external unit size. The backstop device incorporates high quality centrifugal lift off sprags which are wear free above the lift off speed (n min). To ensure correct operation input speed must exceed lift off speed.

Suitable for ambient temperature -40°C to + 50°C

Column 10 Entry

For reducer backstop modules enter:

W for CCW rotation (or Z if used in conjunction with a fan kit)
 X for CW rotation (or Y if used in conjunction with a fan kit)

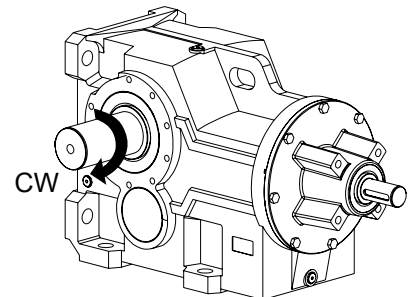


Size	Lift off Speed ('n' min) (at inputshaft) (rev/min)	Rated Locking Torque ('T max') (at inputshaft) (Nm)
K0532	800	100
K0632	800	100
K0732	670	170
K0832	670	300
K0932	670	940
K1032	670	1260
K1232	550	2400
K1532	550	2400
K1632	610	1600

Rotation of outputshaft must be specified when ordering as viewed from the outputshaft end (as shown in the diagram)

- CW - Free Rotation - Clockwise
- Locked - Anticlockwise

- AC - Free Rotation - Anticlockwise
- Locked - Clockwise

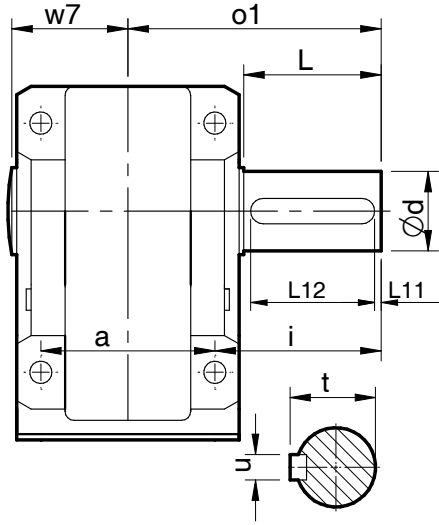


SERIES K

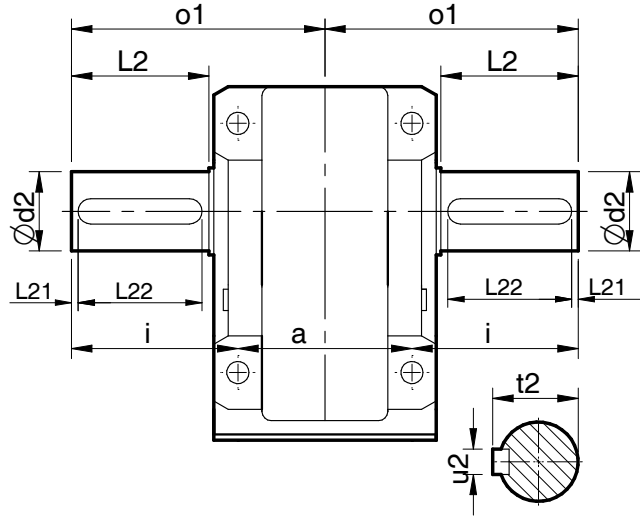
DIMENSIONS

OUTPUT SHAFT / SHRINK DISKTIONS

Single Extended

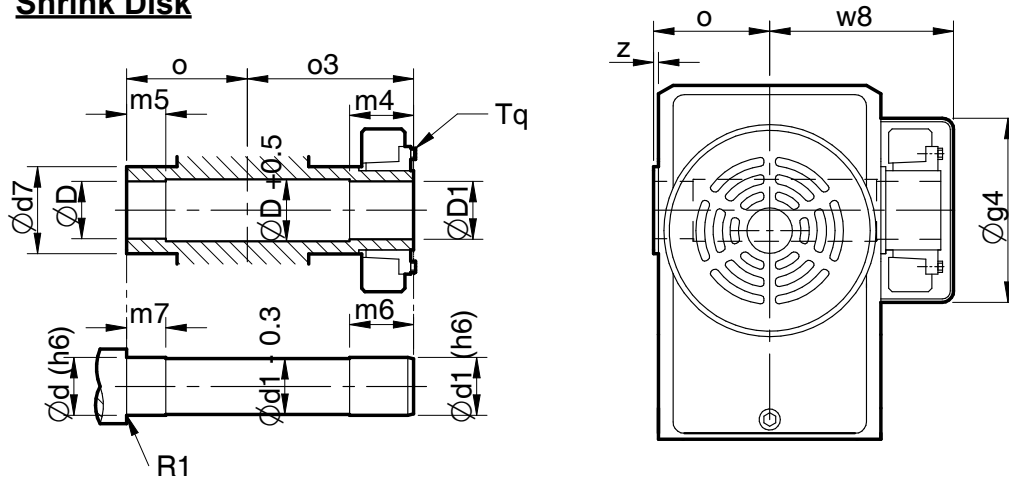


Double Extended



Size	a	d	d2	i	L	L11	L12	L2	L21	L22	o1	t	t2	u	u2	w7
K03	100	25 k6	25 k6	60	47	3	40	47	3	40	110	28	28	8	8	63
K04	120	30 k6	30 k6	75	56	3	50	56	3	50	135	33	33	8	8	78
K05	130	35 k6	35 k6	88	66	3	56	66	3	56	153	38	38	10	10	87
K06	140	40 k6	40 g6	101	76	3	70	76	3	70	171	43	43	12	12	94
K07	165	50 k6	50 g6	123.5	95	3	80	95	3	80	206	53.5	53.5	14	14	109
K08	180	60 m6	60 g6	150	114	3	100	114	3	100	240	64	64	18	18	124
K09	240	70 m6	70 g6	171	135	3	110	135	3	110	291	74.5	74.5	20	20	154
K10	270	90 m6	75 m6	212	172	5	140	163	5	110	347	95	79.5	25	20	180
K12	330	110 m6	95 m6	253	213	5	180	200	5	140	418	116	100	28	25	210
K15	420	120 m6	120 m6	247	210	5	200	210	5	200	457	127	127	32	32	255
K16	480	160 m6	160 m6	315	250	15	220	250	15	220	555	169	169	40	40	310

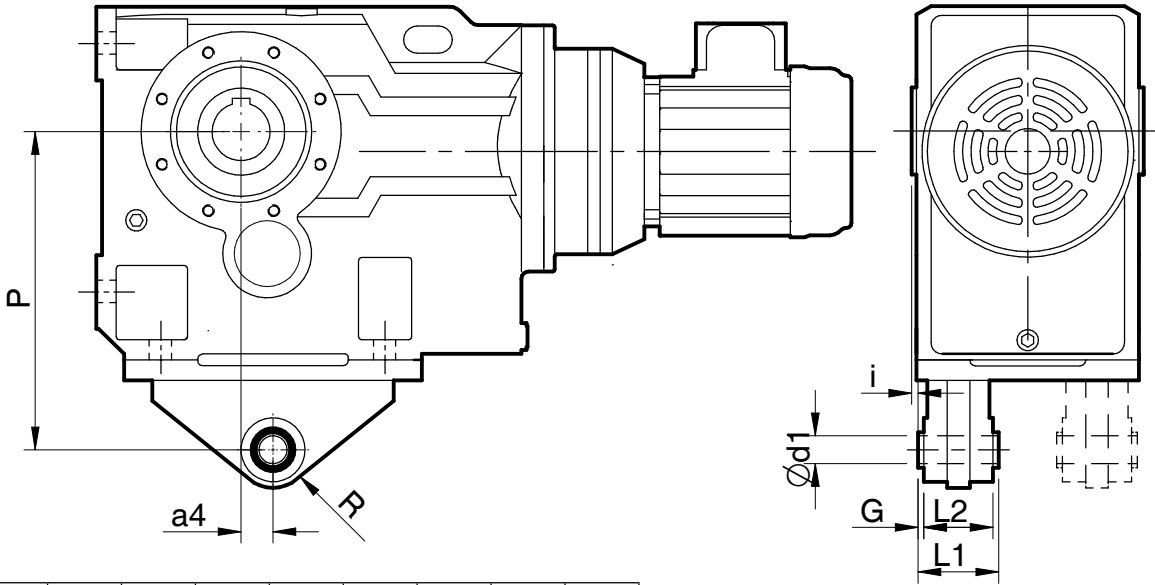
Shrink Disk



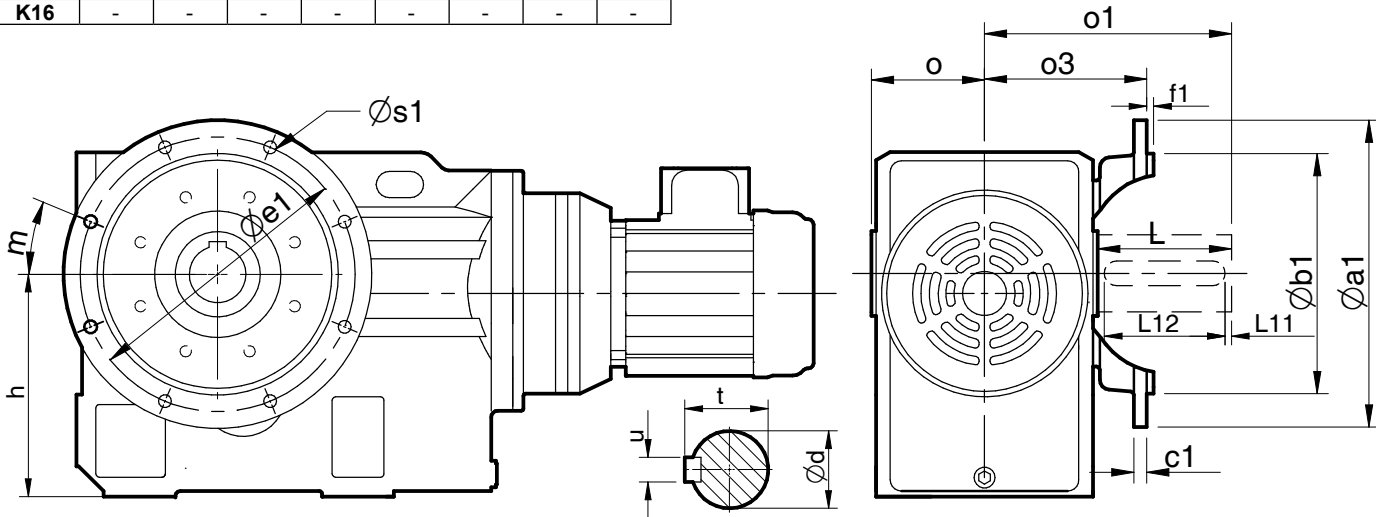
Size	D	D1	d (h6)	d1 (h6)	d7	g4	m4	m5	m6	m7	o	o3	w8	z	Tq(Nm)
K03	30	30	30	30	50	89	31	20	37	25	60	86	91	0	29
K04	35	35	35	35	55	108	33	20	37	25	75	102	113	2.5	29
K05	40	40	40	40	60	108	36	20	41	25	83	112	118	5.5	29
K06	40	40	40	40	70	133	38	20	43	25	90	118	140	5	29
K07	50	50	50	50	80	133	36	30	41	35	105	136	152	5	35
K08	65	65	65	65	90	162	41	40	46	45	120	161	175	5	58
K09	75	75	75	75	100	162	55	40	60	55	150	195	210	5	58
K10	95	95	95	95	120	242	65	60	70	65	175	230	265	5	100
K12	105	105	105	105	140	242	85	60	90	75	205	280	295	5	160
K15	125	125	125	125	160	310	90	60	95	75	250	330	350	14	295
K16	140	135	140	135	180	325	120	60	125	75	305	423	445	35	295

SERIES K

TORQUE ARM & OUTPUT FLANGE



Size	a4	d1	G	i	L1	L2	P	R
K03	23.5	10.3	2	20	36	32	140	23
K04	30	10.3	2	20	36	32	160	23
K05	40	16.3	2	18	60	56	192	38
K06	45	16.3	2	25	60	56	200	38
K07	52.5	16.3	2	25	60	56	250	38
K08	60	25.5	5	30	80	70	300	45
K09	70	25.5	5	40	100	90	350	45
K10	74	25.5	5	45	100	90	450	45
K12	60	38.5	5	10	126	110	550	63
K15	50	38.5	5	2	126	110	700	70
K16	-	-	-	-	-	-	-	-



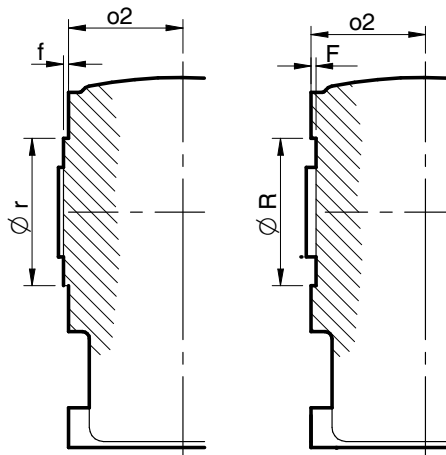
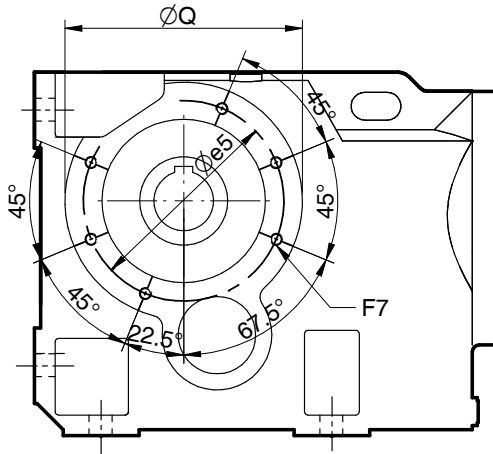
Size	a1	b1	c1	d	e1	f1	h	L	L11	L12	m	o	o1	o3	s1	t	u
K03	160	110 j6	10	25 k6	130	4	100	47	3	40	45°	60	110	84	9 (x4)	28	8
K04	200	130 j6	12	30 k6	165	4	112	56	3	50	45°	75	135	115	11 (x4)	33	8
K05	250	180 j6	26	35 k6	215	4	132	66	3	56	45°	83	153	106	14 (x4)	38	10
K06	250	180 j6	18	40 k6	215	4	140	76	3	70	45°	90	171	130	14 (x4)	43	12
K07	300	230 j6	18	50 k6	265	4	180	95	3	80	45°	105	206	142	14 (x4)	53.5	14
K08	350	250 h6	18	60 m6	300	5	212	114	3	100	45°	120	240	165	18 (x4)	64	18
K09	450	350 h6	20	70 m6	400	5	265	135	3	110	22.5°	150	291	201	18 (x8)	74.5	20
K10	450	350 h6	22	90 m6	400	5	315	172	5	140	22.5°	175	347	235	18 (x8)	95	25
K12	450	350 h6	22	110 m6	400	5	375	213	5	180	22.5°	205	418	256	18 (x8)	116	28
K15	660	550 h6	28	120 m6	600	5	450	210	5	200	22.5°	250	457	310	22 (x8)	127	32
K16	660	550 h6	28	160 m6	600	5	500	250	15	220	22.5°	305	555	344	22 (x8)	169	40

SERIES K

DIMENSIONS

C (B14) FLANGE

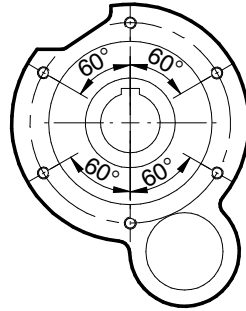
K03 K04 K08



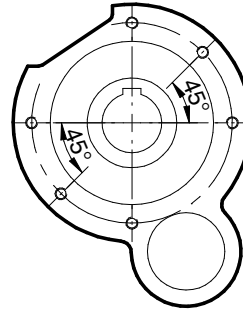
K03 - K07

K08 - K18

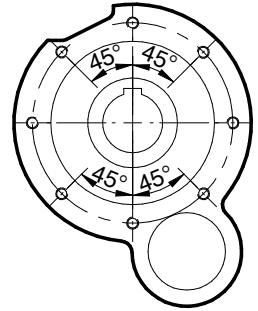
K05



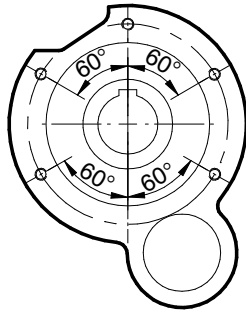
K06



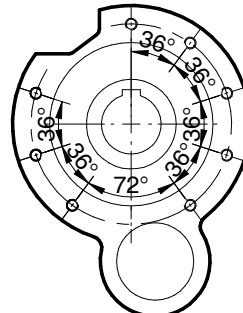
K07



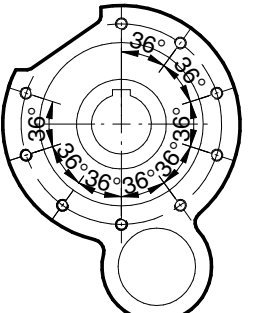
K09



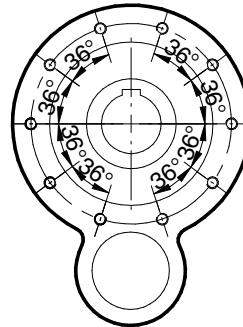
K10



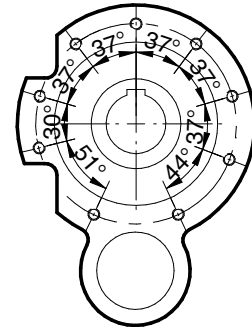
K12



K15 K16



K18

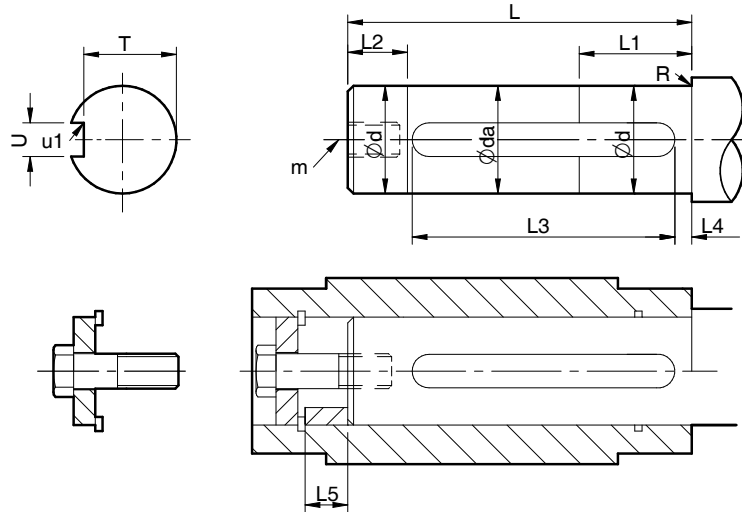


Size	e5	F7	ø2	Q	r (h7)	R (H7)	f	F
K03	107	6 - M8 x 12	55	122	85	-	2.5	-
K04	130	6 - M8 x 12	70	146	105	-	2.5	-
K05	125	6 - M10 x 17	75	150	105	-	3	-
K06	150	6 - M10 x 17	83	180	130	-	3.5	-
K07	150	8 - M10 x 17	95	180	130	-	6	-
K08	195	6 - M12 x 20	115	220	-	150	-	5
K09	230	5 - M16 x 27	145	260	-	180	-	6
K10	280	8 - M16 x 27	170	310	-	210	-	7
K12	280	9 - M16 x 27	200	310	-	210	-	7
K15	340	10 - M24 x 36	236	400	-	290	-	8
K16	340	10 - M24 x 36	270	400	-	290	-	8

SERIES K

DIMENSIONS STANDARD BORE ASSEMBLY

Assembly Onto Shaft - Customers Shaft Detail



Size	d	da	L	L1	L2	L3	L4	L5	m	N	R	T	U	u1
K03	29.993/ 29.980	29.6	82	45	15	70.3 70.0	3	23	M10x1.5x22	15Nm	0.8R	26.0 25.8	8.000/ 7.964	0.16 0.25R
K04	34.991/ 34.975	34.6	109	60	20	90.5 90.0	3	23	M12x1.75x30	20Nm	0.8R	30.0 29.8	10.000/ 9.964	0.16 0.25R
K05	39.991/ 39.975	39.6	112	60	20	92.5 92.0	3	30	M16x2x38	45Nm	0.8R	35.0 34.8	12.000/ 11.957	0.4 0.25R
K06	39.991/ 39.975	39.6	126	75	25	100.5 100.0	3	30	M16x2x38	45Nm	0.8R	35.0 34.8	12.000/ 11.957	0.4 0.25R
K07	49.991/ 49.975	49.6	153	90	30	130.5 130.0	3	30	M16x2x38	45Nm	0.8R	44.0 44.3	14.000/ 13.957	0.4 0.25R
K08	59.970/ 59.971	59.6	173	90	30	148.5 148.0	3	37	M20x2.5x42	85Nm	0.8R	53.0 52.8	18.000/ 17.957	0.4 0.25R
K09	69.991/ 69.975	69.6	232	105	35	161.5 161.0	3	38	M20x2.5x42	85Nm	0.8R	62.5 62.3	20.000/ 19.948	0.6 0.4R
K10	79.991/ 79.975	79.6	275	120	40	188.5 188.0	5	38	M20x2.5x42	85Nm	0.8R	71.0 70.8	22.000/ 21.948	0.6 0.4R
K12	99.988/ 99.966	99.6	327	150	50	238.5 238.0	10	46	M24x3x50	200Nm	0.8R	90.0 89.8	28.000/ 27.948	0.6 0.4R
K15	119.988/ 119.966	119.5	434	180	60	272.5 272.0	15	26	M24x3x50	200Nm	1.0R	109.0 108.8	32.000/ 31.948	1.0 0.7R
K16	134.986/ 134.961	134.5	540	180	60	336.5 336.0	15	30	M30x3.5x60	400Nm	1.0R	123.0 122.7	36.000/ 35.948	1.0 0.7R

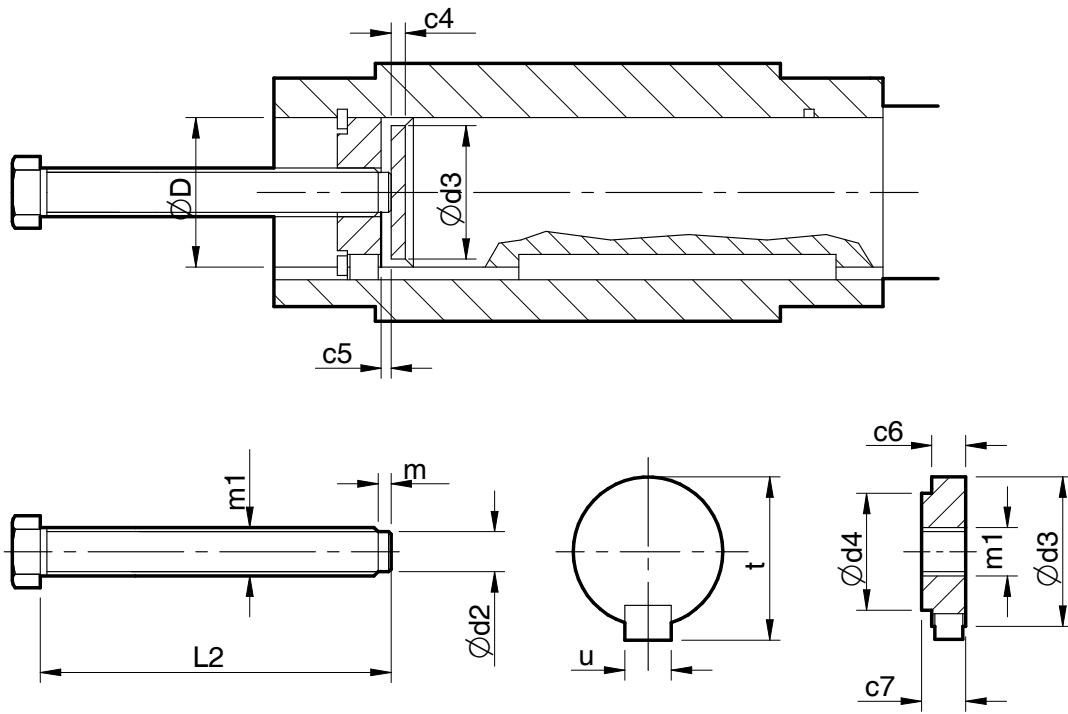
Assembly Instructions

1. Spray the hollow shaft bore and mating diameter of the output shaft with Rocol DFSM or equivalent anti-scuffing spray.
2. Fit key into shaft.
3. Fit the circlip into the output sleeve.
4. Fit the spacer tube only if the output shaft has no shoulder, then fit the output shaft into the output sleeve.
5. Secure in place with the washer and bolt. Torque tighten to the values stated in column N of the above table.

SERIES K

DIMENSIONS STANDARD BORE DISASSEMBLY

Disassembly Method from Shaft



Size	c4	c5	c6	c7	D	d2	d3	d4	L2	m	m1	t	u
K03	5	3	15	17	30	13	29.9	20	130	3	M16 x 2.0	33	8
K04	5	3	15	17	35	13	34.9	25	160	3	M16 x 2.0	38	10
K05	5	4	20	23	40	20	39.9	29	190	3	M24 x 2.5	43	12
K06	5	4	20	23	40	20	39.9	29	190	3	M24 x 3.0	43	12
K07	5	4	20	23	50	20	49.9	39	220	3	M24 x 3.0	53.5	14
K08	8	5	24	27	60	25	59.9	47	250	5	M30 x 3.5	64	18
K09	8	6	24	27	70	25	69.9	53	310	5	M30 x 3.5	74.5	20
K10	8	6	24	27	80	25	79.9	62	360	5	M30 x 3.5	95	22
K12	8	8	30	34	100	30	99.9	80	420	5	M36 x 4.0	116	28
K15	10	10	30	34	120	30	119.9	96	520	5	M36 x 4.0	127	32
K16	10	10	36	40	135	36	134.9	110	630	5	M42 x 4.5	143	36



SHIPPING SPECIFICATION

Weight of Basemounted Units (kg)

Unit size & no of reductions		K0332	K0352	K0432	K0452	K0532	K0552	K0632	K0652	K0732	K0752	K0832	K0852	K0932	K0952	K1032	K1052	K1232	K1252	K1532	K1552	K1632	K1652			
Reducer version		16	24	21	29	32	43	40	51	61	70	113	139	174	197	306	321	458	485	730	777	1285	1442			
Output shaft		+ 0.7		+ 1.1		+ 1.3		+ 1.8		+ 3.5		+ 6.1		+ 10.8		+ 18.5		+ 35		+ 49		+ 88				
Output flange		+ 1.3		+ 2.8		+ 4.0		+ 5.4		+ 7.0		+ 15		+ 17		+ 26		+ 26		+ 53		+ 53				
Motorised	63	Without Motor	16	25	21	30	31	44	39	52		70		139		197										
		With Motor	24	33	29	38	39	52	47	60		78		147		205										
	71	Without Motor	16	24	21	30	31	44	39	52		70		139		197										
		With Motor	27	35	32	41	42	55	50	63		81		150		208										
	80	Without Motor	16	25	22	30	31	44	39	52	58	70	114	139	167	197		321		481		772		1409		
		With Motor	33	42	39	47	48	61	56	69	75	87	131	156	184	214		338		498		789		1426		
	90S	Without Motor	17	26	22	31	32	45	40	53	59	71	114	140	167	198		332		482		772		1409		
		With Motor	42	51	47	56	57	70	65	78	84	96	139	165	192	223		357		507		797		1434		
	90L	Without Motor	17	26	22	31	32	45	40	53	59	71	114	140	167	198		332		482		772		1409		
		With Motor	44	53	49	58	59	72	67	80	86	98	141	167	194	225		359		509		799		1436		
	100L	Without Motor	18	27	23	32	35	46	43	54	61	72	116	142	169	200	293	325	427	485	714	776		1409		
		With Motor	56	65	61	70	73	84	81	92	99	110	154	180	207	238	331	363	465	523	752	814		1447		
	112M	Without Motor	18	27	23	32	35	46	43	54	61	72	116	142	169	200	293	325	427	485	714	776		1409		
		With Motor	62	71	67	76	79	90	87	98	105	116	160	186	213	244	337	369	471	529	758	820		1453		
	132S	Without Motor					37		45		63		119	145	172	203	296	327	430	487	714	778		1409		
		With Motor					107		115		133		189	215	242	273	366	397	500	557	784	848		1479		
	132M	Without Motor					37		45		63		119	145	172	203	296	327	430	487	714	778		1409		
		With Motor					110		118		136		192	218	245	276	369	400	503	560	787	851		1482		
	160M	Without Motor									68		124		177		301	332	436	492	727	783		1416		
		With Motor									202		258		311		435	466	570	626	861	917		1550		
	160L	Without Motor									68		124		177		301	332	436	492	727	783		1416		
		With Motor									209		265		318		442	473	577	633	868	924		1557		
	180M	Without Motor														190	314	448		727		1308	1416			
		With Motor														365	489	623		902		1483	1591			
	180L	Without Motor														190	314	448		727		1308	1416			
		With Motor														375	499	633		912		1493	1601			
	200L	Without Motor														194	318	453		727		1313	1416			
		With Motor														426	550	685		959		1545	1648			
	225S	Without Motor														198	322	457		741		1320	1430			
		With Motor														487	611	746		1030		1609	1719			
	225M	Without Motor														198	322	457		741		1320	1430			
		With Motor														520	644	779		1063		1642	1752			
	250M	Without Motor																	471		790		1327			
		With Motor																	865		1184		1721			
	280S	Without Motor																	471		790		1327			
		With Motor																	981		1300		1837			
	280M	Without Motor																	471		790		1327			
		With Motor																	1071		1390		1927			
	315S	Without Motor																					1351			
		With Motor																					2121			
315M	Without Motor																					1351				
	With Motor																					2161				
315M	Without Motor																					1351				
	With Motor																					2311				

All weights exclude lubricant and are for standard shaft mount units, for flange or base mount units add weight of flange / shaft (shown at top of table) to the figures shown above

IMPORTANT**Product Safety Information**

General - The following information is important in ensuring safety. It **must** be brought to the attention of personnel involved in the selection of the equipment, those responsible for the design of the machinery in which it is to be incorporated and those involved in its installation, use and maintenance.

The equipment will operate safely provided it is selected, installed, used and maintained properly. As with any power transmission equipment **proper precautions must** be taken as indicated in the following paragraphs, to ensure safety.

Potential Hazards - these are **not** necessarily listed in any order of severity as the degree of danger varies in individual circumstances. It is important therefore that the list is studied in its entirety:-

- 1) Fire/Explosion
 - (a) Oil mists and vapour are generated within gear units. It is therefore dangerous to use naked lights in the proximity of gearbox openings, due to the risk of fire or explosion.
 - (b) In the event of fire or serious overheating (over 300 °C), certain materials (rubber, plastics, etc.) may decompose and produce fumes. Care should be taken to avoid exposure to the fumes, and the remains of burned or overheated plastic/rubber materials should be handled with rubber gloves.
- 2) Guards - Rotating shafts and couplings must be guarded to eliminate the possibility of physical contact or entanglement of clothing. It should be of rigid construction and firmly secured.
- 3) Noise - High speed gearboxes and gearbox driven machinery may produce noise levels which are damaging to the hearing with prolonged exposure. Ear defenders should be provided for personnel in these circumstances. Reference should be made to the Department of Employment Code of Practice for reducing exposure of employed persons to noise.
- 4) Lifting - Where provided (on larger units) only the lifting points or eyebolts must be used for lifting operations (see maintenance manual or general arrangement drawing for lifting point positions). Failure to use the lifting points provided may result in personal injury and/or damage to the product or surrounding equipment. Keep clear of raised equipment.
- 5) Lubricants and Lubrication
 - (a) Prolonged contact with lubricants can be detrimental to the skin. The manufacturer's instruction must be followed when handling lubricants.
 - (b) The lubrication status of the equipment must be checked before commissioning. Read and carry out all instructions on the lubricant plate and in the installation and maintenance literature. Heed all warning tags. Failure to do so could result in mechanical damage and in extreme cases risk of injury to personnel.
- 6) Electrical Equipment - Observe hazard warnings on electrical equipment and isolate power before working on the gearbox or associated equipment, in order to prevent the machinery being started.
- 7) Installation, Maintenance and Storage
 - (a) In the event that equipment is to be held in storage, for a period exceeding 6 months, prior to installation or commissioning, application engineering must be consulted regarding special preservation requirements. Unless otherwise agreed, equipment must be stored in a building protected from extremes of temperature and humidity to prevent deterioration.

The rotating components (gears and shafts) must be turned a few revolutions once a month (to prevent bearings brinelling).
 - (b) External gearbox components may be supplied with preservative materials applied, in the form of a "waxed" tape overwrap or wax film preservative. Gloves should be worn when removing these materials. The former can be removed manually, the latter using white spirit as a solvent.

Preservatives applied to the internal parts of the gear units do not require removal prior to operation.
 - (c) Installation must be performed in accordance with the manufacturer's instructions and be undertaken by suitably qualified personnel.
 - (d) Before working on a gearbox or associated equipment, ensure that the load has been removed from the system to eliminate the possibility of any movement of the machinery and isolate power supply. Where necessary, provide mechanical means to ensure the machinery cannot move or rotate. Ensure removal of such devices after work is complete.
 - (e) Ensure the proper maintenance of gearboxes in operation. Use only the correct tools and approved spare parts for repair and maintenance. Consult the Maintenance Manual before dismantling or performing maintenance work.
- 8) Hot Surfaces and Lubricants
 - (a) During operation, gear units may become sufficiently hot to cause skin burns. Care must be taken to avoid accidental contact.
 - (b) After extended running the lubricant in gear units and lubrication systems may reach temperatures sufficient to cause burns. Allow equipment to cool before servicing or performing adjustments.
- 9) Selection and Design
 - (a) Where gear units provide a backstop facility, ensure that back-up systems are provided if failure of the backstop device would endanger personnel or result in damage.
 - (b) The driving and driven equipment must be correctly selected to ensure that the complete machinery installation will perform satisfactorily, avoiding system critical speeds, system torsional vibration, etc.
 - (c) The equipment must not be operated in an environment or at speeds, powers, torques or with external loads beyond those for which it was designed.
 - (d) As improvements in design are being made continually the contents of this catalogue are not to be regarded as binding in detail, and drawings and capacities are subject to alterations without notice.

The above guidance is based on the current state of knowledge and our best assessment of the potential hazards in the operation of the gear units.

Any further information or clarification required may be obtained by contacting an Application Engineer.



MARKETING & SERVICING COMPANY



EMTICI ENGINEERING LIMITED

REGISTERED OFFICE :

Anand - Sojitra Road, Vallabh Vidyanagar - 388 120. Gujarat, INDIA.
Phones : +91 269 223 0168, +91 269 223 1125 Fax : +91 269 223 6508
Website : www.emtici.co.in

: BRANCH OFFICES :

Ahmedabad:

Phone: +91 79 26406683, 26406684, 26406685
Fax : +91 79 26401363
Email : sales@emtici.co.in

Bangalore:

Phone: +91 80 25250219, 25290082, 25252925
Fax : +91 80 25251834
Email : salesbgl@emtici.co.in

Chennai:

Phone: +91 44 24349237, 24349497, 24322455
Fax : +91 44 24349643
Email : salesmad@emtici.co.in

Dhanbad:

Phone: +91 326 2230404
Fax : +91 326 2230490
Email : salesdhn@emtici.co.in

Indore:

Phone: +91 731 2576100
Fax : +91 731 2558077
Email : limishra@emtici.co.in

Jamshedpur:

Phone: +91 657 2361837, 2362376
Fax : +91 657 246424
Email : salesjns@emtici.co.in

Kolkata:

Phone: +91 33 24761, 24760876
Fax : +91 33 24761831
Email : salescal@emtici.co.in

Madurai:

Phone: +91 4549 293488
Fax : +91 4549 293468

Mumbai:

Phone: +91 20 40191400
Fax : +91 20 40191420
Email : rsirsad@emtici.co.in

Nagpur:

Phone: +91 712 6642616, 6642601
Fax : +91 712 6642622
Email : sbpansari@emtici.co.in

New Delhi:

Phone: +91 11 23414340, 23414340, 23414069
Fax : +91 11 23709046
Email : salesdel@emtici.co.in

Pune:

Phone: +91 20 40191400
Fax : +91 20 40191420
Email : rsirsad@emtici.co.in

Raipur:

Phone: +91 771 4081541, 2259329/324
Fax : +91 771 4081541
Email : pksingh@emtici.co.in

Secunderabad:

Phone: +91 40 27844748, 27845250
Fax : +91 40 27848317
Email : salesec@emtici.co.in

Vadodara:

Phone: +91 265 2312972, 23136701
Fax : +91 265 2312982
Email : salesbrd@emtici.co.in

Visakhapatnam:

Phone: +91 891 2531630, +91 891 2731630
Email : salessec@emtici.co.in



SMS NAME, CITY, Assistance Needed

INTERNATIONAL LOCATIONS

UK | SWEDEN | USA | NETHERLANDS | SINGAPORE
GERMANY | FINLAND | DENMARK | AUSTRALIA | ITALY

SUBSIDIARIES

- 1. RADICON TRANSMISSION THAILAND LTD. (THAILAND)
2. RADICON TRANSMISSION FZE (UAE)

GEARED MOTORS · GEARBOXES · GEAR ASSEMBLIES · DRIVE SOLUTIONS

POWER BUILD PVT LTD
Leaders in Power Transmission Solutions

Vallabh Vidyanagar - 388120, Gujarat, India • Tel.: + 91 2692 231070, 231120, 231170

CIN U32201GJ1972PTC002065